


<u>TEST SETUP PHOTOS</u>	
Company Name	AvaLAN Wireless Systems
Model #	AW2400MR
FCC ID #	R4N-AW2400MR
IC #	5303A-AW2400MR


Test Setup Photo(s) – Radiated Emissions Test

Vertical Board Orientation

Vertical Straight Antenna



Vertical 90° Bent Antenna




<u>TEST SETUP PHOTOS</u>	
Company Name	AvaLAN Wireless Systems
Model #	AW2400MR
FCC ID #	R4N-AW2400MR
IC #	5303A-AW2400MR


5.7 Test Setup Photo(s) – Radiated Emissions Test

Vertical Board Orientation

Vertical Straight Antenna




Vertical 90° Bent Antenna




TEST SETUP PHOTOS

Company Name	AvaLAN Wireless Systems
Model #	AW2400MR
FCC ID #	R4N-AW2400MR
IC #	5303A-AW2400MR

Flat Straight Antenna




Flat 90° Bent Antenna




<u>TEST SETUP PHOTOS</u>	
Company Name	AvaLAN Wireless Systems
Model #	AW2400MR
FCC ID #	R4N-AW2400MR
IC #	5303A-AW2400MR

Flat Board Orientation

Vertical Straight Antenna




Vertical 90° Bent Antenna




<u>TEST SETUP PHOTOS</u>	
Company Name	AvaLAN Wireless Systems
Model #	AW2400MR
FCC ID #	R4N-AW2400MR
IC #	5303A-AW2400MR

Side Board Orientation

Vertical Straight Antenna




Vertical 90° Bent Antenna



<u>TEST SETUP PHOTOS</u>	
Company Name	AvaLAN Wireless Systems
Model #	AW2400MR
FCC ID #	R4N-AW2400MR
IC #	5303A-AW2400MR

Test Setup Photo(s) – Radiated Emissions Test

EUT on Test Pedestal



TEST SETUP PHOTOS

Company Name	AvaLAN Wireless Systems
Model #	AW2400MR
FCC ID #	R4N-AW2400MR
IC #	5303A-AW2400MR

Test Setup Photo(s) – Conducted Emissions Test

