

"High Frequency Ceramic Solutions"

2.45 GHz Antenna

P/N 2450AT18A100

Detail Specification: 09/03/03

Page 1 of 3

General Specifications

Part Number	2450AT18A100
Frequency Range	2400 - 2500 Mhz
Peak Gain	0.5 dBi typ. (XZ-V)
Average Gain	-0.5 dBi typ. (XZ-V)
Return Loss	9.5 dB min.

Input Power	500mW max.
Impedance	50 Ω
Operating Temperature	-40 to +85°C
Reel Quantity	3,000

No.	Function	Terminal Configuration
1	Feeding Point	
2	NC	

Mechanical Dimensions

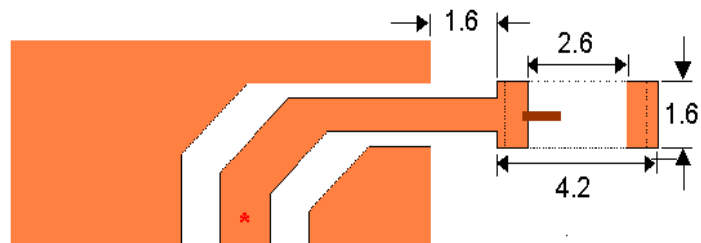
	In	mm
L	0.126 ± 0.008	3.20 ± 0.20
W	0.063 ± 0.008	1.60 ± 0.20
T	0.051 +.004/-.008	1.30 +0.1/-0.2
a	0.020 ± 0.012	0.50 ± 0.30

Mounting Considerations

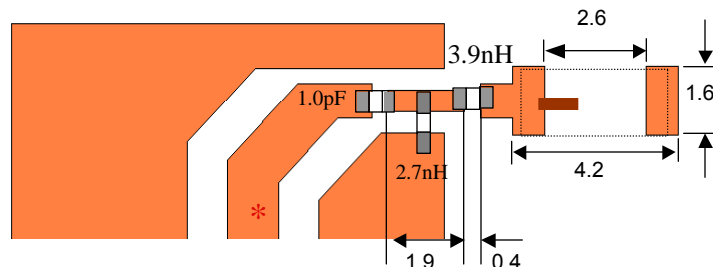
Mount these devices with brown mark facing up. Units: mm

Line width should be designed to provide 50Ω impedance matching characteristics.

a) Without Matching Circuits



b) With Matching Circuits



Johanson Technology, Inc. reserves the right to make design changes without notice.

All sales are subject to Johanson Technology, Inc. terms and conditions.



www.johansontechnology.com

931 Via Alondra • Camarillo, CA 93012 • TEL 805.389.1166 FAX 805.389.1821

2003 Johanson Technology, Inc. All Rights Reserved

"High Frequency Ceramic Solutions"

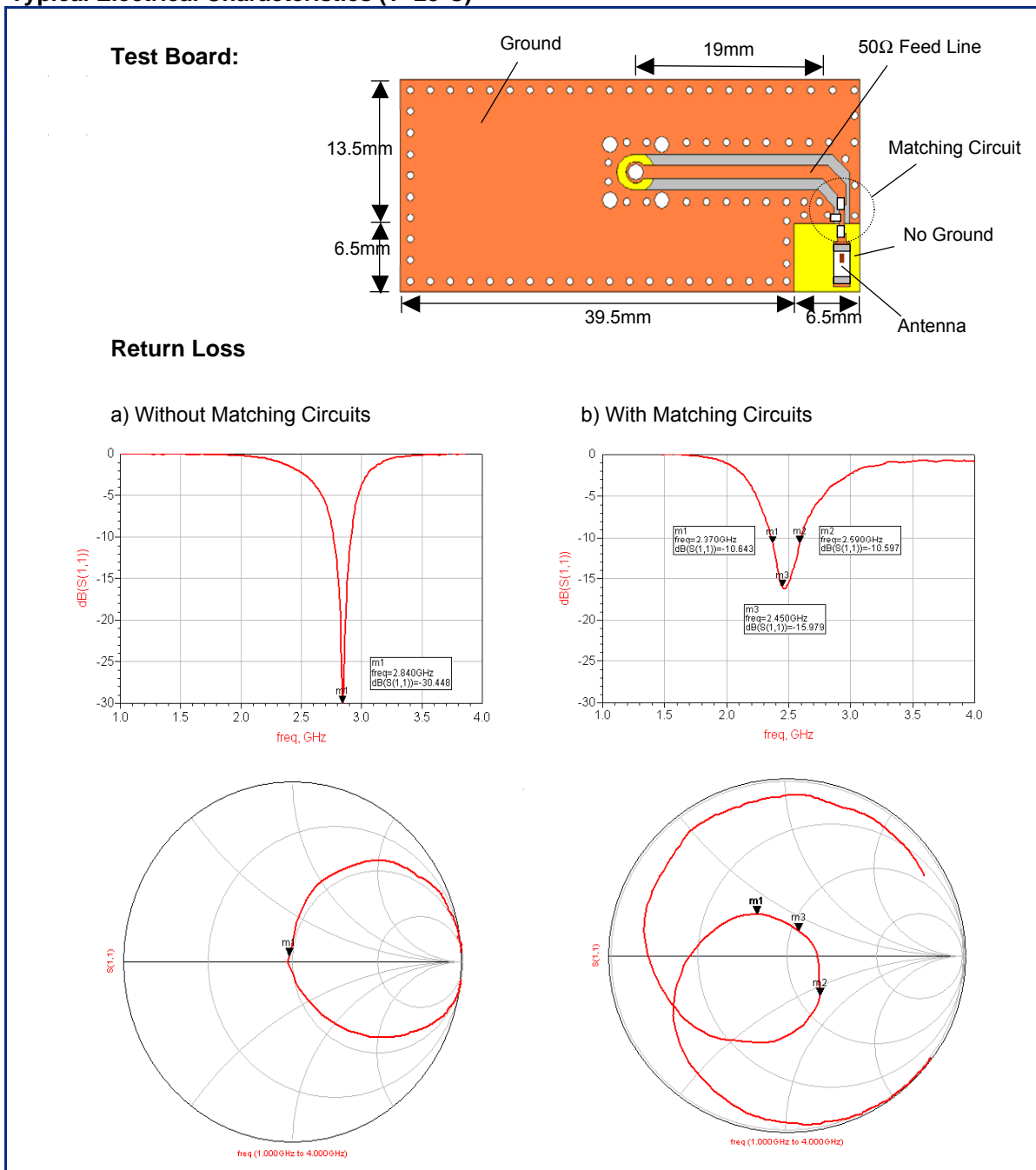
2.45 GHz Antenna

P/N 2450AT18A100

Detail Specification: 09/03/03

Page 2 of 3

Typical Electrical Characteristics (T=25°C)



Johanson Technology, Inc. reserves the right to make design changes without notice.

All sales are subject to Johanson Technology, Inc. terms and conditions.



www.johansontechnology.com

931 Via Alondra • Camarillo, CA 93012 • TEL 805.389.1166 FAX 805.389.1821

2003 Johanson Technology, Inc. All Rights Reserved

"High Frequency Ceramic Solutions"

2.45 GHz Antenna

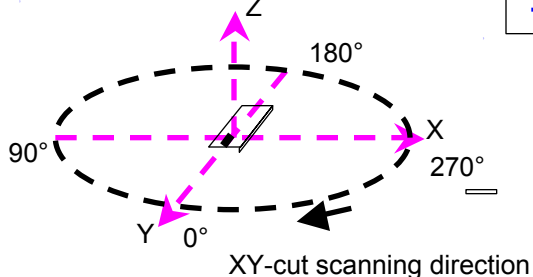
P/N 2450AT18A100

Detail Specification: 09/03/03

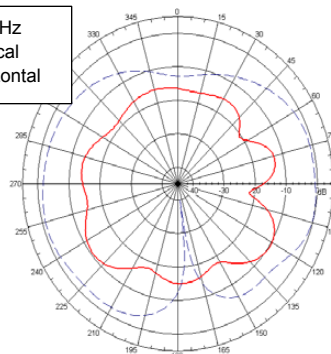
Page 3 of 3

Typical Radiation Patterns

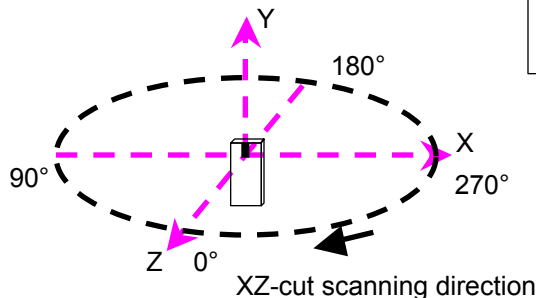
XY-V/XY-H



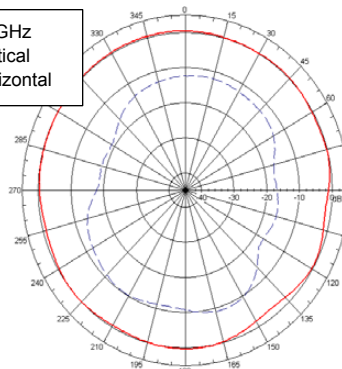
XY cut @2.45GHz
— Vertical
..... Horizontal



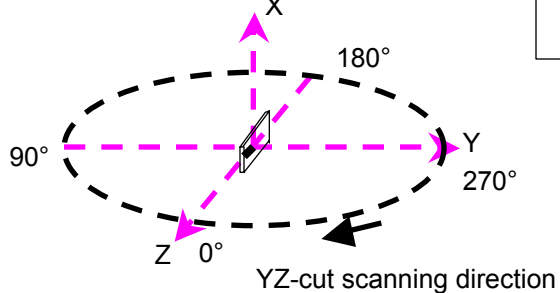
XZ-V/XZ-H



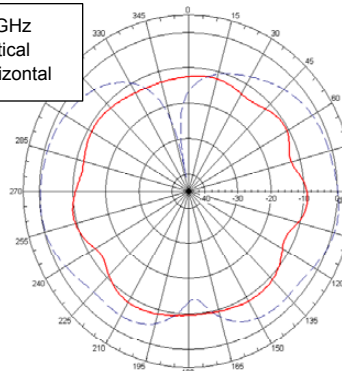
XZ cut @2.45GHz
— Vertical
..... Horizontal



YZ-V/YZ-H



YZ cut @2.45GHz
— Vertical
..... Horizontal



Johanson Technology, Inc. reserves the right to make design changes without notice.
All sales are subject to Johanson Technology, Inc. terms and conditions.



www.johansontechnology.com

931 Via Alondra • Camarillo, CA 93012 • TEL 805.389.1166 FAX 805.389.1821

2003 Johanson Technology, Inc. All Rights Reserved