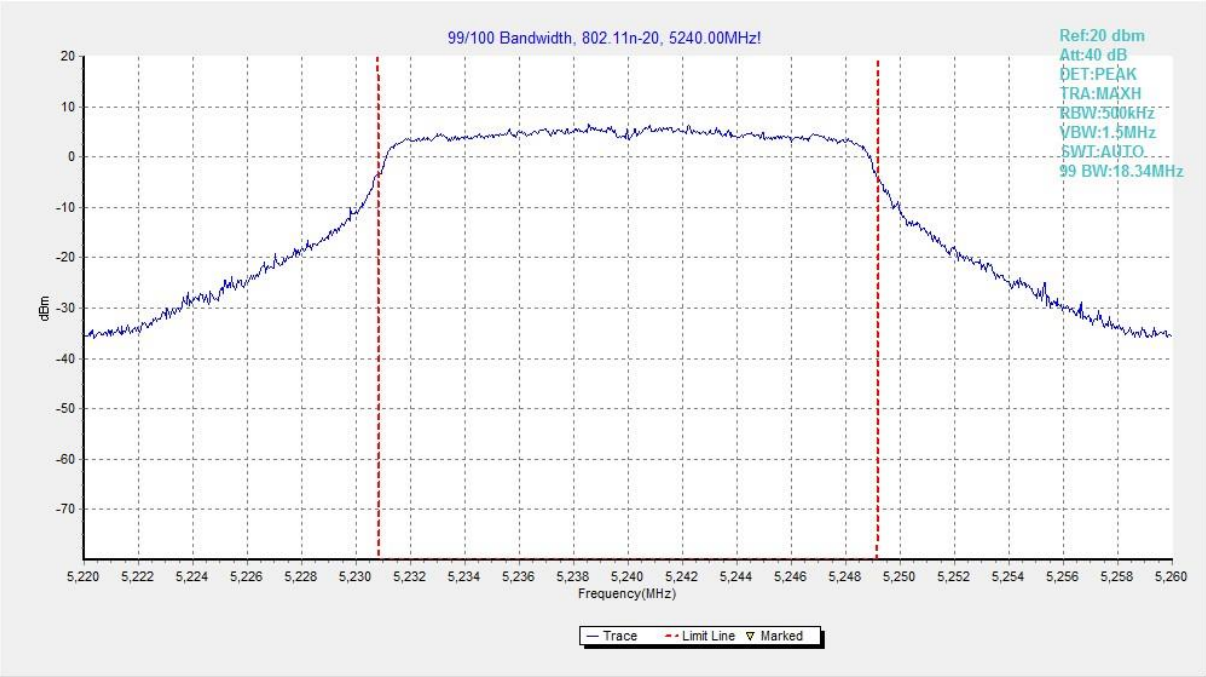

Fig. 51 99% Occupied Bandwidth (802.11n-HT20, 5260MHz)

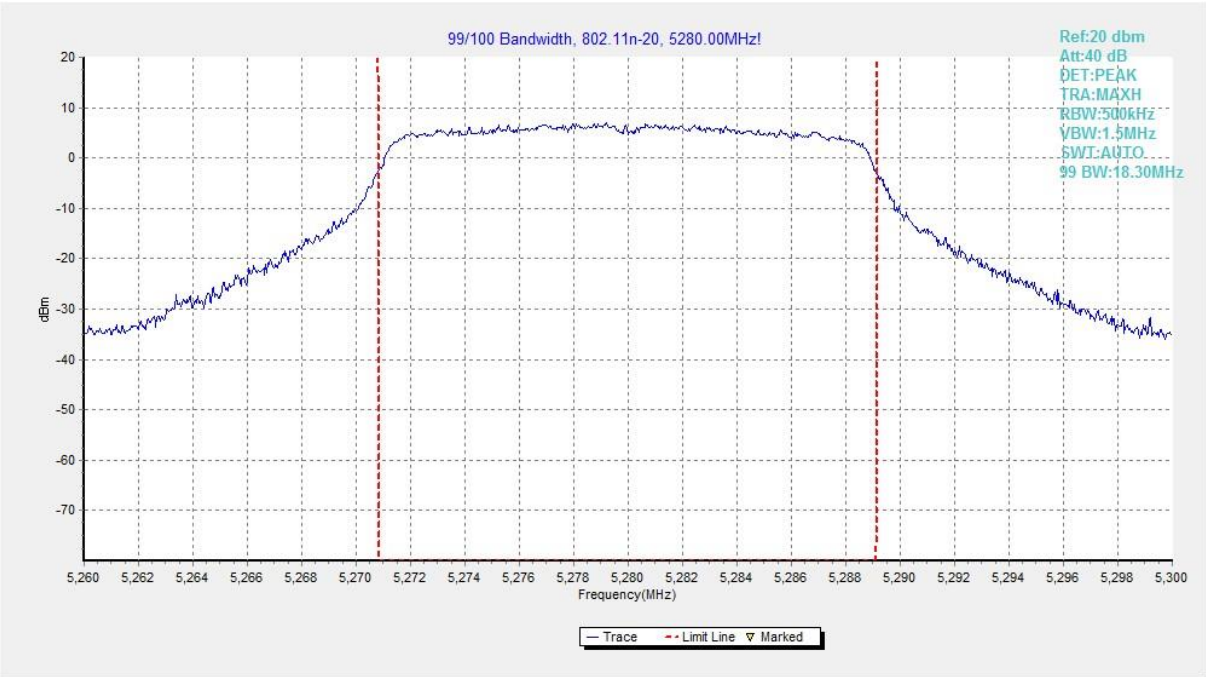

Fig. 52 99% Occupied Bandwidth (802.11n-HT20, 5280MHz)

©Copyright. All rights reserved by SAICT.

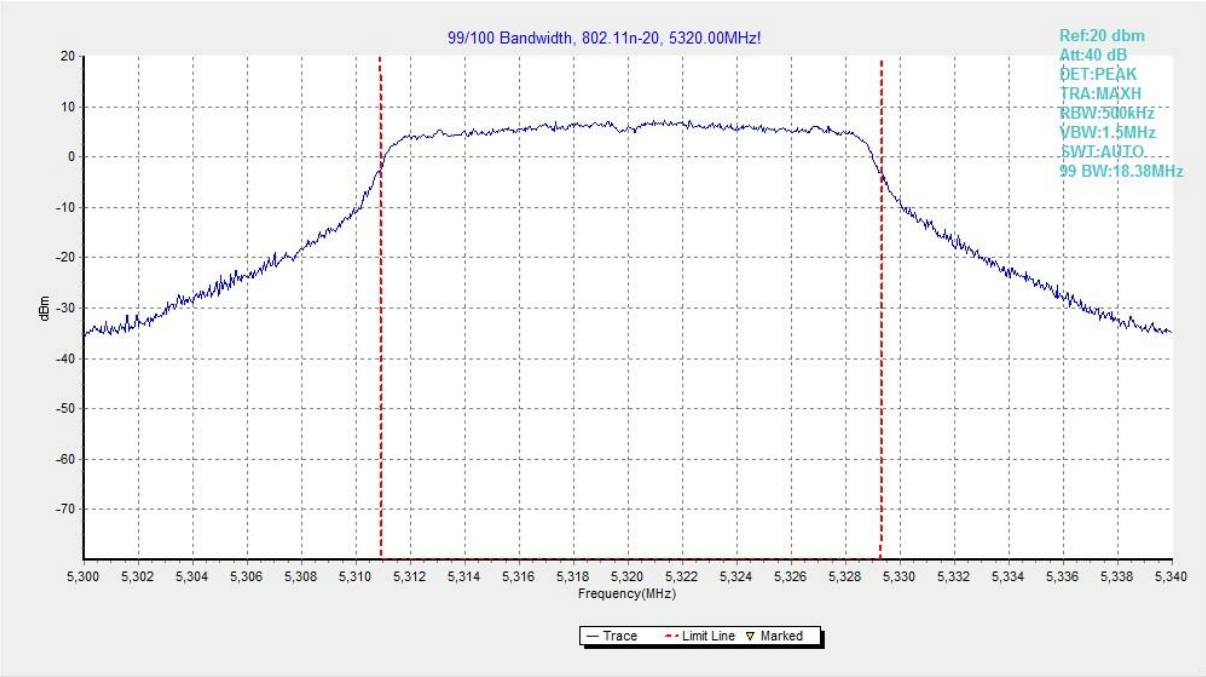

Fig. 53 99% Occupied Bandwidth (802.11n-HT20, 5320MHz)

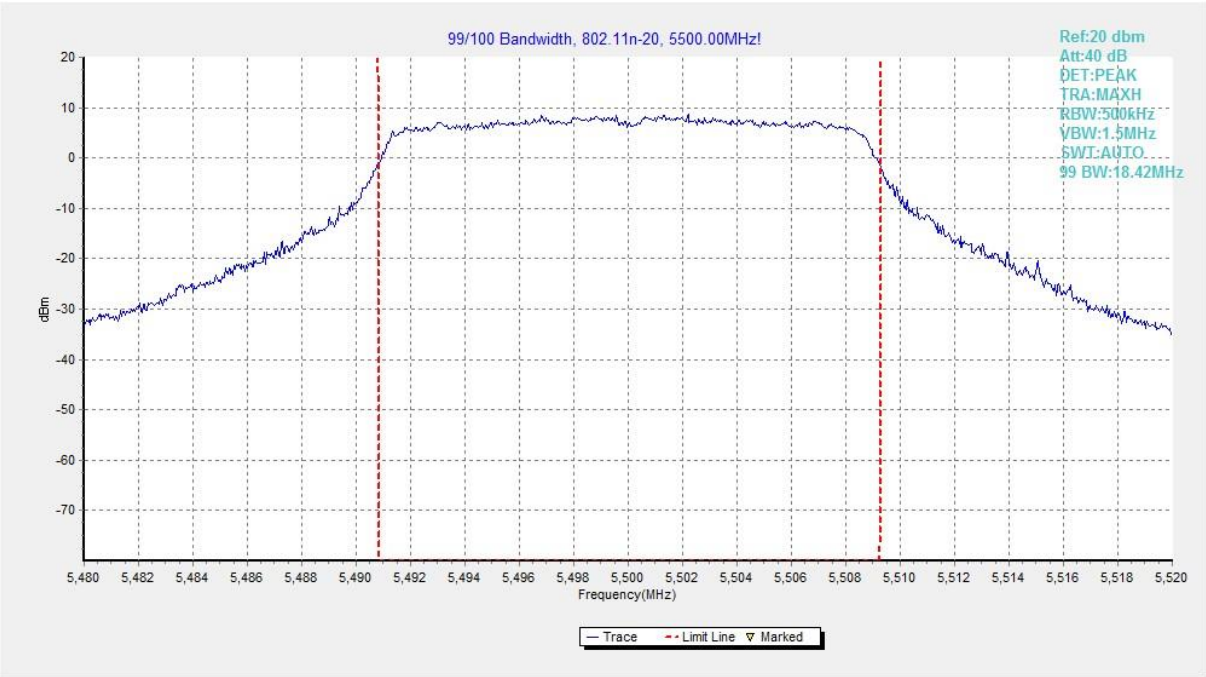

Fig. 54 99% Occupied Bandwidth (802.11n-HT20, 5500MHz)

©Copyright. All rights reserved by SAICT.

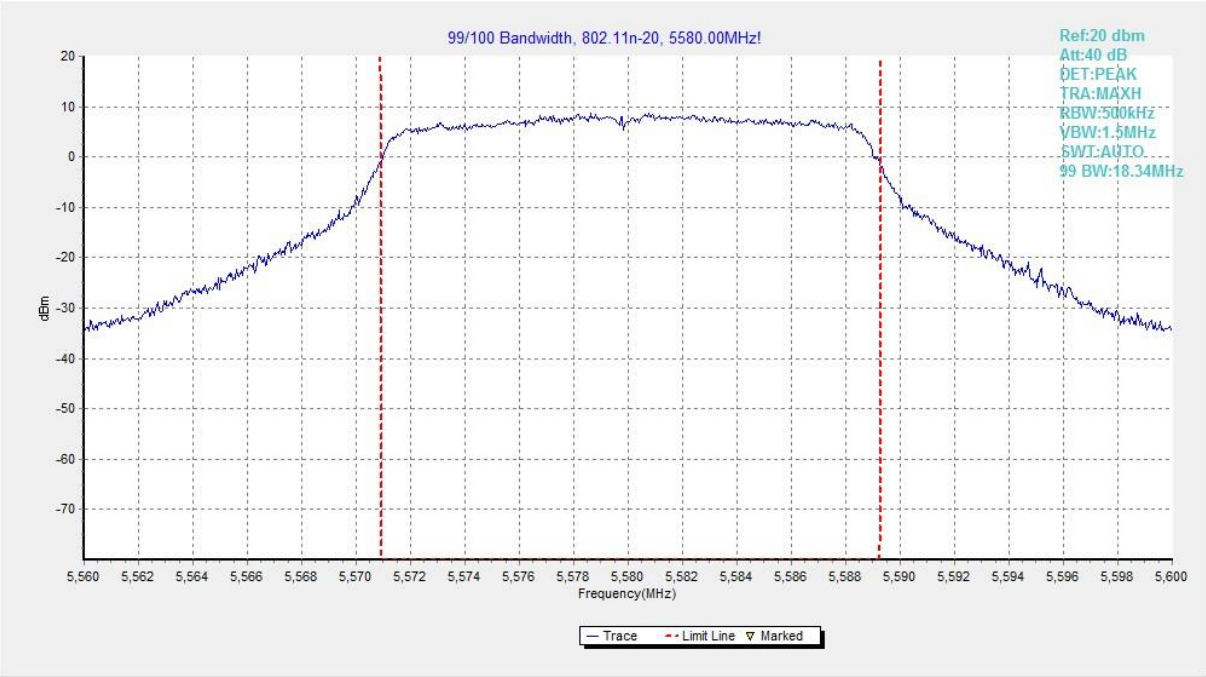

Fig. 55 99% Occupied Bandwidth (802.11n-HT20, 5580MHz)

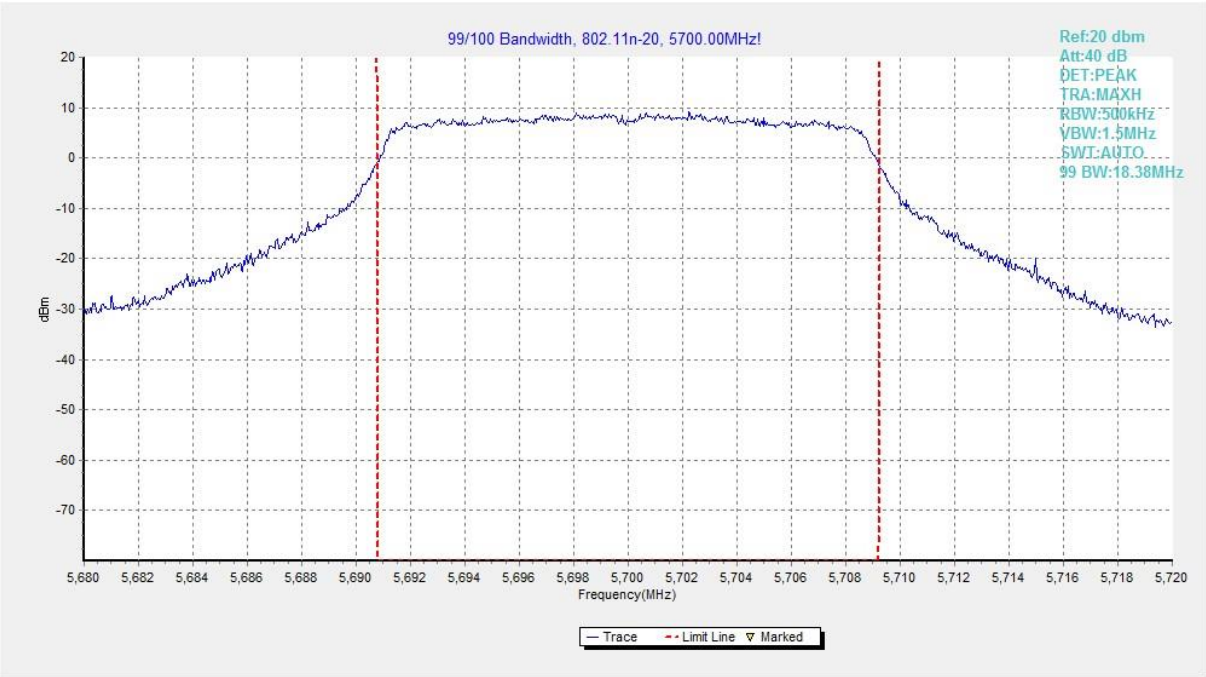

Fig. 56 99% Occupied Bandwidth (802.11n-HT20, 5700MHz)

©Copyright. All rights reserved by SAICT.

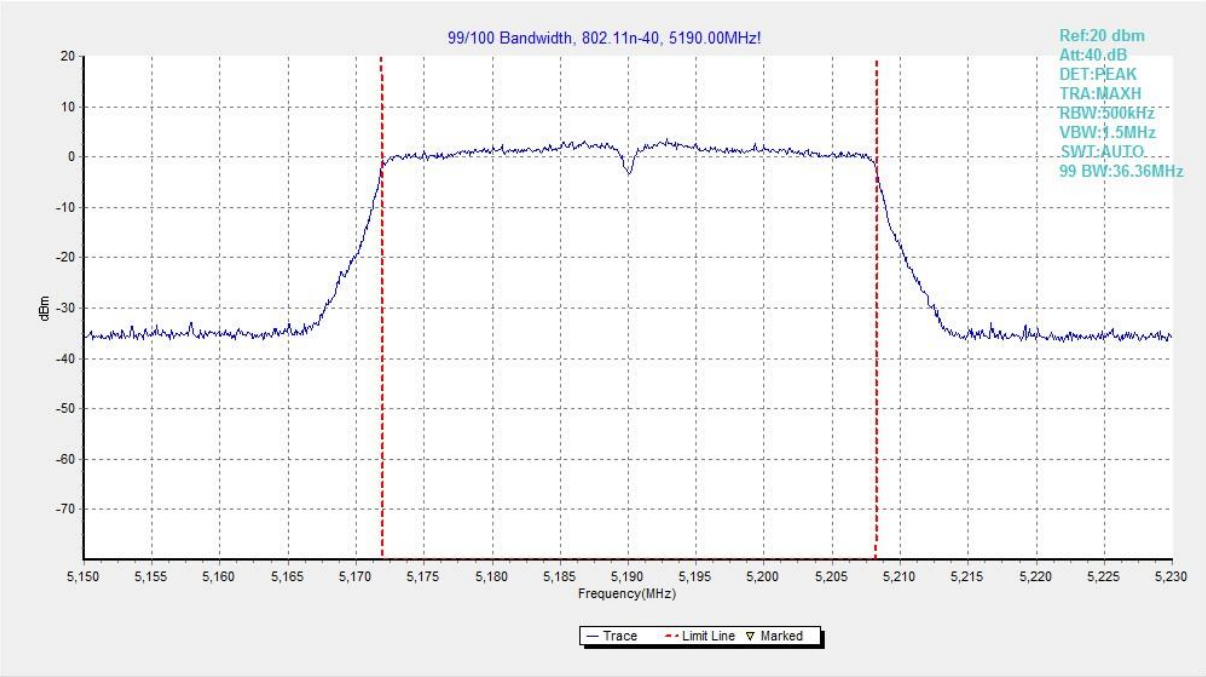

Fig. 57 99% Occupied Bandwidth (802.11n-HT40, 5190MHz)

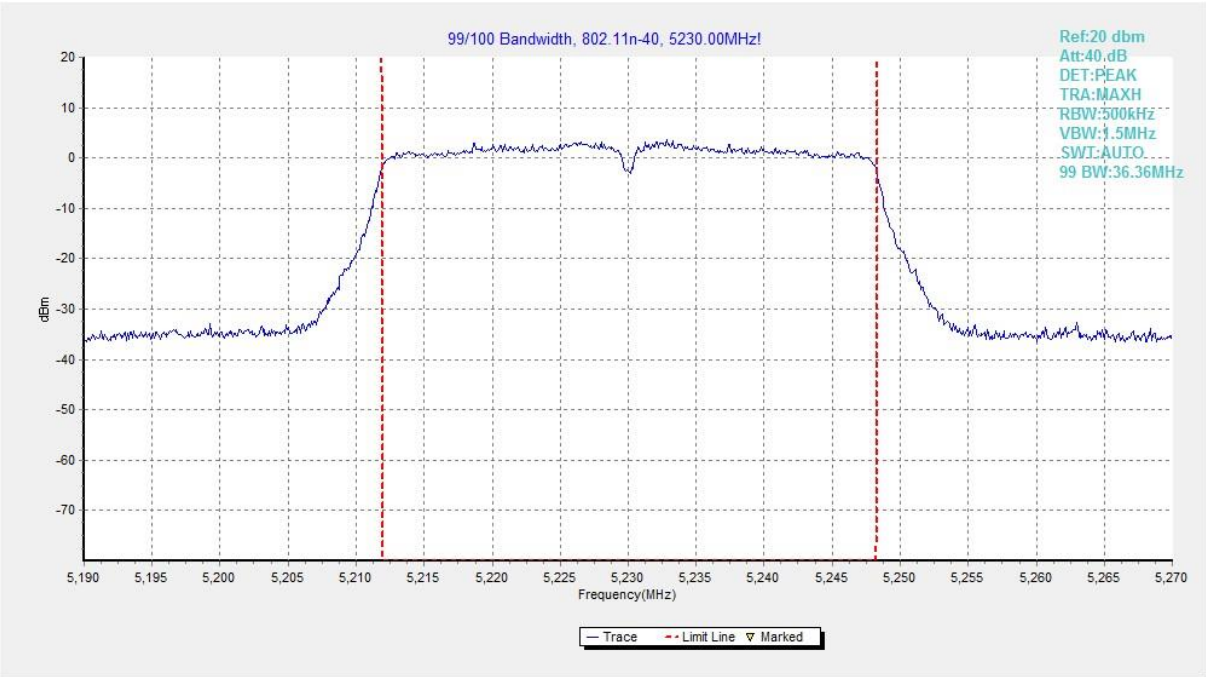

Fig. 58 99% Occupied Bandwidth (802.11n-HT40, 5230MHz)

©Copyright. All rights reserved by SAICT.

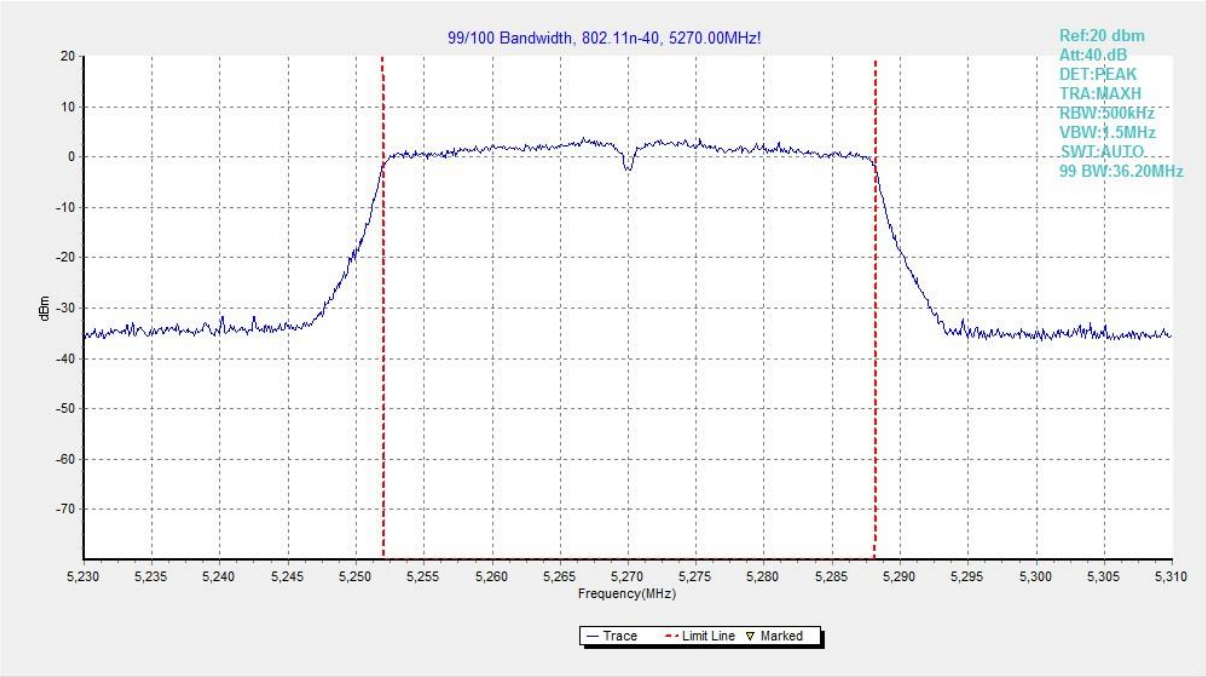

Fig. 59 99% Occupied Bandwidth (802.11n-HT40, 5270MHz)

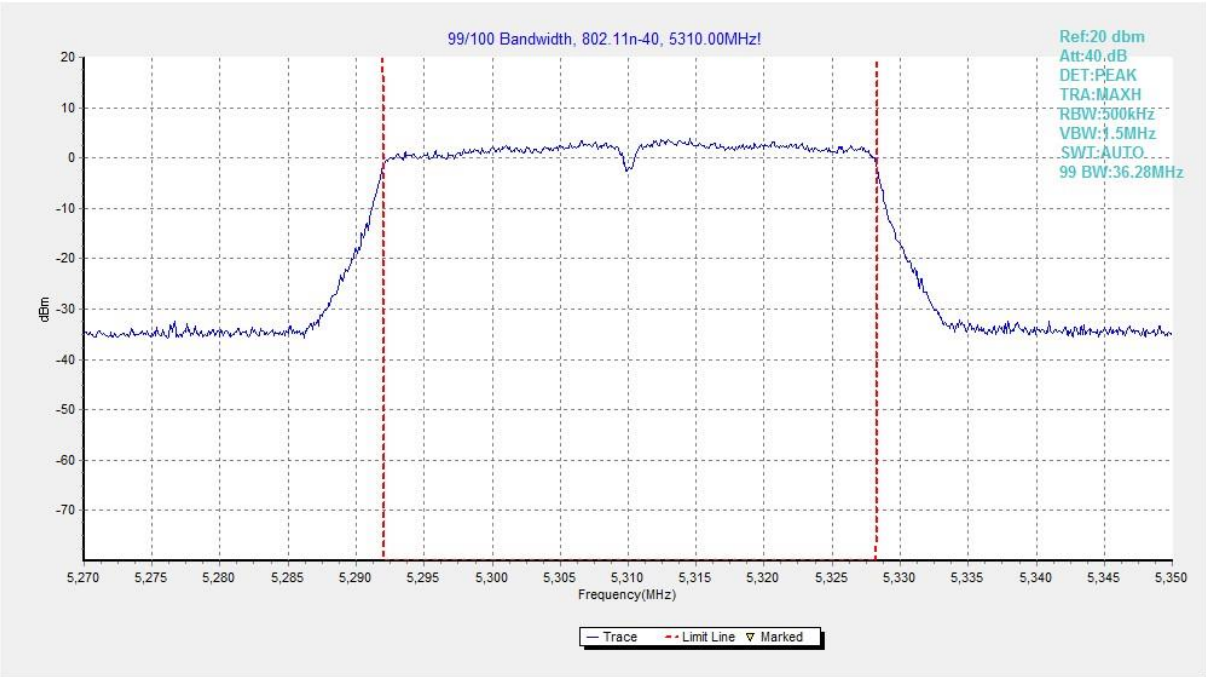

Fig. 60 99% Occupied Bandwidth (802.11n-HT40, 5310MHz)

©Copyright. All rights reserved by SAICT.

Fig. 61 99% Occupied Bandwidth (802. 11n-HT40, 5510MHz)

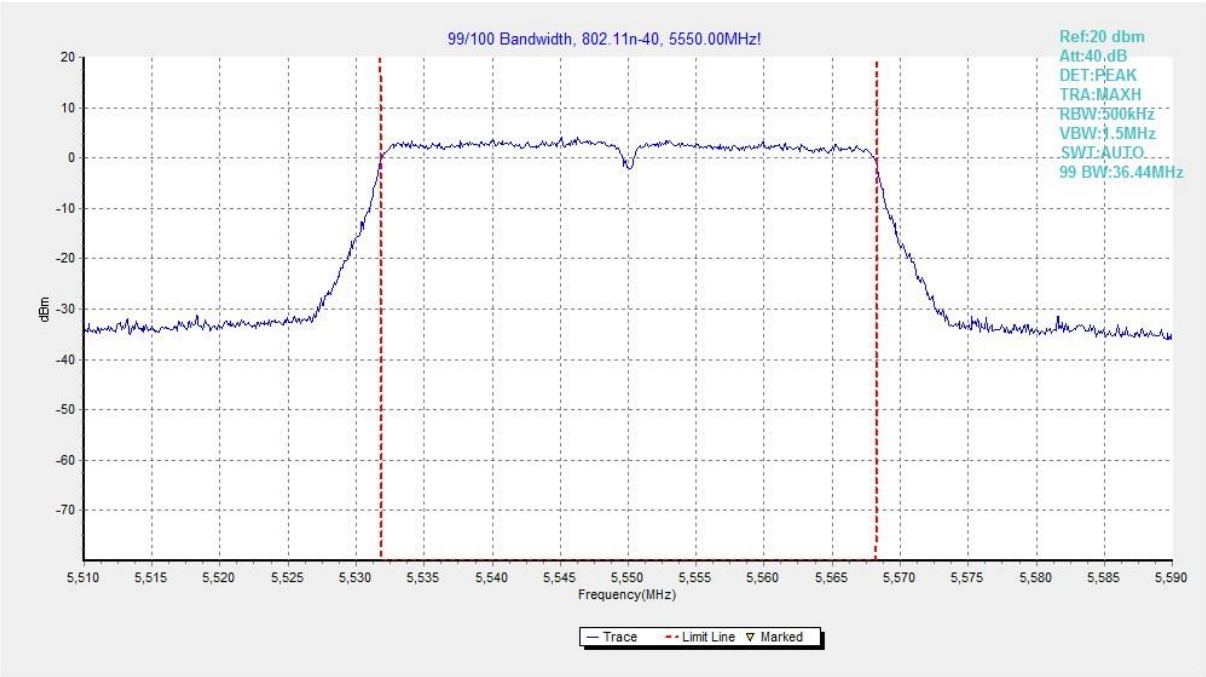

Fig. 62 99% Occupied Bandwidth (802. 11n-HT40, 5550MHz)

©Copyright. All rights reserved by SAICT.

Fig. 63 99% Occupied Bandwidth (802. 11n-HT40, 5670MHz)

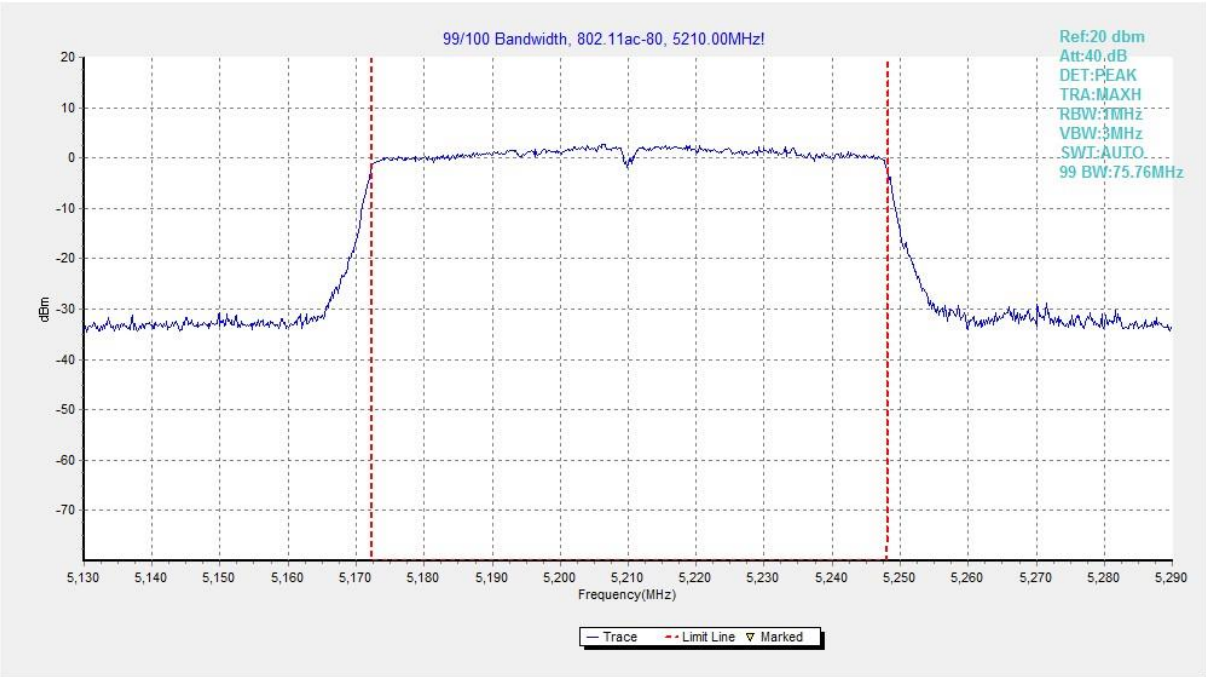

Fig. 64 99% Occupied Bandwidth (802. 11ac-VHT80, 5210MHz)

©Copyright. All rights reserved by SAICT.

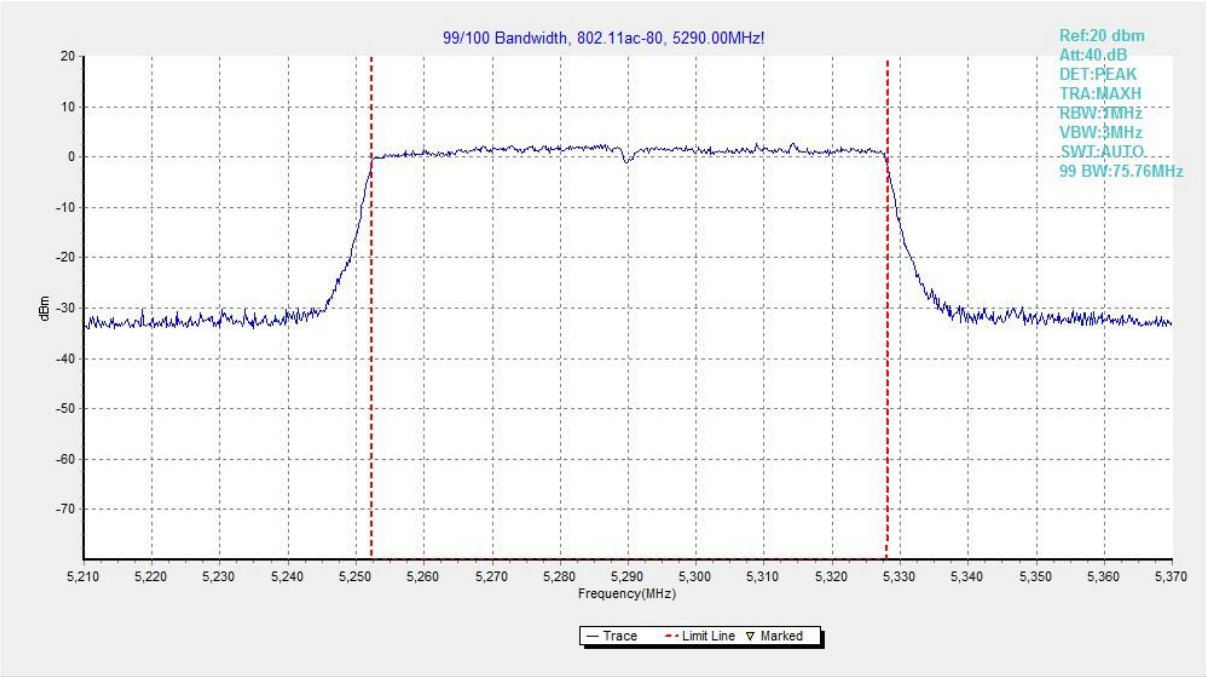

Fig. 65 99% Occupied Bandwidth (802. 11ac-VHT80, 5290MHz)

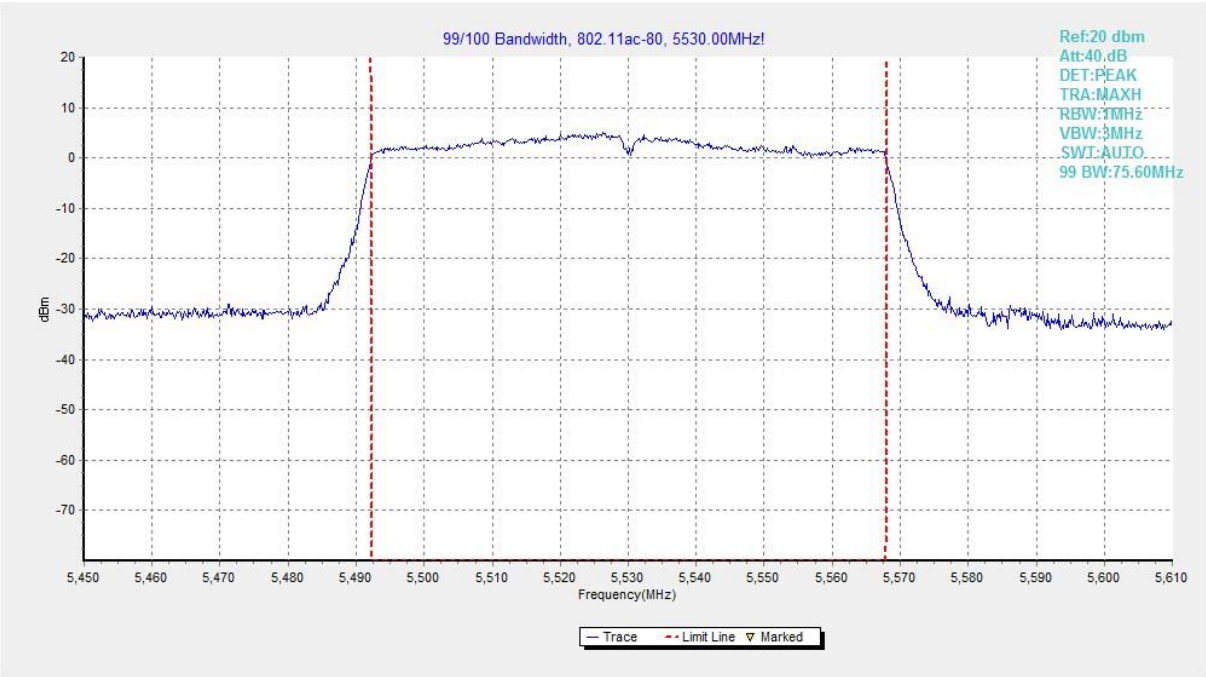

Fig. 66 99% Occupied Bandwidth (802. 11ac-VHT80, 5530MHz)

©Copyright. All rights reserved by SAICT.

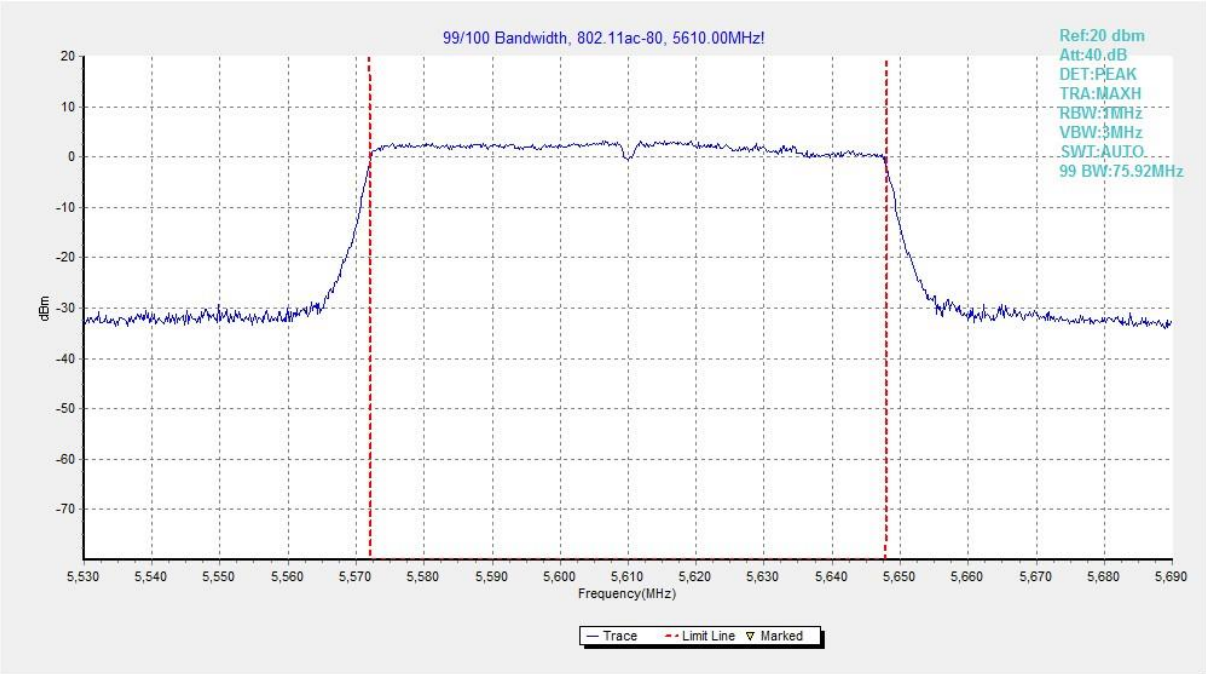

Fig. 67 99% Occupied Bandwidth (802. 11ac-VHT80, 5610MHz)

©Copyright. All rights reserved by SAICT.

A.7. Band Edges Compliance

Measurement Limit:

Standard	Frequency (MHz)	Limit (dBm/MHz)
FCC 47 CFR Part 15.407	5150MHz~5250MHz; 5250MHz~5350MHz; 5470MHz~5725MHz	< -27

Standard	Frequency (MHz)	Limit (dBuV/m)	
FCC 47 CFR Part 15.209	5725MHz~5850MHz	Peak	74
		Average	54

The measurement is made according to KDB 789033

Measurement Result:

Mode	Channel	Test Results	Conclusion
802.11a	5180 MHz(CH36)	Fig.68	**P**
	5320 MHz(CH64)	Fig.69	**P**
	5500 MHz(CH100)	Fig.70	**P**
	5700 MHz(CH140)	Fig.71	**P**
	5745 MHz(CH149)	Fig.72	**P**
	5825 MHz(CH165)	Fig.73	**P**
802.11n-HT20	5180 MHz(CH36)	Fig.74	**P**
	5320 MHz(CH64)	Fig.75	**P**
	5500 MHz(CH100)	Fig.76	**P**
	5700 MHz(CH140)	Fig.77	**P**
	5745 MHz(CH149)	Fig.78	**P**
	5825 MHz(CH165)	Fig.79	**P**
802.11n-HT40	5190 MHz(CH38)	Fig.80	**P**
	5310 MHz(CH62)	Fig.81	**P**
	5510 MHz(CH102)	Fig.82	**P**
	5670 MHz(CH134)	Fig.83	**P**
	5755 MHz(CH151)	Fig.84	**P**
	5795 MHz(CH159)	Fig.85	**P**
802.11ac-VHT80	5210 MHz(CH42)	Fig.86	**P**
	5290 MHz(CH58)	Fig.87	**P**
	5530 MHz(CH106)	Fig.88	**P**
	5775 MHz(CH155)	Fig.89	**P**

Conclusion: PASS

Test graphs as below:

©Copyright. All rights reserved by SAICT.

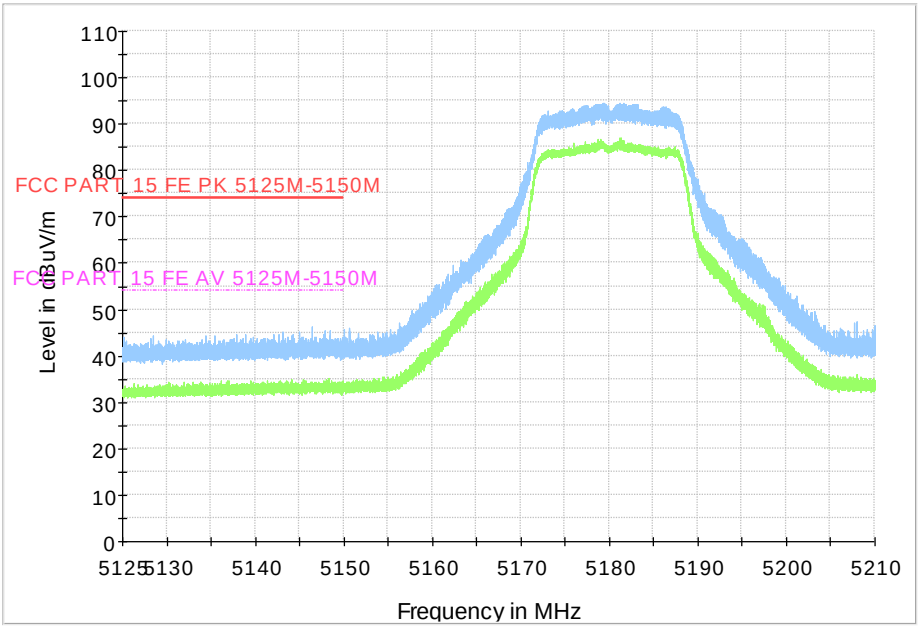

Fig. 68 Band Edges (802.11a, CH36 5180MHz)

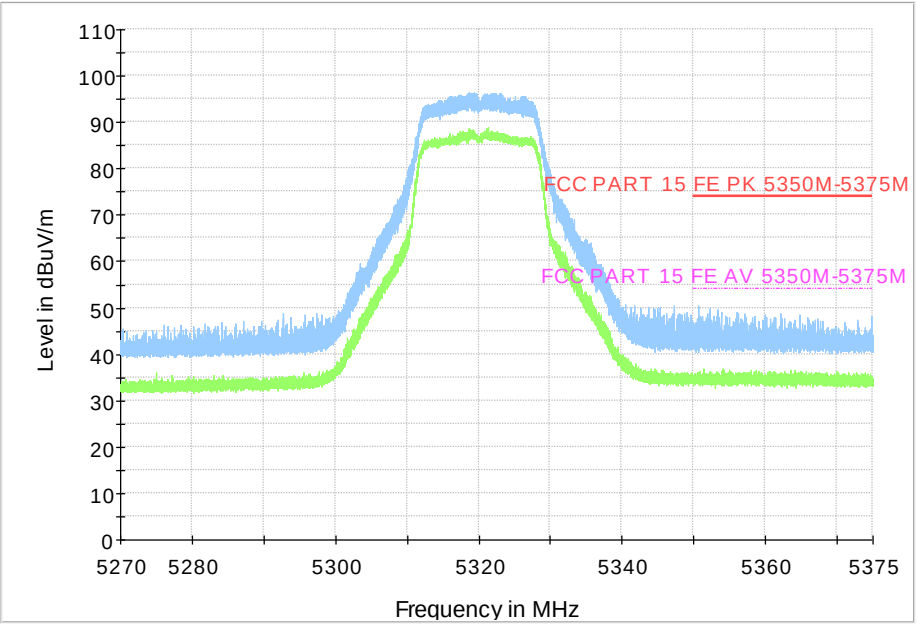

Fig. 69 Band Edges (802.11a, CH64 5320MHz)

©Copyright. All rights reserved by SAICT.

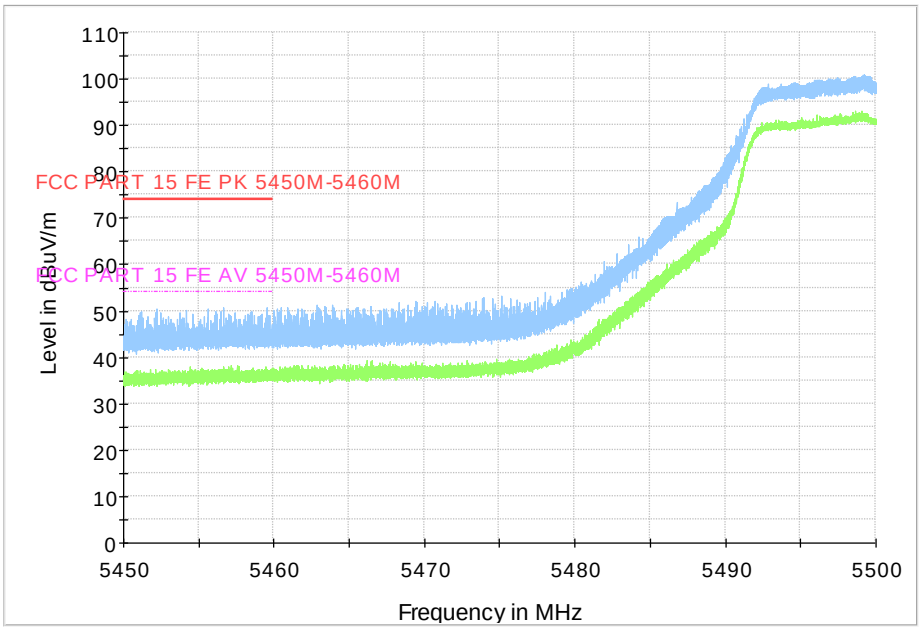

Fig. 70 Band Edges (802.11a, CH100 5500MHz)

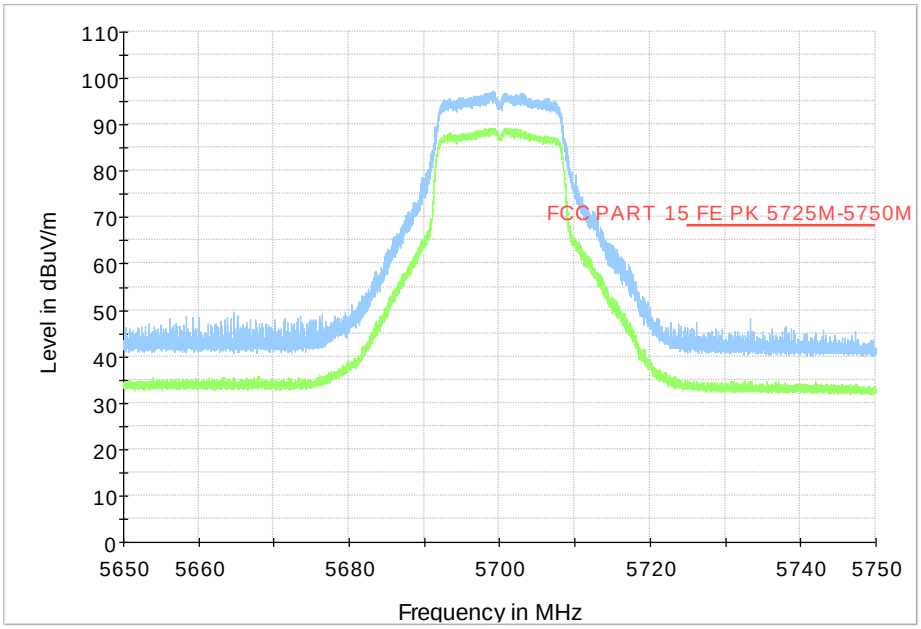

Fig. 71 Band Edges (802.11a, CH140 5700MHz)

©Copyright. All rights reserved by SAICT.

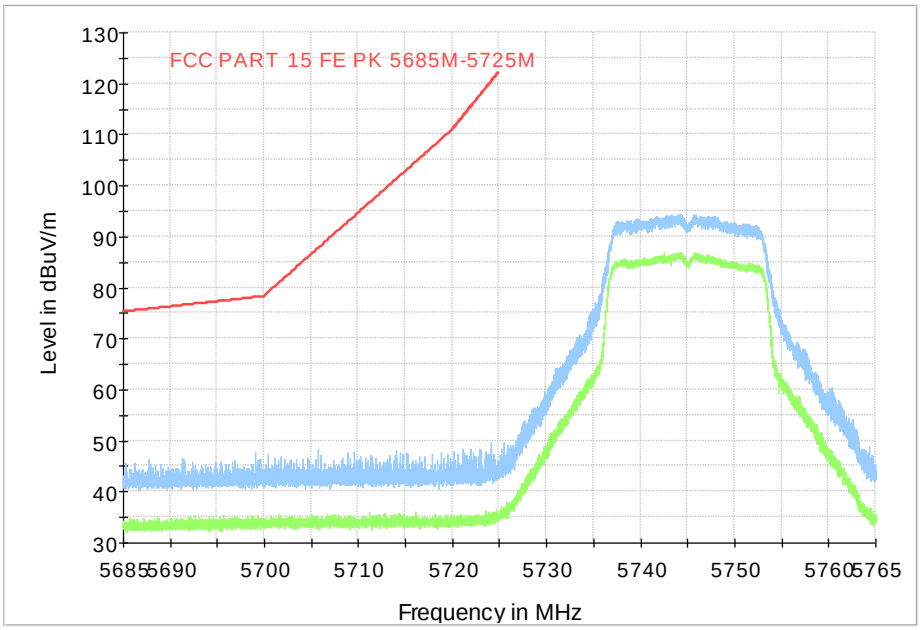

Fig. 72 Band Edges (802.11a, CH149 5745MHz)

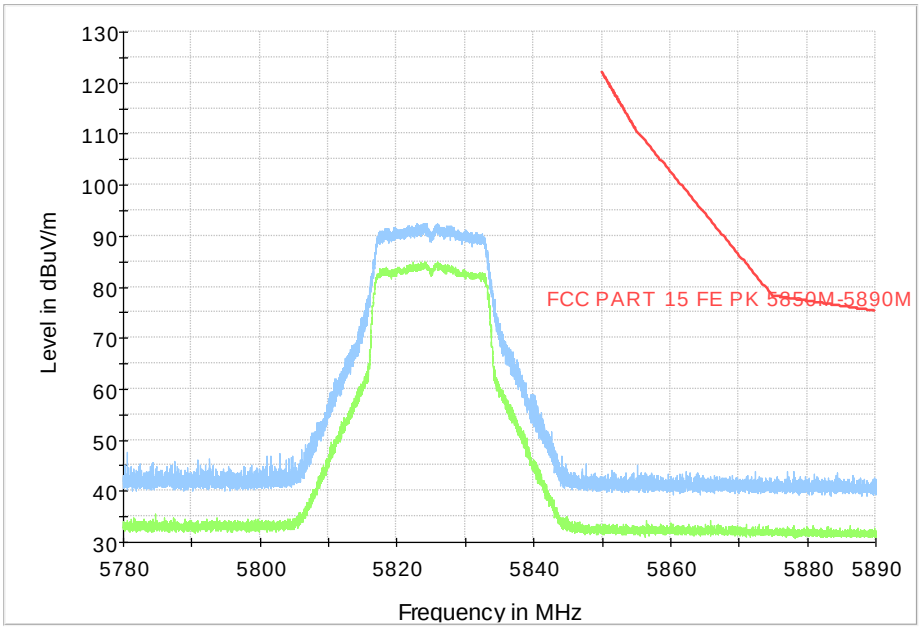

Fig. 73 Band Edges (802.11a, CH165 5825MHz)

©Copyright. All rights reserved by SAICT.

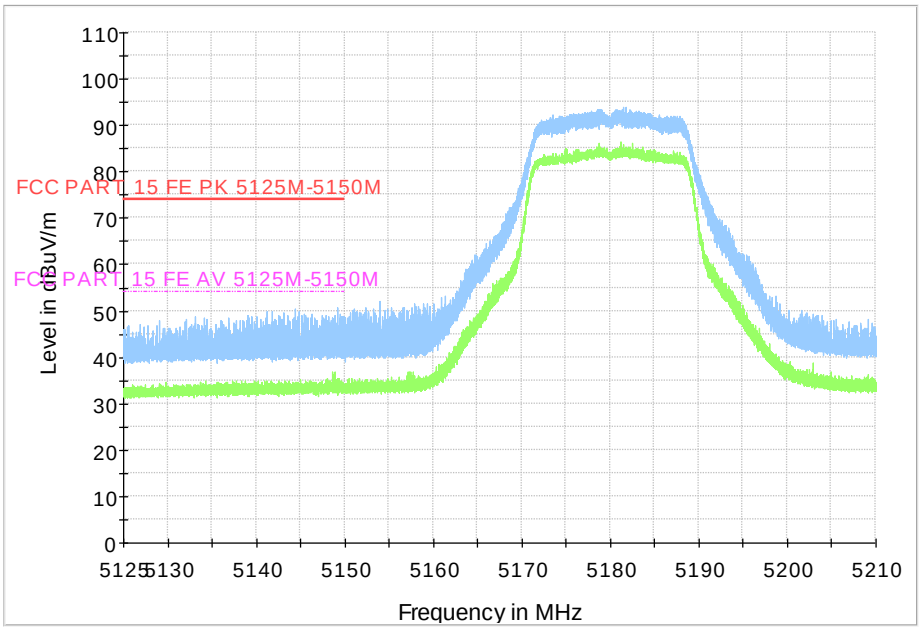

Fig. 74 Band Edges (802.11n-HT20, CH36 5180MHz)

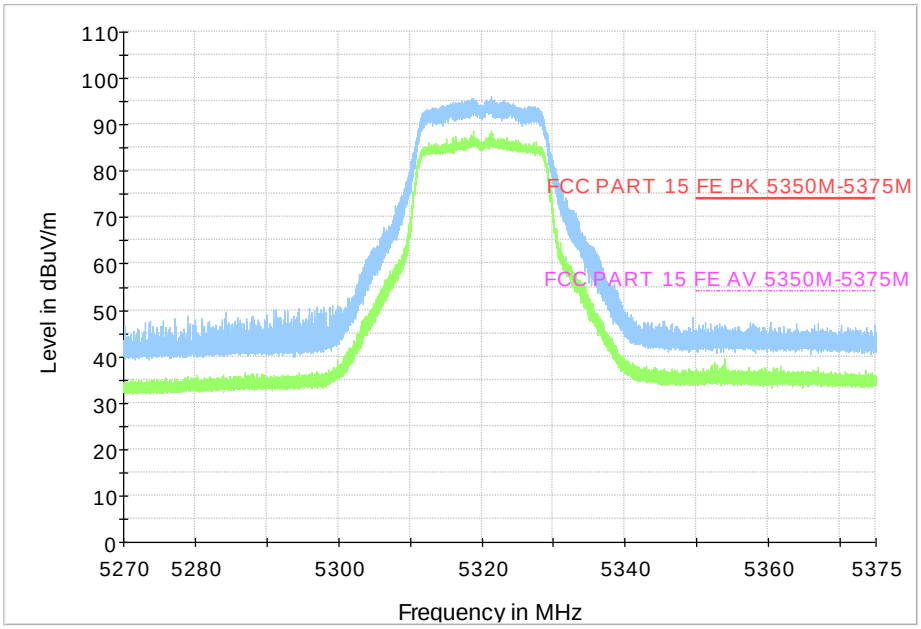

Fig. 75 Band Edges (802.11n-HT20, CH64 5320MHz)

©Copyright. All rights reserved by SAICT.

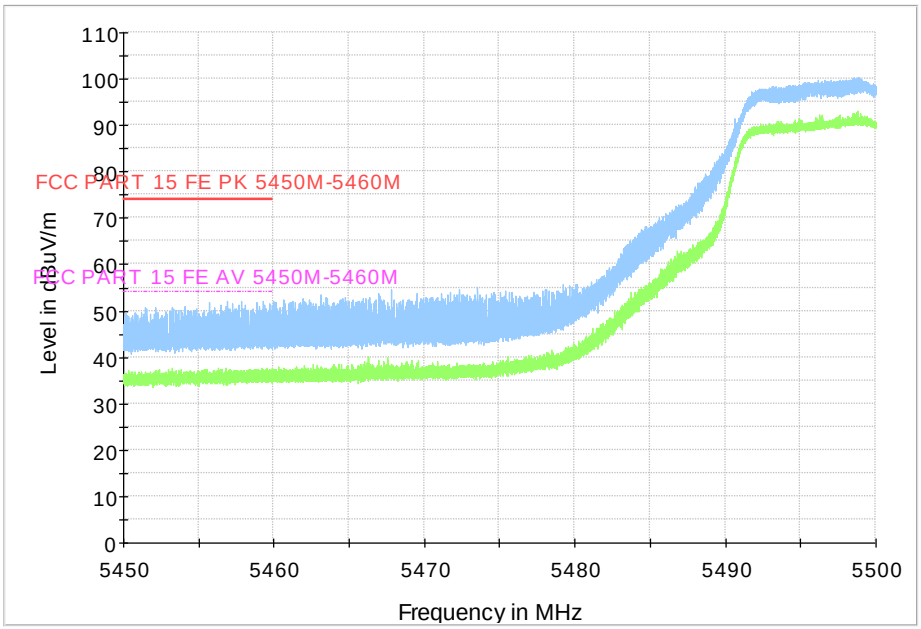

Fig. 76 Band Edges (802.11n-HT20, CH100 5500MHz)

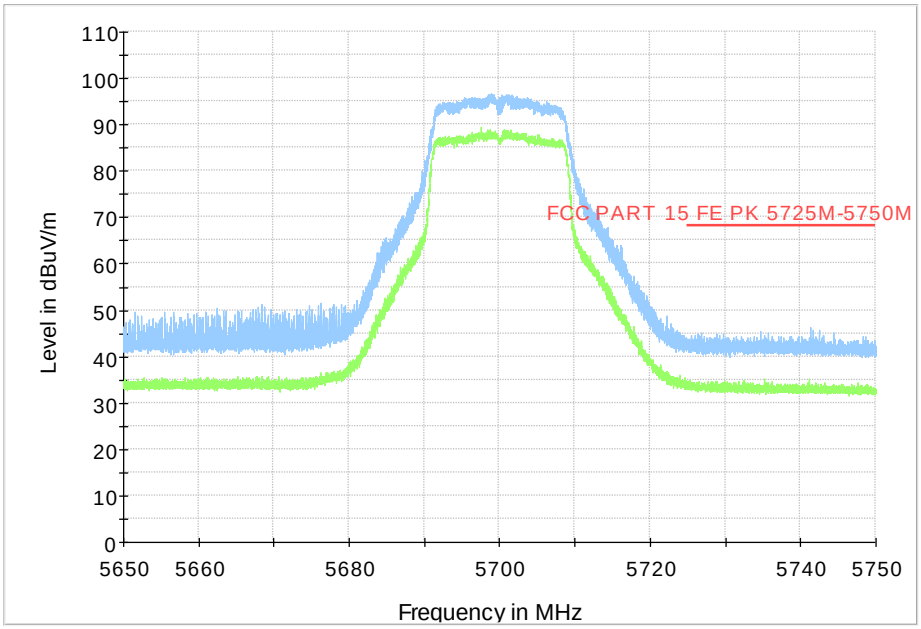

Fig. 77 Band Edges (802.11n-HT20, CH140 5700MHz)

©Copyright. All rights reserved by SAICT.

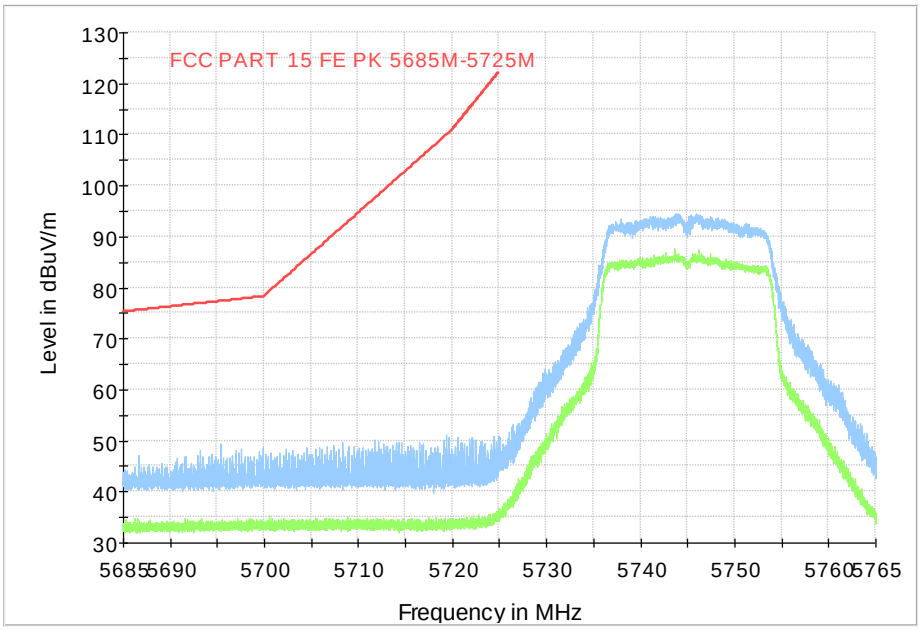

Fig. 78 Band Edges (802.11n-HT20, CH149 5745MHz)

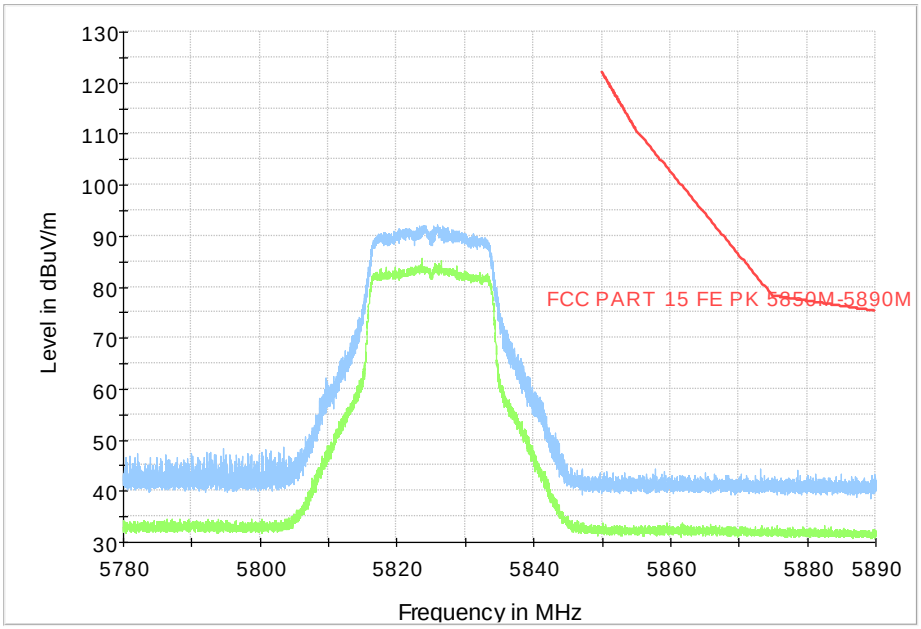

Fig. 79 Band Edges (802.11n-HT20, CH165 5825MHz)

©Copyright. All rights reserved by SAICT.

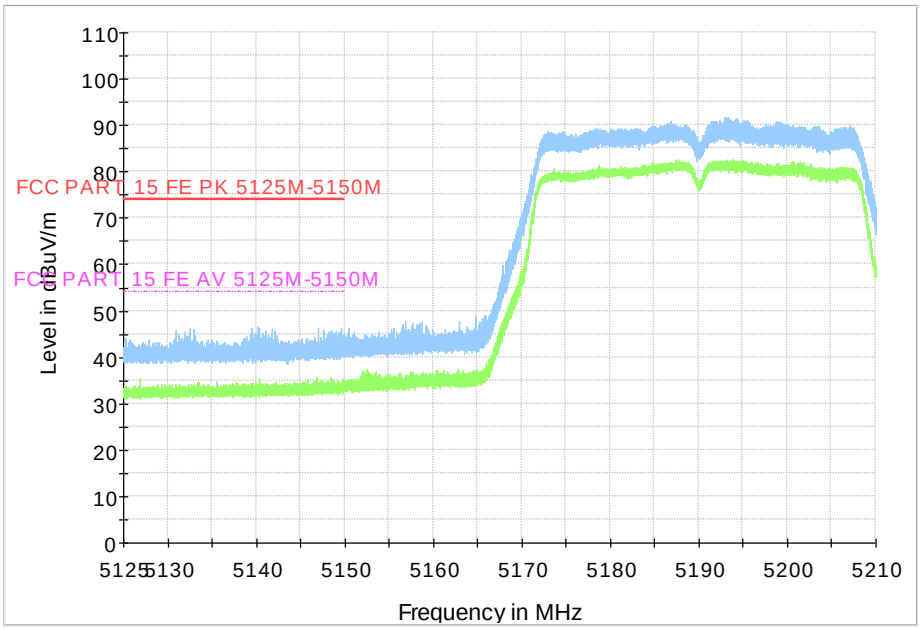

Fig. 80 Band Edges (802.11n-HT40, CH38 5190MHz)

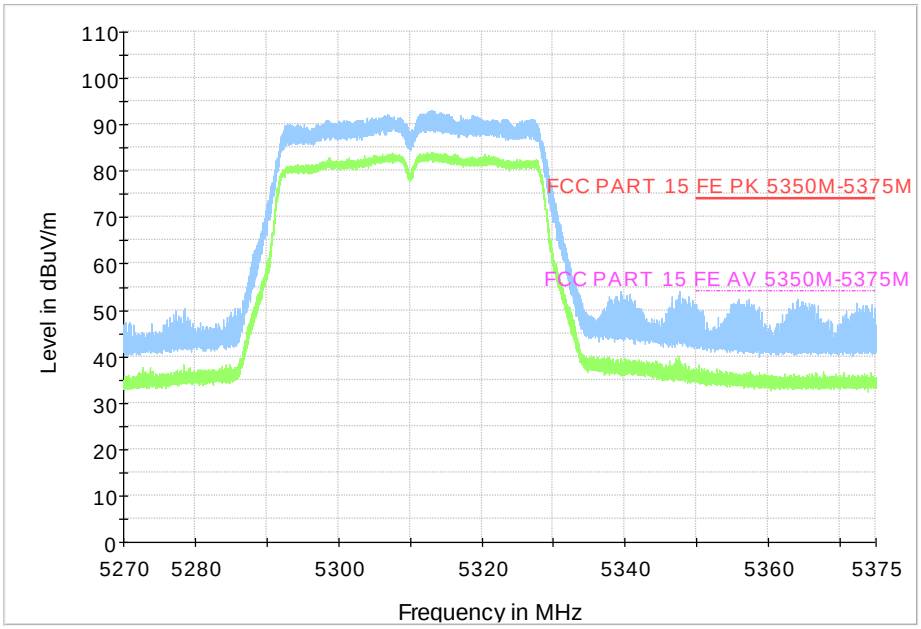

Fig. 81 Band Edges (802.11n-HT40, CH62 5310MHz)

©Copyright. All rights reserved by SAICT.

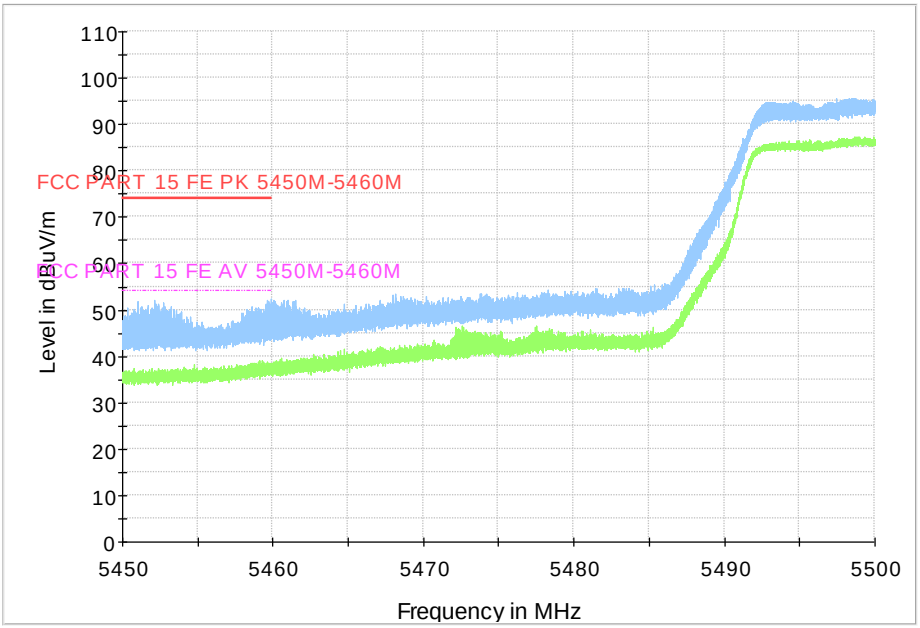

Fig. 82 Band Edges (802.11n-HT40, CH102 5510MHz)

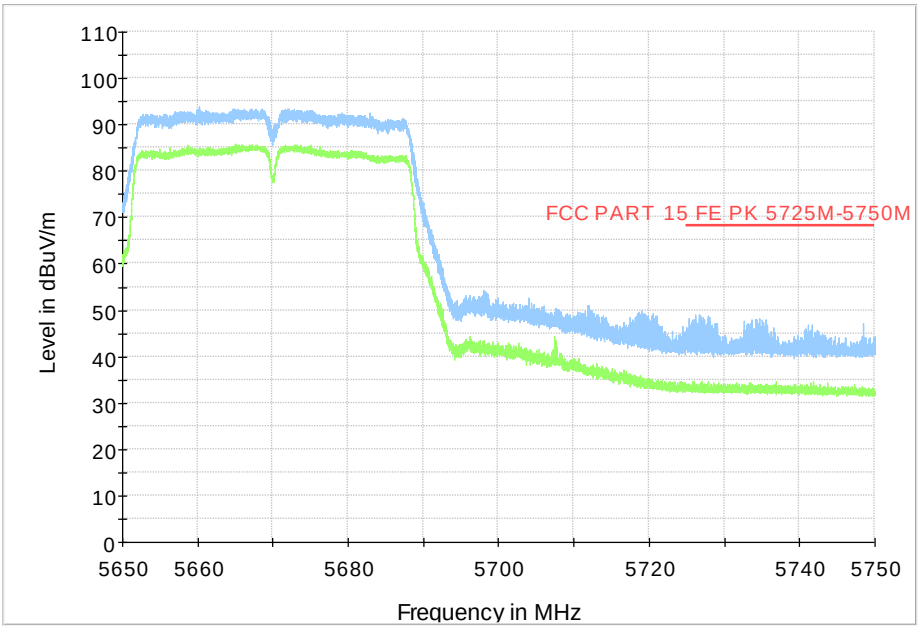

Fig. 83 Band Edges (802.11n-HT40, CH134 5670MHz)

©Copyright. All rights reserved by SAICT.

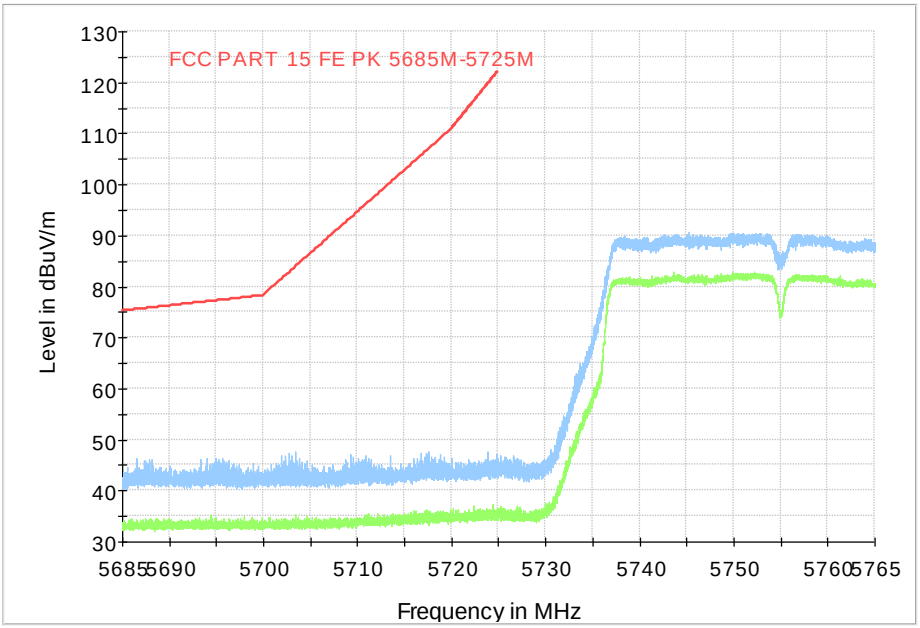

Fig. 84 Band Edges (802.11n-HT40, CH151 5755MHz)

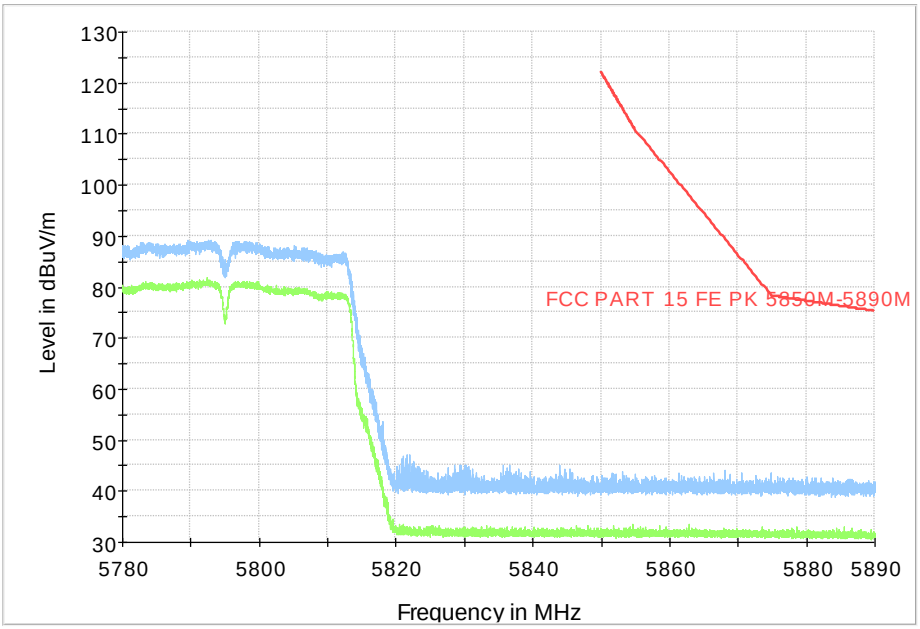

Fig. 85 Band Edges (802.11n-HT40, CH159 5795MHz)

©Copyright. All rights reserved by SAICT.

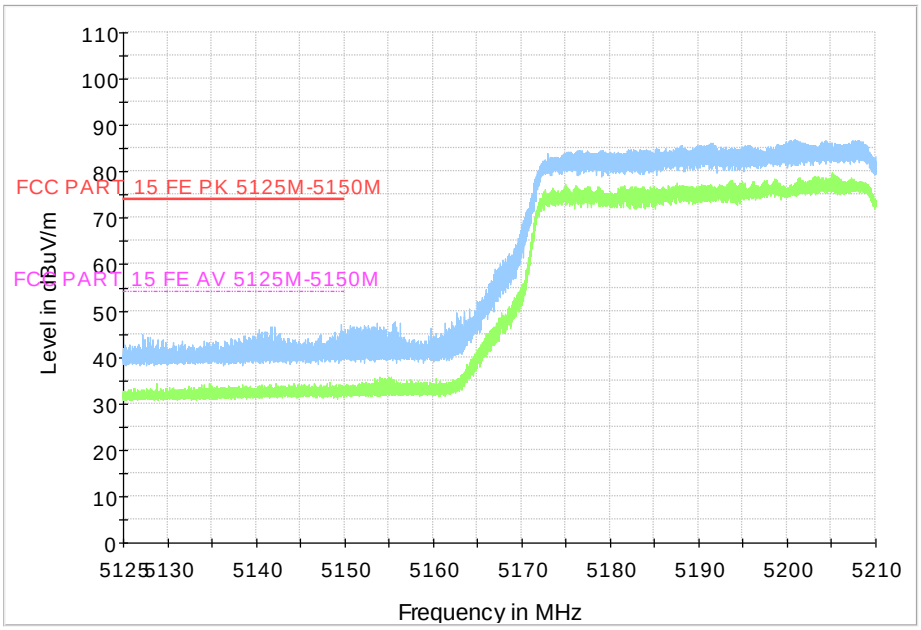

Fig. 86 Band Edges (802.11ac-VHT80, CH42 5210MHz)

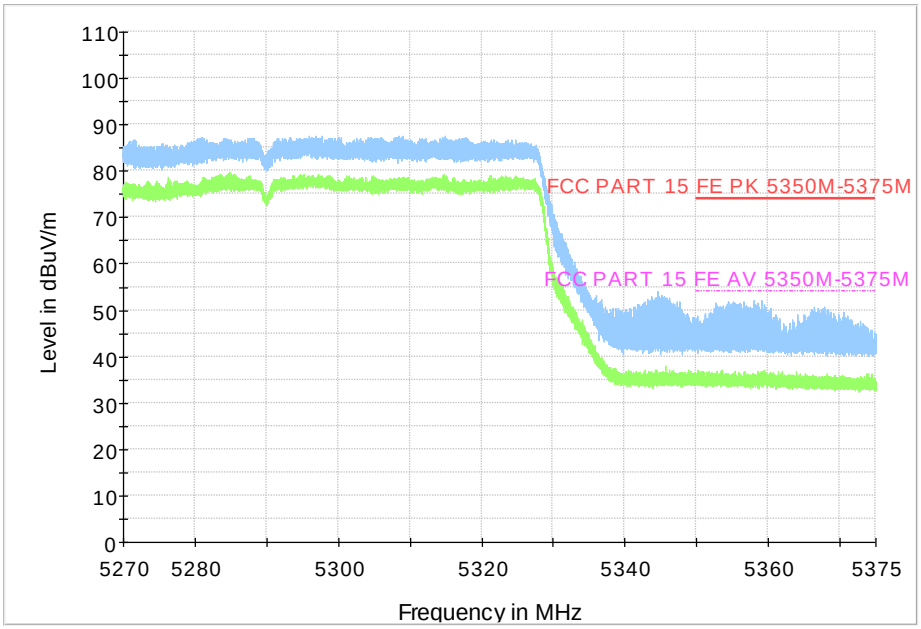

Fig. 87 Band Edges (802.11ac-VHT80, CH58 5290MHz)

©Copyright. All rights reserved by SAICT.

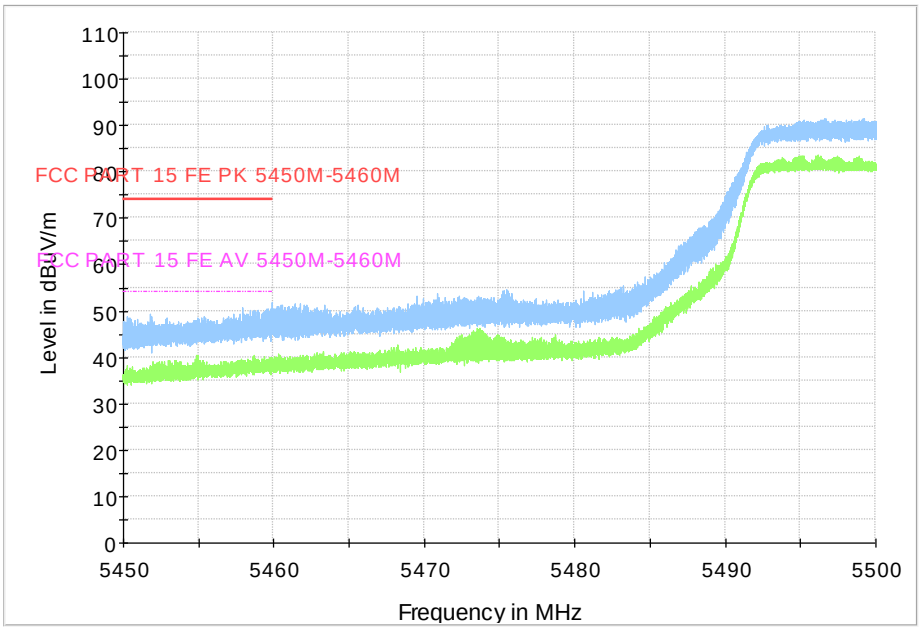

Fig. 88 Band Edges (802.11ac-VHT80, CH106 5530MHz)

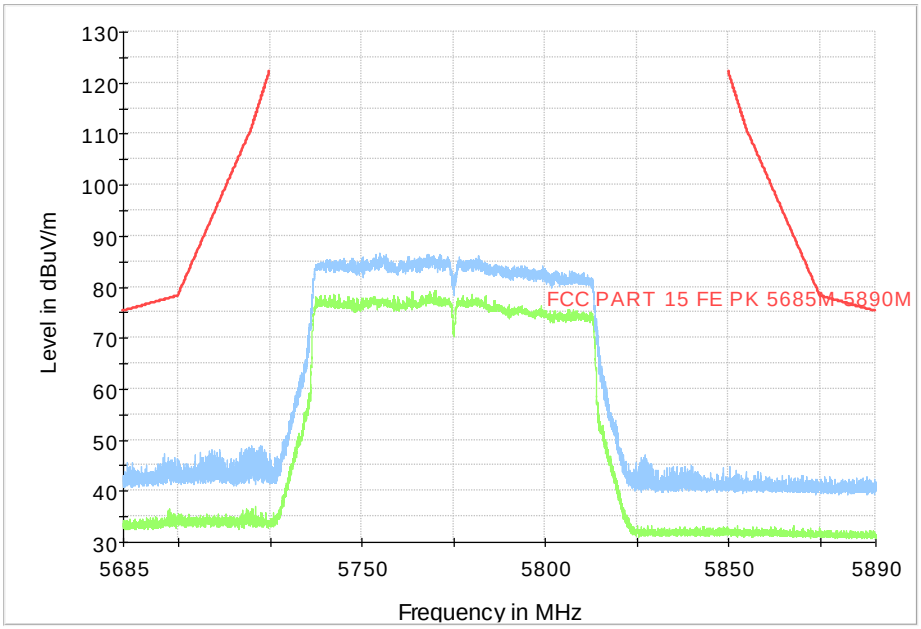

Fig. 89 Band Edges (802.11ac-VHT80, CH155 5775MHz)

©Copyright. All rights reserved by SAICT.

A.8. Transmitter Spurious Emission

Measurement Limit:

Standard	Frequency (MHz)	Limit (dBm/MHz)
FCC 47 CFR Part 15.407	5150MHz~5250MHz; 5250MHz~5350MHz; 5470MHz~5725MHz	< -27

Standard	Frequency (MHz)	Limit (dBuV/m)	
FCC 47 CFR Part 15.209	5725MHz~5850MHz	Peak	74
		Average	54

The measurement is made according to KDB 789033.

In addition, radiated emissions which fall in the restricted bands, as defined in § 15.205(a), must also comply with the radiated emission limits specified in § 15.209(a) (see § 15.205(c)).

Limit in restricted band:

Frequency of emission (MHz)	Field strength (dBμV/m)	Measurement distance (m)
30-88	40.0	3
88-216	43.5	3
216-960	46.0	3
Above 960	54.0	3

Note: For frequency range below 960MHz, the limit in 15.209 is defined in 10m test distance. The limit used above is calculated from 10m to 3m.

Measurement Result:

Mode	Channel	Frequency Range	Test Results	Conclusion
802.11a	5180MHz(Ch36)	1 GHz ~3 GHz	Fig.90	**P**
		3 GHz ~7 GHz	Fig.91	**P**
		7 GHz ~18 GHz	Fig.92	**P**
	5200MHz(Ch40)	1 GHz ~3 GHz	Fig.93	**P**
		3 GHz ~7 GHz	Fig.94	**P**
		7 GHz ~18 GHz	Fig.95	**P**
	5240MHz(Ch48)	1 GHz ~3 GHz	Fig.96	**P**
		3 GHz ~7 GHz	Fig.97	**P**
		7 GHz ~18 GHz	Fig.98	**P**
	5260MHz(Ch52)	1 GHz ~3 GHz	Fig.99	**P**
		3 GHz ~7 GHz	Fig.100	**P**
		7 GHz ~18 GHz	Fig.101	**P**
	5280MHz(Ch56)	1 GHz ~3 GHz	Fig.102	**P**
		3 GHz ~7 GHz	Fig.103	**P**
		7 GHz ~18 GHz	Fig.104	**P**

©Copyright. All rights reserved by SAICT.

	5320MHz(Ch64)	1 GHz ~3 GHz	Fig.105	**P**
		3 GHz ~7 GHz	Fig.106	**P**
		7 GHz ~18 GHz	Fig.107	**P**
	5500MHz(Ch100)	1 GHz ~3 GHz	Fig.108	**P**
		3 GHz ~7 GHz	Fig.109	**P**
		7 GHz ~18 GHz	Fig.110	**P**
	5600MHz(Ch120)	1 GHz ~3 GHz	Fig.111	**P**
		3 GHz ~7 GHz	Fig.112	**P**
		7 GHz ~18 GHz	Fig.113	**P**
	5700MHz(Ch140)	1 GHz ~3 GHz	Fig.114	**P**
		3 GHz ~7 GHz	Fig.115	**P**
		7 GHz ~18 GHz	Fig.116	**P**
	5745MHz(Ch149)	1 GHz ~3 GHz	Fig.117	**P**
		3 GHz ~7 GHz	Fig.118	**P**
		7 GHz ~18 GHz	Fig.119	**P**
	5785MHz(Ch157)	1 GHz ~3 GHz	Fig.120	**P**
		3 GHz ~7 GHz	Fig.121	**P**
		7 GHz ~18 GHz	Fig.122	**P**
	5825MHz(Ch165)	1 GHz ~3 GHz	Fig.123	**P**
		3 GHz ~7 GHz	Fig.124	**P**
		7 GHz ~18 GHz	Fig.125	**P**
802.11n-HT20	5180MHz(Ch36)	1 GHz ~3 GHz	Fig.126	**P**
		3 GHz ~7 GHz	Fig.127	**P**
		7 GHz ~18 GHz	Fig.128	**P**
	5200MHz(Ch40)	1 GHz ~3 GHz	Fig.129	**P**
		3 GHz ~7 GHz	Fig.130	**P**
		7 GHz ~18 GHz	Fig.131	**P**
	5240MHz(Ch48)	1 GHz ~3 GHz	Fig.132	**P**
		3 GHz ~7 GHz	Fig.133	**P**
		7 GHz ~18 GHz	Fig.134	**P**
	5260MHz(Ch52)	1 GHz ~3 GHz	Fig.135	**P**
		3 GHz ~7 GHz	Fig.136	**P**
		7 GHz ~18 GHz	Fig.137	**P**
	5280MHz(Ch56)	1 GHz ~3 GHz	Fig.138	**P**
		3 GHz ~7 GHz	Fig.139	**P**
		7 GHz ~18 GHz	Fig.140	**P**
	5320MHz(Ch64)	1 GHz ~3 GHz	Fig.141	**P**
		3 GHz ~7 GHz	Fig.142	**P**
		7 GHz ~18 GHz	Fig.143	**P**
	5500MHz(Ch100)	1 GHz ~3 GHz	Fig.144	**P**
		3 GHz ~7 GHz	Fig.145	**P**
		7 GHz ~18 GHz	Fig.146	**P**
	5600MHz(Ch120)	1 GHz ~3 GHz	Fig.147	**P**

©Copyright. All rights reserved by SAICT.

		3 GHz ~7 GHz	Fig.148	**P**
		7 GHz ~18 GHz	Fig.149	**P**
	5700MHz(Ch140)	1 GHz ~3 GHz	Fig.150	**P**
		3 GHz ~7 GHz	Fig.151	**P**
		7 GHz ~18 GHz	Fig.152	**P**
	5745MHz(Ch149)	1 GHz ~3 GHz	Fig.153	**P**
		3 GHz ~7 GHz	Fig.154	**P**
		7 GHz ~18 GHz	Fig.155	**P**
	5785MHz(Ch157)	1 GHz ~3 GHz	Fig.156	**P**
		3 GHz ~7 GHz	Fig.157	**P**
		7 GHz ~18 GHz	Fig.158	**P**
	5825MHz(Ch165)	1 GHz ~3 GHz	Fig.159	**P**
		3 GHz ~7 GHz	Fig.160	**P**
		7 GHz ~18 GHz	Fig.161	**P**
802.11n-HT40	5190MHz(Ch38)	1 GHz ~3 GHz	Fig.162	**P**
		3 GHz ~7 GHz	Fig.163	**P**
		7 GHz ~18 GHz	Fig.164	**P**
	5230MHz(Ch46)	1 GHz ~3 GHz	Fig.165	**P**
		3 GHz ~7 GHz	Fig.166	**P**
		7 GHz ~18 GHz	Fig.167	**P**
	5270MHz(Ch54)	1 GHz ~3 GHz	Fig.168	**P**
		3 GHz ~7 GHz	Fig.169	**P**
		7 GHz ~18 GHz	Fig.170	**P**
	5310MHz(Ch62)	1 GHz ~3 GHz	Fig.171	**P**
		3 GHz ~7 GHz	Fig.172	**P**
		7 GHz ~18 GHz	Fig.173	**P**
	5510MHz(Ch102)	1 GHz ~3 GHz	Fig.174	**P**
		3 GHz ~7 GHz	Fig.175	**P**
		7 GHz ~18 GHz	Fig.176	**P**
	5580MHz(Ch118)	1 GHz ~3 GHz	Fig.177	**P**
		3 GHz ~7 GHz	Fig.178	**P**
		7 GHz ~18 GHz	Fig.179	**P**
	5670MHz(Ch134)	1 GHz ~3 GHz	Fig.180	**P**
		3 GHz ~7 GHz	Fig.181	**P**
		7 GHz ~18 GHz	Fig.182	**P**
	5755MHz(Ch151)	1 GHz ~3 GHz	Fig.183	**P**
		3 GHz ~7 GHz	Fig.184	**P**
		7 GHz ~18 GHz	Fig.185	**P**
	5795MHz(Ch159)	1 GHz ~3 GHz	Fig.186	**P**
		3 GHz ~7 GHz	Fig.187	**P**
		7 GHz ~18 GHz	Fig.188	**P**
802.11a-VHT80	5210MHz(Ch42)	1 GHz ~3 GHz	Fig.189	**P**
		3 GHz ~7 GHz	Fig.190	**P**

©Copyright. All rights reserved by SAICT.

		7 GHz ~18 GHz	Fig.191	**P**
	5290MHz(Ch58)	1 GHz ~3 GHz	Fig.192	**P**
		3 GHz ~7 GHz	Fig.193	**P**
		7 GHz ~18 GHz	Fig.194	**P**
	5530MHz(Ch106)	1 GHz ~3 GHz	Fig.195	**P**
		3 GHz ~7 GHz	Fig.196	**P**
		7 GHz ~18 GHz	Fig.197	**P**
	5610MHz(Ch122)	1 GHz ~3 GHz	Fig.198	**P**
		3 GHz ~7 GHz	Fig.199	**P**
		7 GHz ~18 GHz	Fig.200	**P**
	5775MHz(Ch155)	1 GHz ~3 GHz	Fig.201	**P**
		3 GHz ~7 GHz	Fig.202	**P**
		7 GHz ~18 GHz	Fig.203	**P**
All channels		30 MHz ~1 GHz	Fig.204	**P**
		18 GHz ~26.5 GHz	Fig.205	**P**
		26.5GHz~40GHz	Fig.206	**P**

Worst Case Result

802.11a CH36

Frequency (MHz)	Max Peak (dBµV/m)	Limit (dBµV/m)	Margin (dB)	Pol	Corr. (dB)
14002.97	46.20	68.20	22.00	V	9.5
12986.57	46.43	68.20	21.77	H	8.3
14982.33	47.38	68.20	20.82	H	10.9
17355.03	49.50	68.20	18.70	H	14.7
16795.50	49.81	68.20	18.39	H	14.7
10357.93	63.83	68.20	4.37	V	4.9

Frequency (MHz)	Average (dBµV/m)	Limit (dBµV/m)	Margin (dB)	Pol	Corr. (dB)
10920.40	34.92	54.00	19.08	H	5.2
11503.77	35.68	54.00	18.32	H	6.1
12048.63	36.45	54.00	17.55	H	7.2
12521.27	37.58	54.00	16.42	V	8
15779.10	38.77	54.00	15.23	H	12.7
17905.77	41.19	54.00	12.81	V	16.3

©Copyright. All rights reserved by SAICT.

802.11a CH52

Frequency (MHz)	Max Peak (dBµV/m)	Limit (dBµV/m)	Margin (dB)	Pol	Corr. (dB)
12997.20	46.22	68.20	21.98	H	8.2
13858.87	47.05	68.20	21.15	V	8.9
14839.33	48.12	68.20	20.08	H	10.8
17320.93	49.87	68.20	18.33	V	14.9
16619.87	50.46	68.20	17.74	V	14.9
10520.37	67.01	68.20	1.19	H	5

Frequency (MHz)	Average (dBµV/m)	Limit (dBµV/m)	Margin (dB)	Pol	Corr. (dB)
11135.27	35.41	54.00	18.59	H	5
11532.73	35.92	54.00	18.08	V	6.3
12027.37	35.84	54.00	18.16	V	7.2
12537.40	36.95	54.00	17.05	H	8
15903.77	39.38	54.00	14.62	H	13.2
17975.43	40.57	54.00	13.43	V	15.9

802.11a CH100

Frequency (MHz)	Max Peak (dBµV/m)	Limit (dBµV/m)	Margin (dB)	Pol	Corr. (dB)
12945.50	46.62	68.20	21.58	H	8.6
14089.13	47.07	68.20	21.13	H	10.1
15113.60	47.93	68.20	20.27	V	11
16779.00	49.89	68.20	18.31	H	14.8
17524.07	49.95	68.20	18.25	H	14.9
10997.77	61.46	74.00	12.54	V	5.1

Frequency (MHz)	Average (dBµV/m)	Limit (dBµV/m)	Margin (dB)	Pol	Corr. (dB)
10997.77	52.17	54.00	1.83	V	5.1
11417.97	35.54	54.00	18.46	H	5.6
11880.33	36.10	54.00	17.90	H	6.7
12482.40	36.69	54.00	17.31	H	8
16019.63	39.14	54.00	14.86	V	13.5
17901.00	40.82	54.00	13.18	H	16.3

©Copyright. All rights reserved by SAICT.

802.11a CH157

Frequency (MHz)	Max Peak (dBµV/m)	Limit (dBµV/m)	Margin (dB)	Pol	Corr. (dB)
13107.20	46.04	68.20	22.16	V	8.5
14146.70	46.82	68.20	21.38	H	10.5
14950.80	47.02	68.20	21.18	V	11.1
16993.13	49.26	68.20	18.94	V	14.8
17484.47	50.64	68.20	17.56	V	14.8
11579.30	51.34	74.00	22.66	H	6.6

Frequency (MHz)	Average (dBµV/m)	Limit (dBµV/m)	Margin (dB)	Pol	Corr. (dB)
11192.10	34.81	54.00	19.19	V	5.3
11570.50	44.51	54.00	9.49	H	6.5
11954.40	36.24	54.00	17.76	H	7
12454.17	36.20	54.00	17.80	V	7.6
15953.63	39.05	54.00	14.95	V	13.3
17923.37	41.66	54.00	12.34	V	16.2

802.11n-HT20 CH36

Frequency (MHz)	Max Peak (dBµV/m)	Limit (dBµV/m)	Margin (dB)	Pol	Corr. (dB)
13013.70	45.80	68.20	22.40	H	8.2
15032.93	46.71	68.20	21.49	H	10.9
14006.63	46.85	68.20	21.35	V	9.5
16897.80	49.31	68.20	18.89	V	15.1
17567.70	50.00	68.20	18.20	V	15.4
10352.07	66.67	68.20	1.53	H	4.9

Frequency (MHz)	Average (dBµV/m)	Limit (dBµV/m)	Margin (dB)	Pol	Corr. (dB)
11002.17	35.26	54.00	18.74	V	5.1
11294.03	35.62	54.00	18.38	V	5.4
11893.53	35.82	54.00	18.18	V	6.9
12479.10	37.03	54.00	16.97	V	7.9
15900.10	39.27	54.00	14.73	V	13.2
17943.90	41.09	54.00	12.91	V	16

©Copyright. All rights reserved by SAICT.

802.11n-HT20 CH52

Frequency (MHz)	Max Peak (dBµV/m)	Limit (dBµV/m)	Margin (dB)	Pol	Corr. (dB)
13035.70	46.35	68.20	21.85	H	8.2
14096.10	46.37	68.20	21.83	V	10.2
14877.47	47.02	68.20	21.18	V	11
17571.37	50.22	68.20	17.98	H	15.4
16980.30	50.49	68.20	17.71	V	14.8
10516.70	62.57	68.20	5.63	V	5

Frequency (MHz)	Average (dBµV/m)	Limit (dBµV/m)	Margin (dB)	Pol	Corr. (dB)
11214.83	34.86	54.00	19.14	V	5.4
11707.63	36.08	54.00	17.92	V	6.9
12152.03	36.41	54.00	17.59	V	7.3
12488.27	36.48	54.00	17.52	H	8
15899.00	39.11	54.00	14.89	H	13.2
17924.47	40.98	54.00	13.02	V	16.2

802.11n-HT20 CH100

Frequency (MHz)	Max Peak (dBµV/m)	Limit (dBµV/m)	Margin (dB)	Pol	Corr. (dB)
13073.83	45.78	68.20	22.42	V	8.4
14105.63	46.53	68.20	21.67	V	10.3
14917.43	46.56	68.20	21.64	H	11.2
17190.77	49.12	68.20	19.08	V	14.8
16594.20	49.32	68.20	18.88	H	14.8
10991.90	62.53	74.00	11.47	H	5.1

Frequency (MHz)	Average (dBµV/m)	Limit (dBµV/m)	Margin (dB)	Pol	Corr. (dB)
10999.97	52.32	54.00	1.68	H	5.1
11426.03	35.14	54.00	18.86	V	5.7
12043.87	36.09	54.00	17.91	V	7.2
12473.97	36.71	54.00	17.29	H	7.9
15907.80	39.45	54.00	14.55	H	13.2
17924.83	40.72	54.00	13.28	H	16.1

©Copyright. All rights reserved by SAICT.

802.11n-HT20 CH157

Frequency (MHz)	Max Peak (dBµV/m)	Limit (dBµV/m)	Margin (dB)	Pol	Corr. (dB)
14013.60	46.77	68.20	21.43	H	9.5
14954.10	46.88	68.20	21.32	H	11.1
12939.27	47.28	68.20	20.92	H	8.6
17481.17	49.06	68.20	19.14	V	14.8
16896.70	50.01	68.20	18.19	H	15.1
11576.00	51.18	74.00	22.82	H	6.5

Frequency (MHz)	Average (dBµV/m)	Limit (dBµV/m)	Margin (dB)	Pol	Corr. (dB)
11118.03	35.25	54.00	18.75	V	5
11569.77	43.91	54.00	10.09	H	6.5
12008.30	36.36	54.00	17.64	H	7.1
12505.50	36.85	54.00	17.15	V	8
15857.57	39.66	54.00	14.34	V	13
17966.27	40.72	54.00	13.28	H	16.1

802.11n HT40 CH38

Frequency (MHz)	Max Peak (dBµV/m)	Limit (dBµV/m)	Margin (dB)	Pol	Corr. (dB)
12976.30	46.29	68.20	21.91	V	8.4
14017.27	46.33	68.20	21.87	V	9.5
15088.67	47.52	68.20	20.68	H	11.2
17440.10	50.34	68.20	17.86	V	14.7
16755.90	50.37	68.20	17.83	H	14.8
10379.57	60.04	68.20	8.16	H	5

Frequency (MHz)	Average (dBµV/m)	Limit (dBµV/m)	Margin (dB)	Pol	Corr. (dB)
10927.37	34.34	54.00	19.66	H	5.2
11582.97	36.28	54.00	17.72	H	6.6
12107.67	36.31	54.00	17.69	V	7.3
12484.60	36.72	54.00	17.28	H	8
15916.97	39.06	54.00	14.94	V	13.3
17902.10	40.90	54.00	13.10	V	16.3

©Copyright. All rights reserved by SAICT.

802.11n HT40 CH62

Frequency (MHz)	Max Peak (dBµV/m)	Limit (dBµV/m)	Margin (dB)	Pol	Corr. (dB)
12966.03	45.77	68.20	22.43	H	8.5
14010.67	46.21	68.20	21.99	H	9.5
14960.70	46.67	68.20	21.53	H	11
16697.60	49.75	68.20	18.45	V	14.9
17491.80	49.88	68.20	18.32	V	14.9
10620.10	57.54	74.00	16.46	V	4.9

Frequency (MHz)	Average (dBµV/m)	Limit (dBµV/m)	Margin (dB)	Pol	Corr. (dB)
10620.10	50.47	54.00	3.53	V	4.9
11419.07	35.11	54.00	18.89	H	5.6
11991.80	35.87	54.00	18.13	H	7
12443.17	35.99	54.00	18.01	H	7.5
15889.10	39.41	54.00	14.59	H	13.1
17954.90	40.40	54.00	13.60	V	16.1

802.11n HT40 CH134

Frequency (MHz)	Max Peak (dBµV/m)	Limit (dBµV/m)	Margin (dB)	Pol	Corr. (dB)
12980.70	45.80	68.20	22.40	H	8.3
15068.13	46.04	68.20	22.16	V	11.1
14049.17	46.73	68.20	21.47	V	9.8
17346.60	49.59	68.20	18.61	H	14.7
16730.60	50.62	68.20	17.58	H	14.9
11332.90	52.03	74.00	21.97	H	5.4

Frequency (MHz)	Average (dBµV/m)	Limit (dBµV/m)	Margin (dB)	Pol	Corr. (dB)
10925.53	35.98	54.00	18.02	V	5.2
11340.23	43.26	54.00	10.75	H	5.4
11940.83	35.96	54.00	18.04	H	7
12521.63	36.72	54.00	17.28	H	8
15896.07	39.41	54.00	14.59	V	13.2
17997.07	40.69	54.00	13.31	H	15.9

©Copyright. All rights reserved by SAICT.

802.11n HT40 CH151

Frequency (MHz)	Max Peak (dBµV/m)	Limit (dBµV/m)	Margin (dB)	Pol	Corr. (dB)
14964.73	46.58	68.20	21.62	H	11
12953.93	46.67	68.20	21.53	V	8.6
11502.30	47.30	74.00	26.70	H	6.1
14166.87	47.73	68.20	20.47	V	10.7
17318.00	49.52	68.20	18.68	H	14.9
16707.87	50.85	68.20	17.35	V	14.9

Frequency (MHz)	Average (dBµV/m)	Limit (dBµV/m)	Margin (dB)	Pol	Corr. (dB)
11175.97	34.99	54.00	19.01	H	5.2
11510.00	38.92	54.00	15.08	H	6.2
12092.27	36.09	54.00	17.92	V	7.4
12444.63	36.56	54.00	17.44	H	7.5
15877.73	38.63	54.00	15.37	H	13
17978.73	40.66	54.00	13.34	V	15.9

802.11ac VHT80 CH42

Frequency (MHz)	Max Peak (dBµV/m)	Limit (dBµV/m)	Margin (dB)	Pol	Corr. (dB)
13111.97	45.75	68.20	22.45	H	8.5
15055.67	47.85	68.20	20.35	H	11
14146.33	49.37	68.20	18.83	V	10.5
17521.13	49.49	68.20	18.71	H	14.9
16829.23	50.51	68.20	17.69	V	14.6
10420.27	57.48	68.20	10.72	V	5.1

Frequency (MHz)	Average (dBµV/m)	Limit (dBµV/m)	Margin (dB)	Pol	Corr. (dB)
10872.73	35.12	54.00	18.88	V	5.2
11490.20	35.53	54.00	18.47	V	6
12093.00	36.86	54.00	17.14	H	7.4
12534.47	36.85	54.00	17.15	V	8
15906.33	39.05	54.00	14.95	V	13.2
17965.17	41.03	54.00	12.97	H	16.1

©Copyright. All rights reserved by SAICT.

802.11ac VHT80 CH122

Frequency (MHz)	Max Peak (dBµV/m)	Limit (dBµV/m)	Margin (dB)	Pol	Corr. (dB)
12972.63	46.46	68.20	21.74	H	8.4
14100.50	47.00	68.20	21.20	V	10.2
14935.40	47.20	68.20	21.00	H	11.2
17526.63	50.00	68.20	18.20	V	14.9
16902.20	50.05	68.20	18.15	V	15.1
11221.80	51.16	74.00	22.84	H	5.5

Frequency (MHz)	Average (dBµV/m)	Limit (dBµV/m)	Margin (dB)	Pol	Corr. (dB)
10841.93	35.40	54.00	18.60	V	5.3
11220.33	42.13	54.00	11.87	H	5.5
11899.40	36.41	54.00	17.59	H	7.1
12540.70	37.87	54.00	16.13	V	8
15853.90	39.52	54.00	14.48	H	13
17891.83	41.45	54.00	12.55	V	16.2

Note:

A "reference path loss" is established and the A_{Rpl} is the attenuation of “reference path loss”, and including the gain of receive antenna, the gain of the preamplifier, the cable loss. P_{Mea} is the field strength recorded from the instrument. The measurement results are obtained as described below:
Result = P_{Mea} + A_{Rpl} = P_{Mea} + Cable Loss + Antenna Factor

Conclusion: PASS

Test graphs as below:

©Copyright. All rights reserved by SAICT.

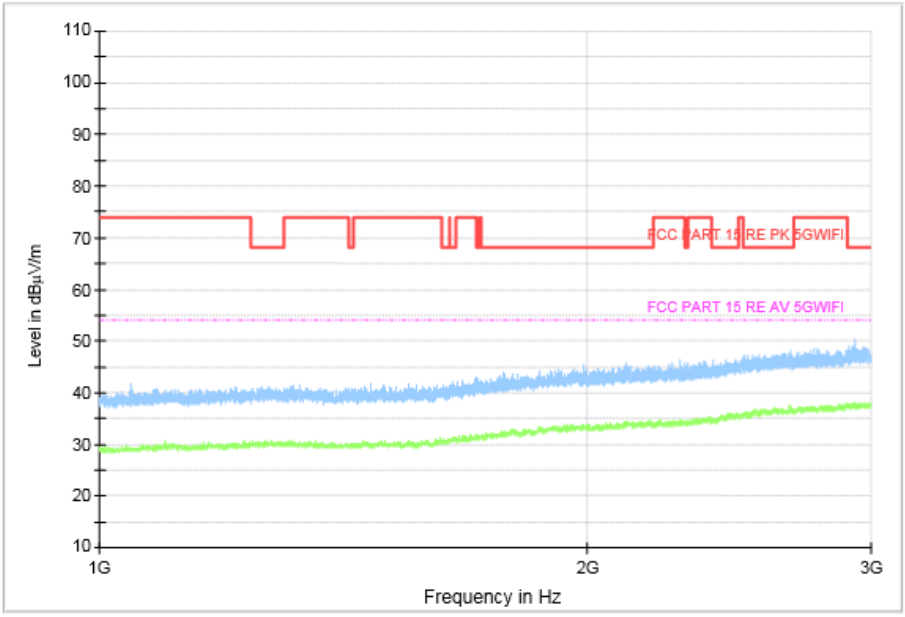

Fig. 90 Transmitter Spurious Emission (802.11a, CH36 5180MHz, 1 GHz-3 GHz)

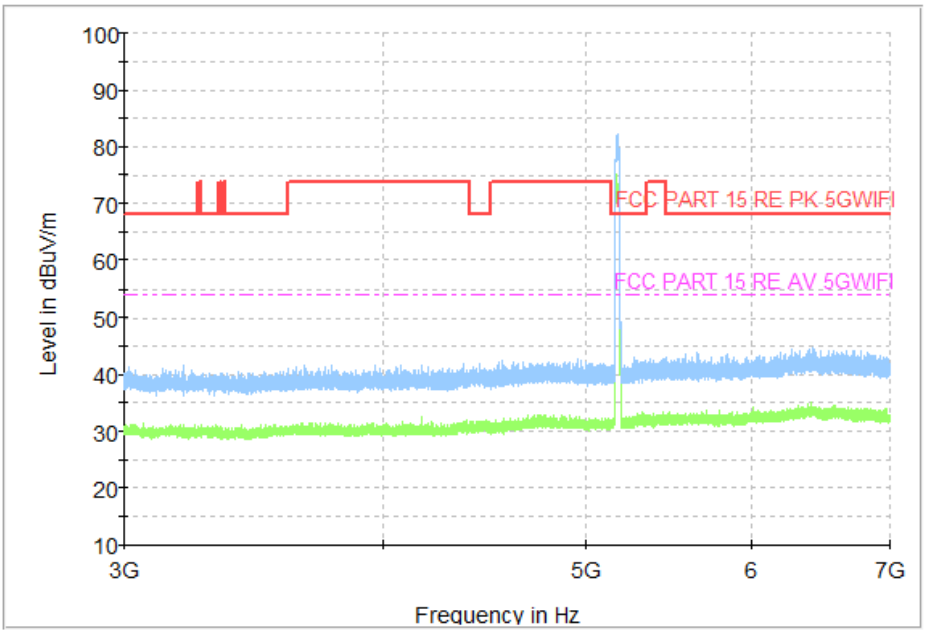

Fig. 91 Transmitter Spurious Emission (802.11a, CH36 5180MHz, 3 GHz-7 GHz)

©Copyright. All rights reserved by SAICT.

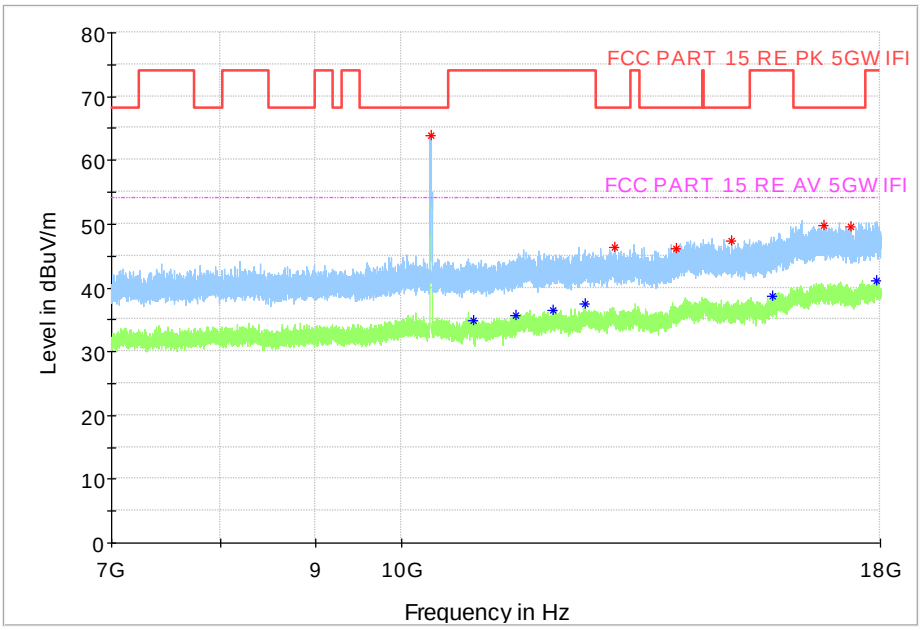

Fig. 92 Transmitter Spurious Emission (802.11a, CH36 5180MHz, 7 GHz-18 GHz)

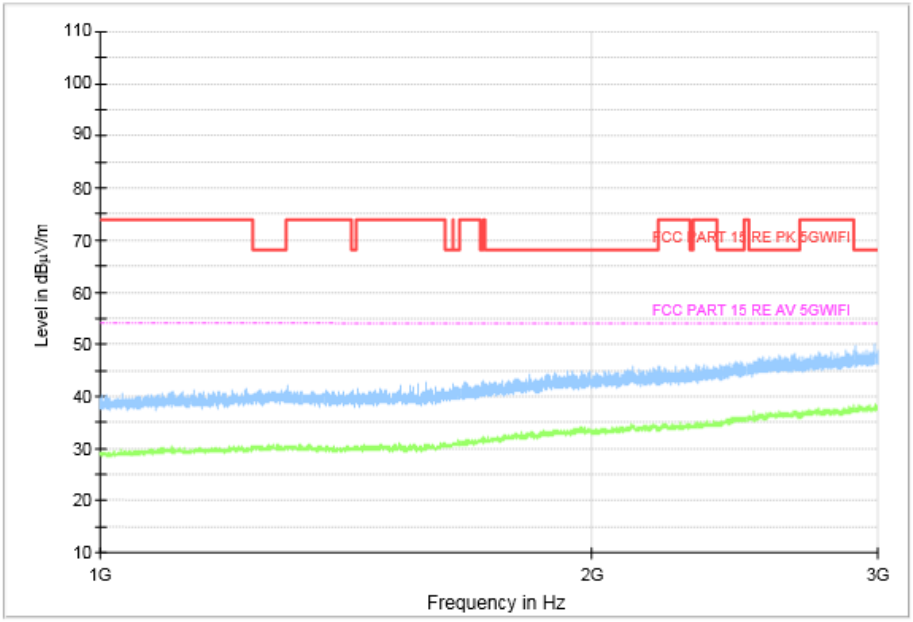

Fig. 93 Transmitter Spurious Emission (802.11a, CH40 5200MHz, 1 GHz-3 GHz)

©Copyright. All rights reserved by SAICT.

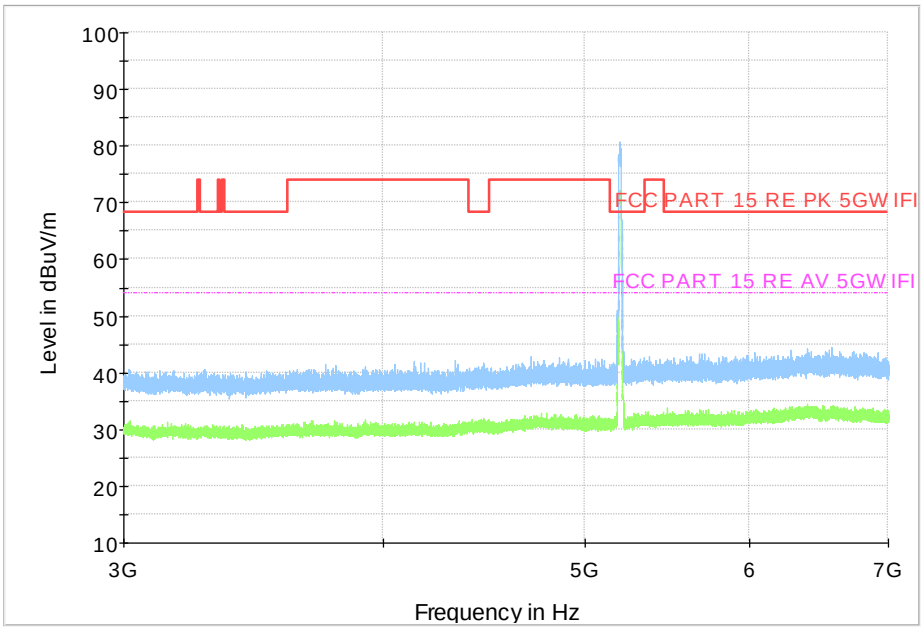

Fig. 94 Transmitter Spurious Emission (802.11a, CH40 5200MHz, 3 GHz-7 GHz)

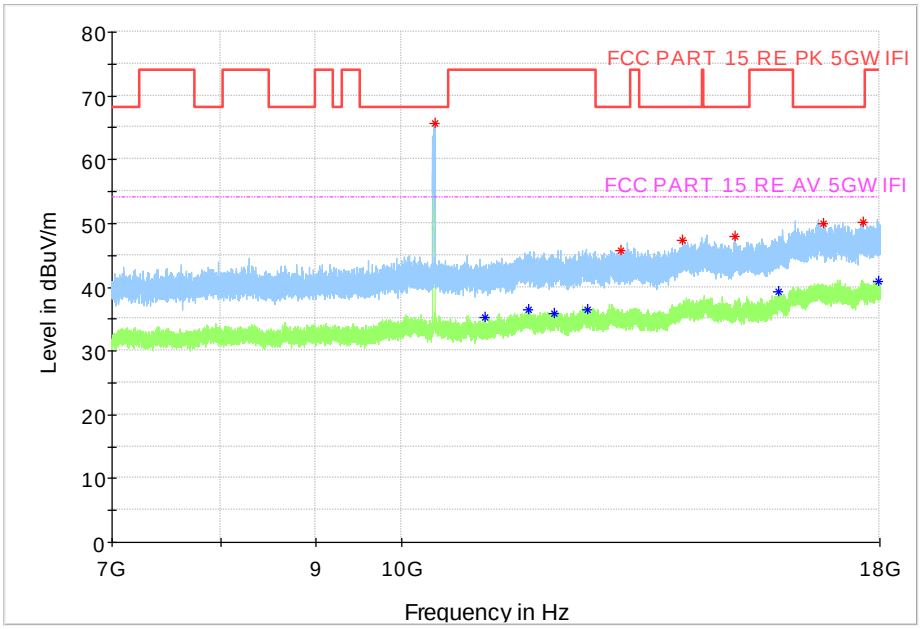

Fig. 95 Transmitter Spurious Emission (802.11a, CH40 5200MHz, 7 GHz-18 GHz)

©Copyright. All rights reserved by SAICT.

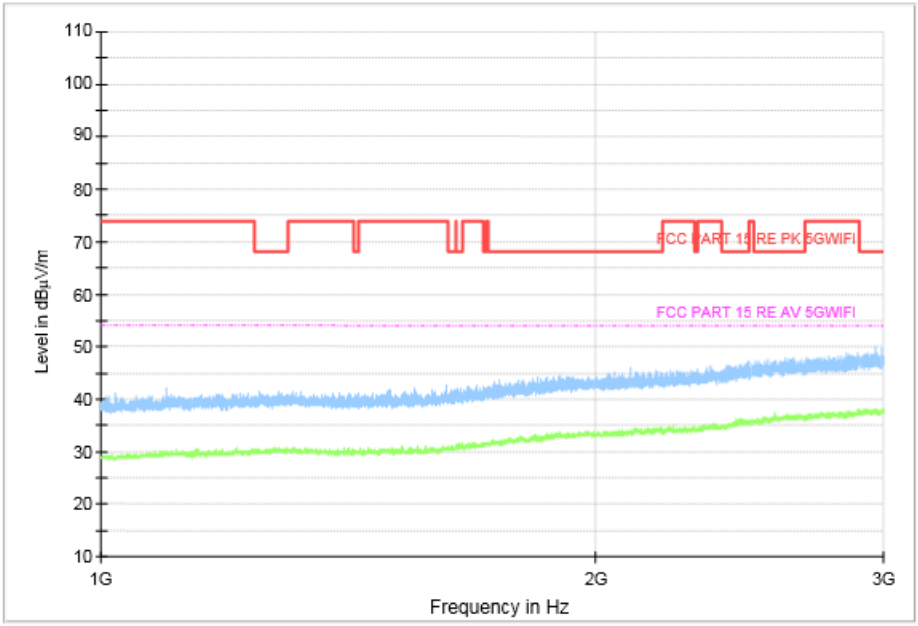

Fig. 96 Transmitter Spurious Emission (802.11a, CH48 5240MHz, 1 GHz-3 GHz)

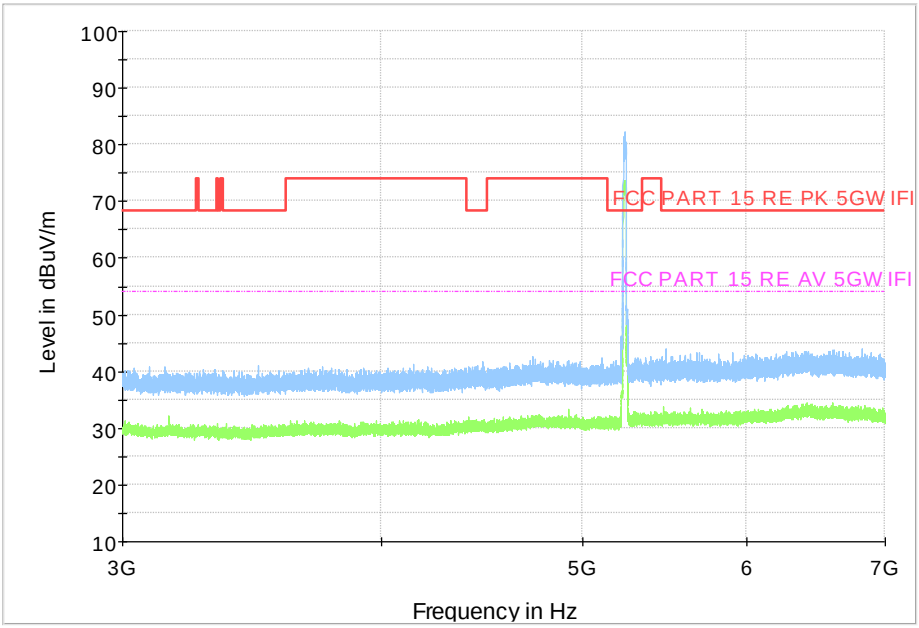

Fig. 97 Transmitter Spurious Emission (802.11a, CH48 5240MHz, 3 GHz-7 GHz)

©Copyright. All rights reserved by SAICT.

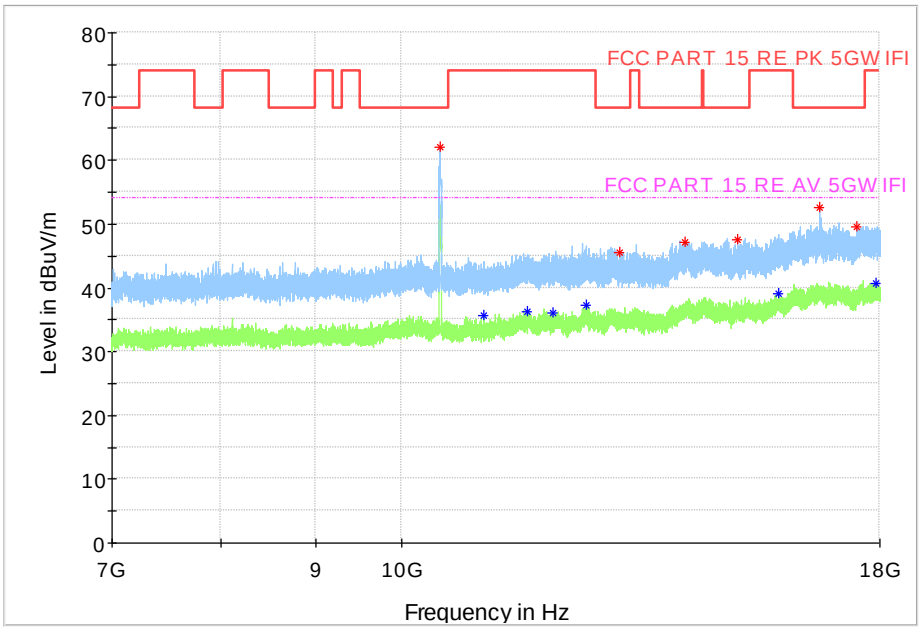

Fig. 98 Transmitter Spurious Emission (802.11a, CH48 5240MHz, 7 GHz-18 GHz)

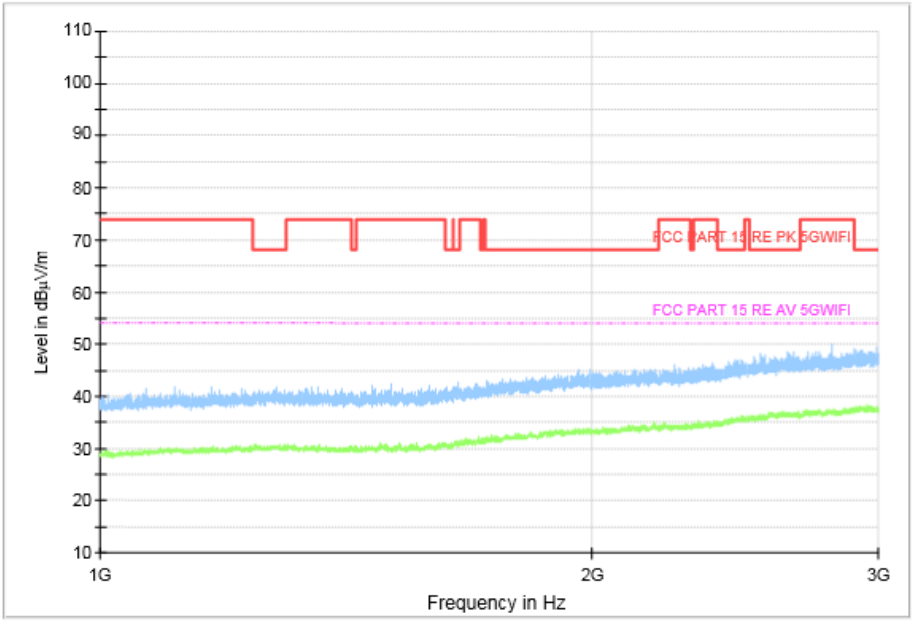

Fig. 99 Transmitter Spurious Emission (802.11a, CH52 5260MHz, 1 GHz-3 GHz)

©Copyright. All rights reserved by SAICT.

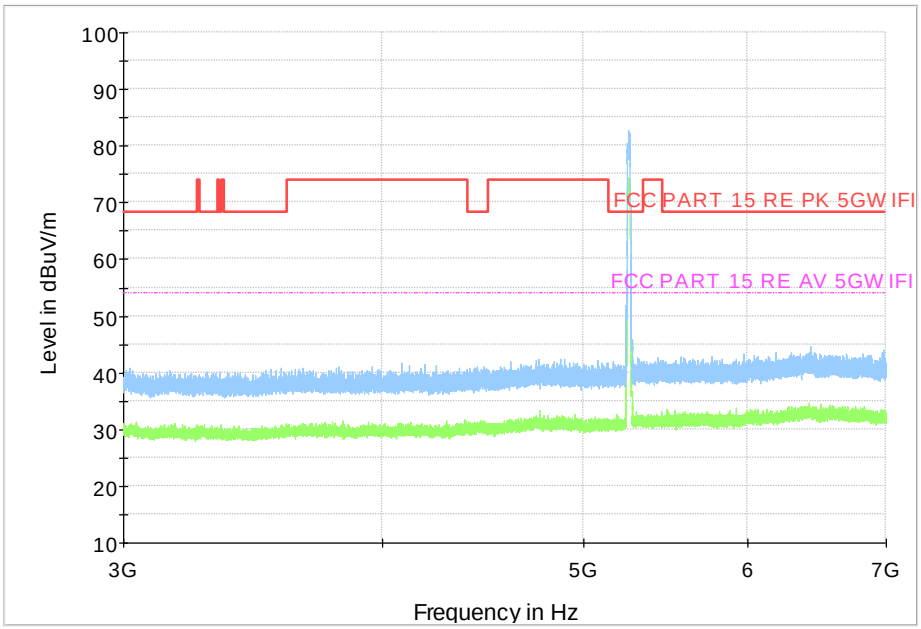

Fig. 100 Transmitter Spurious Emission (802.11a, CH52 5260MHz, 3GHz-7 GHz)

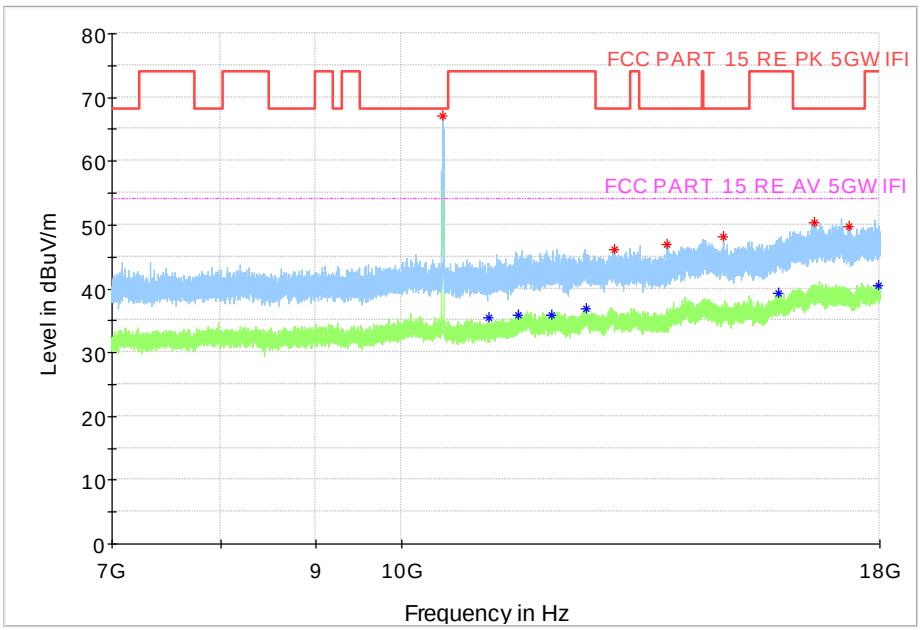

Fig. 101 Transmitter Spurious Emission (802.11a, CH52 5260MHz, 7GHz-18 GHz)

©Copyright. All rights reserved by SAICT.

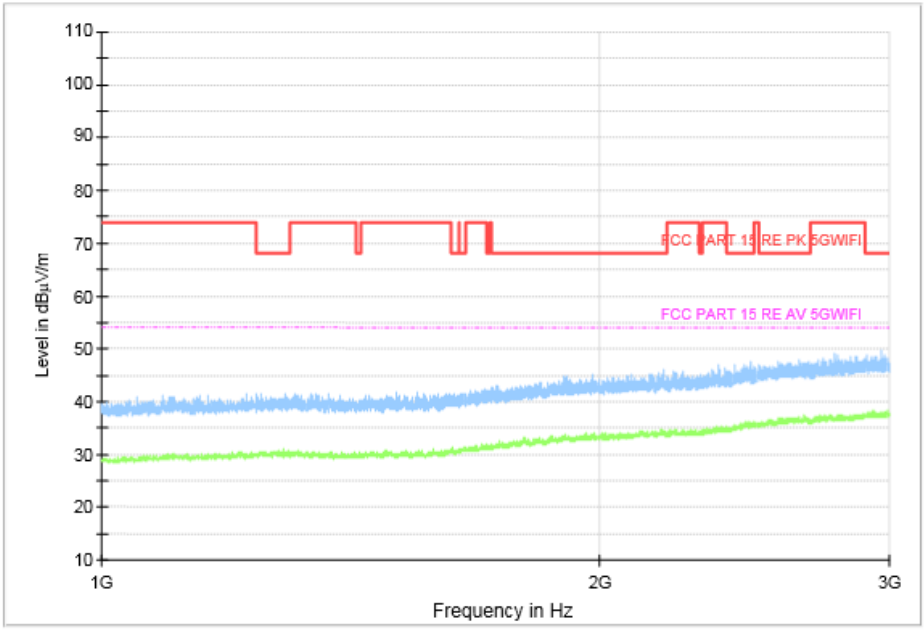

Fig. 102 Transmitter Spurious Emission (802.11a, CH56 5280MHz, 1 GHz-3 GHz)

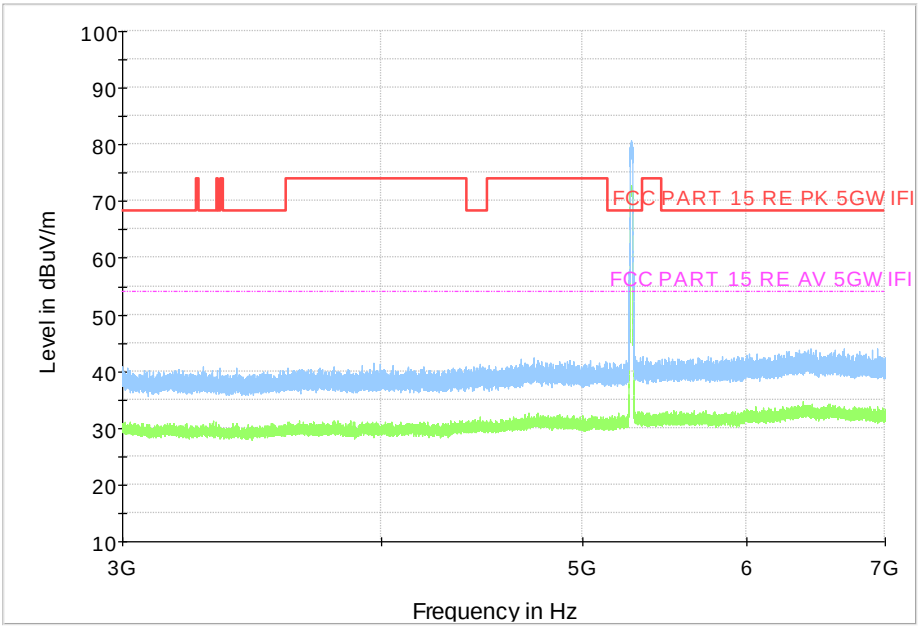

Fig. 103 Transmitter Spurious Emission (802.11a, CH56 5280MHz, 3 GHz-7 GHz)

©Copyright. All rights reserved by SAICT.

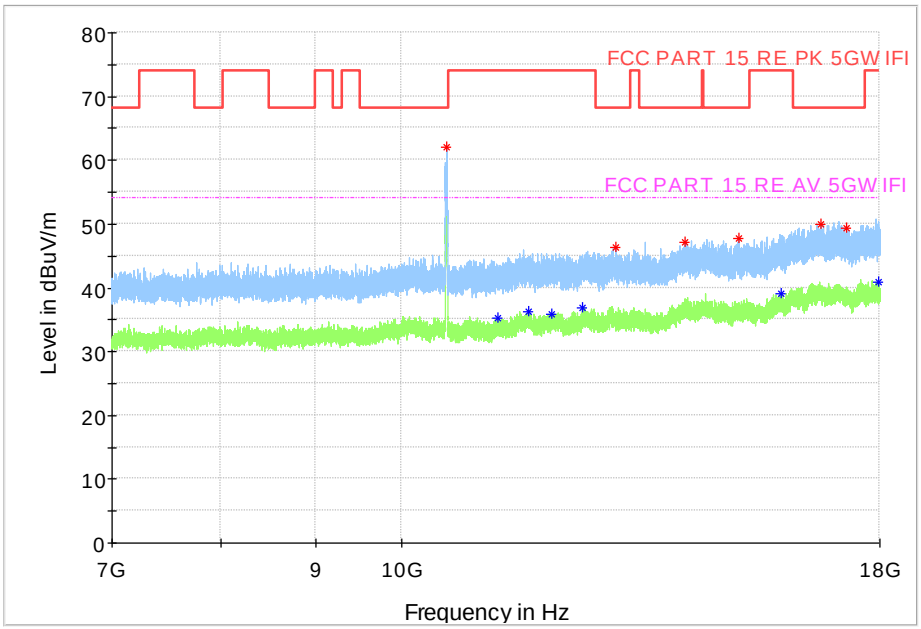

Fig. 104 Transmitter Spurious Emission (802.11a, CH56 5280MHz, 7 GHz-18 GHz)

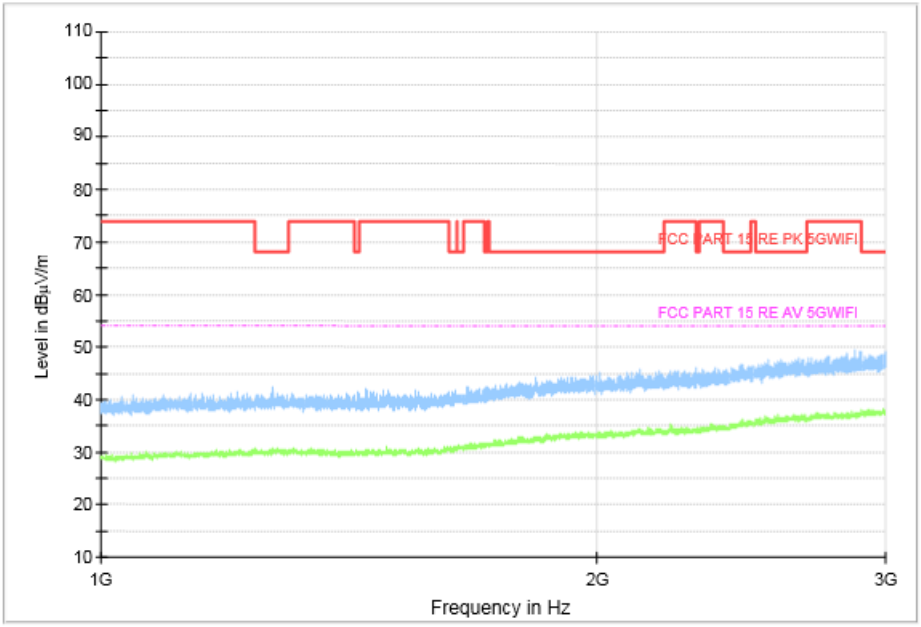

Fig. 105 Transmitter Spurious Emission (802.11a, CH64 5320MHz, 1 GHz-3 GHz)

©Copyright. All rights reserved by SAICT.

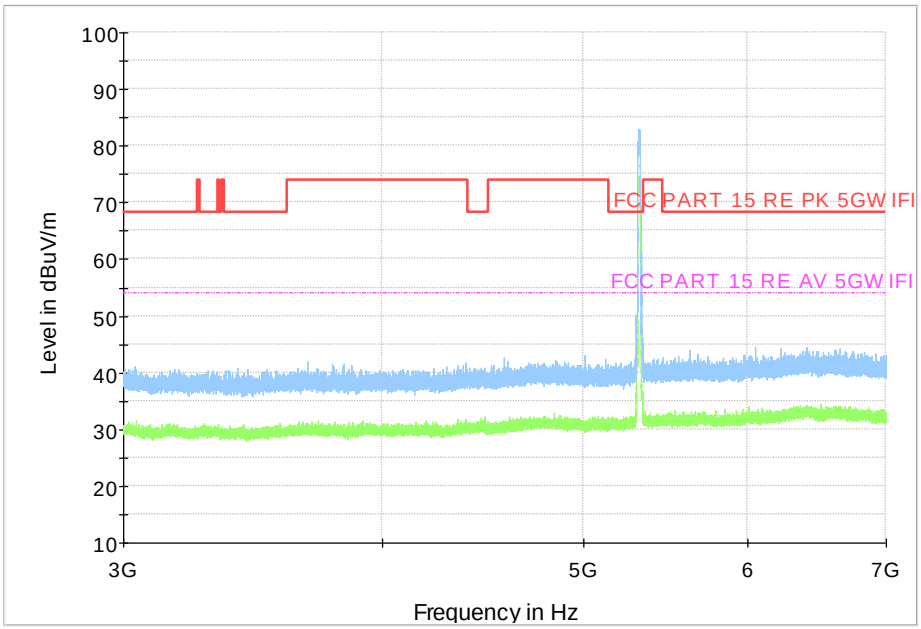

Fig. 106 Transmitter Spurious Emission (802.11a, CH64 5320MHz, 3 GHz-7 GHz)

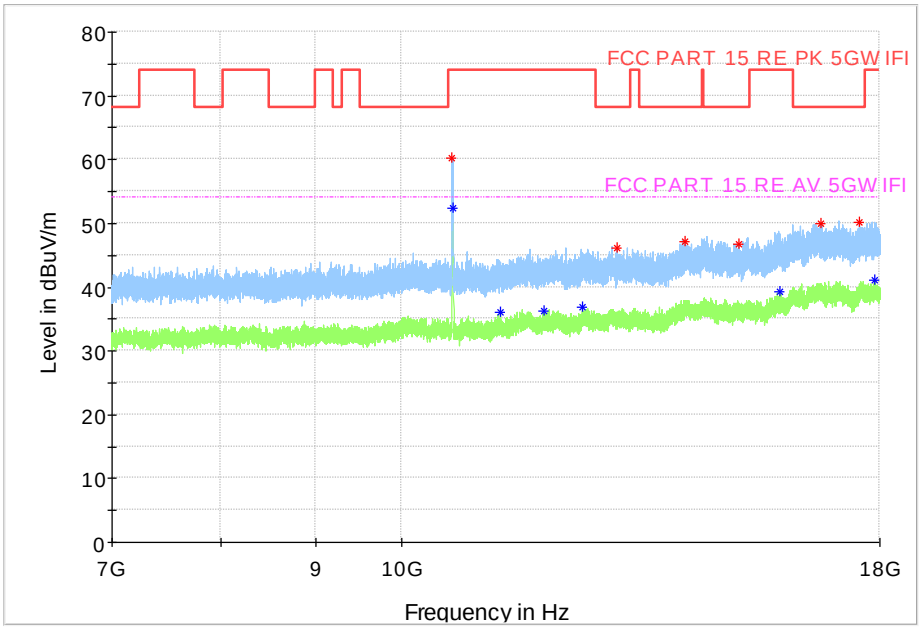

Fig. 107 Transmitter Spurious Emission (802.11a, CH64 5320MHz, 7 GHz-18 GHz)

©Copyright. All rights reserved by SAICT.

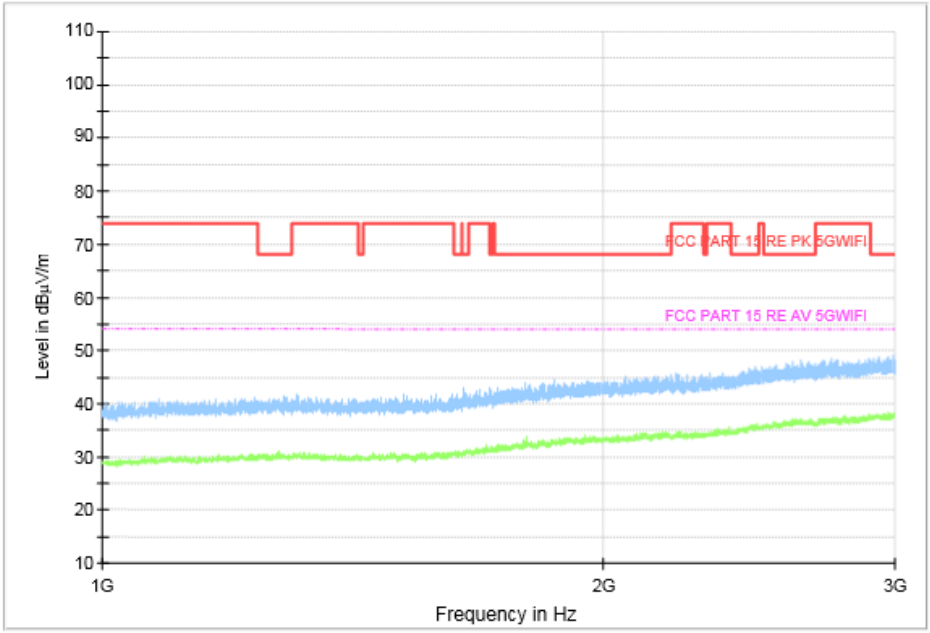

Fig. 108 Transmitter Spurious Emission (802. 11a, CH100 5500MHz, 1 GHz-3 GHz)

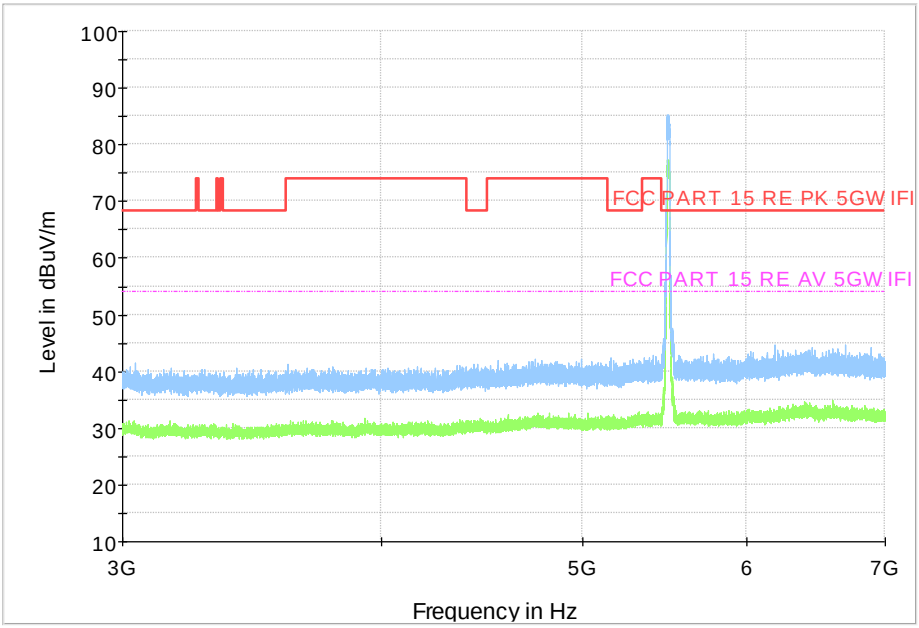

Fig. 109 Transmitter Spurious Emission (802. 11a, CH100 5500MHz, 3 GHz-7 GHz)

©Copyright. All rights reserved by SAICT.

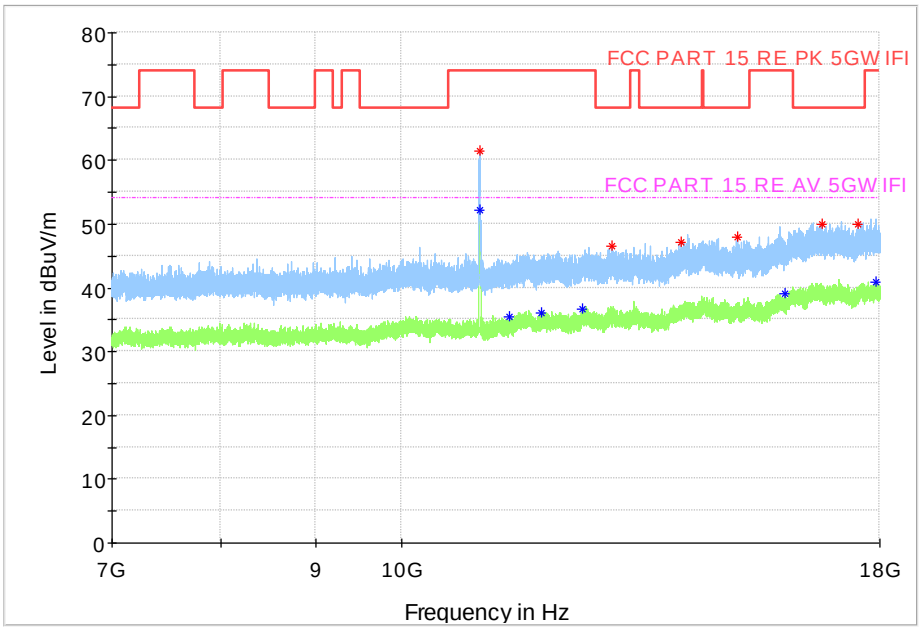

Fig. 110 Transmitter Spurious Emission (802. 11a, CH100 5500MHz, 7 GHz-18 GHz)

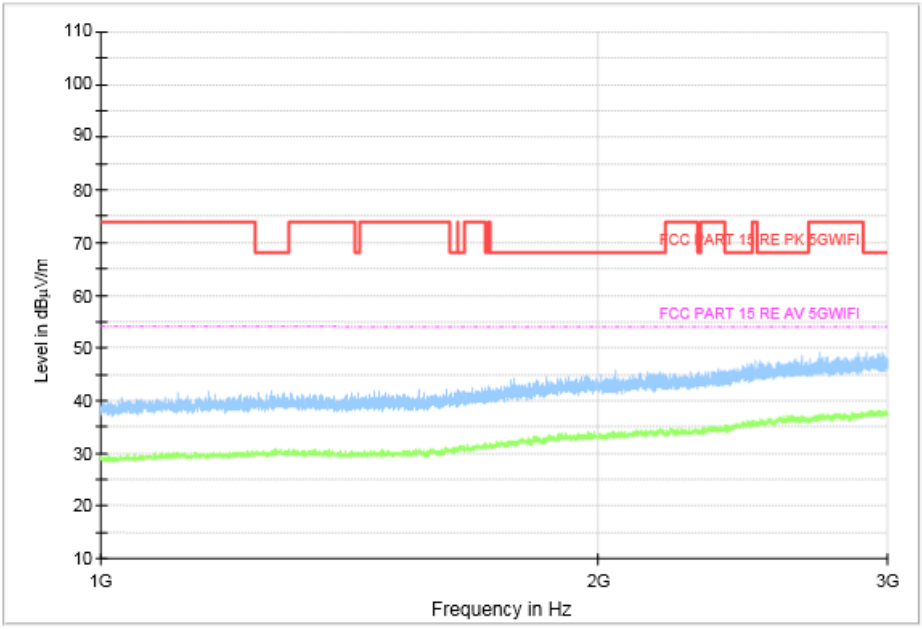

Fig. 111 Transmitter Spurious Emission (802. 11a, CH120 5600MHz, 1 GHz-3 GHz)

©Copyright. All rights reserved by SAICT.

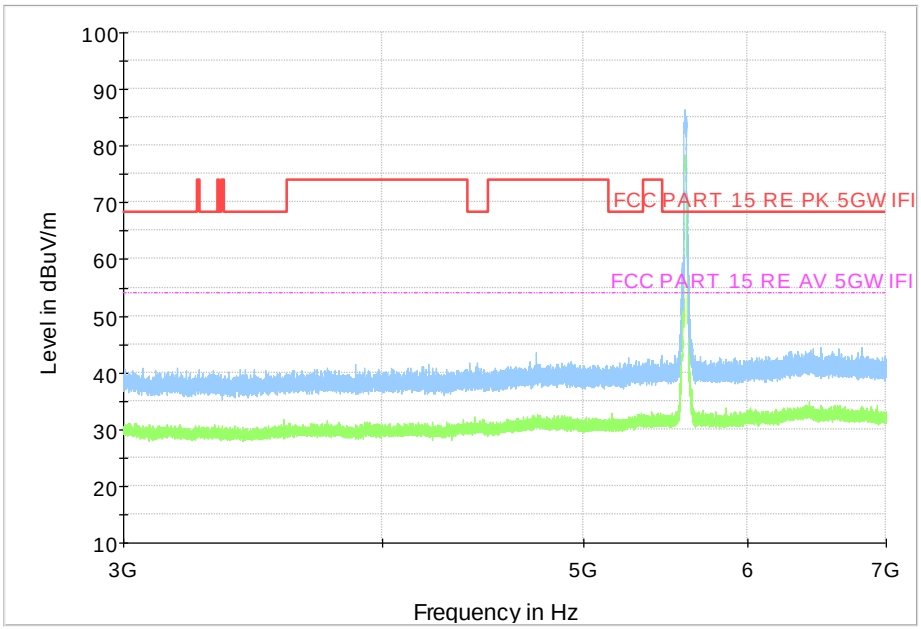

Fig. 112 Transmitter Spurious Emission (802. 11a, CH120 5600MHz, 3 GHz-7 GHz)

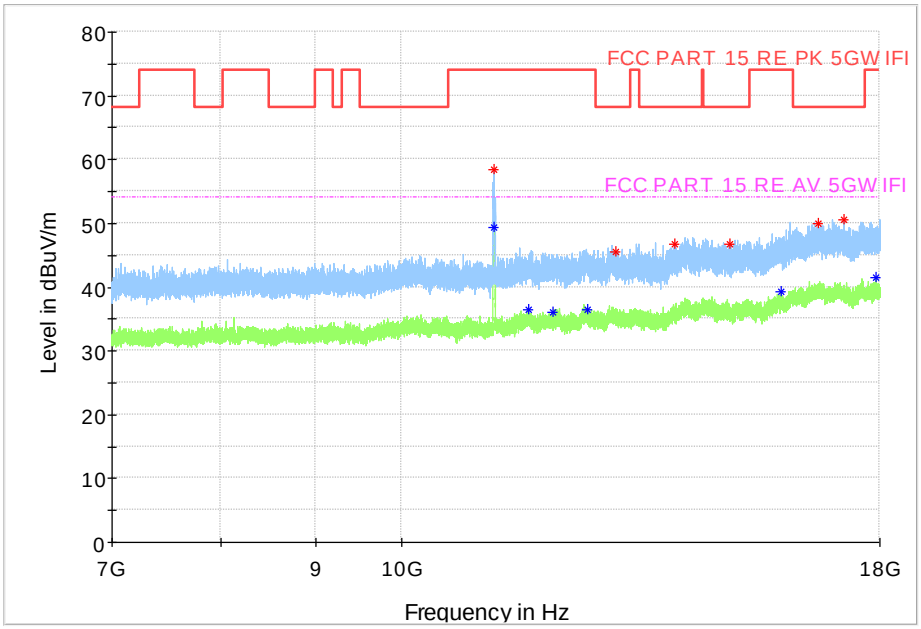

Fig. 113 Transmitter Spurious Emission (802. 11a, CH120 5600MHz, 7 GHz-18 GHz)

©Copyright. All rights reserved by SAICT.