




R38YLCP3669AS Test Set Up Photos

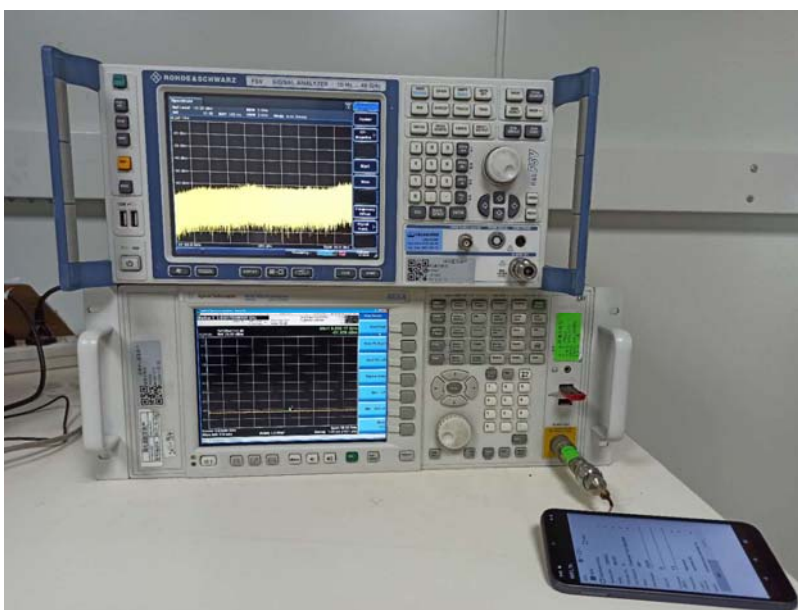
RF TEST SETUP




RF Conducted Test setup (LTE)



RF Conducted Test setup (GSM/WCDMA)





RF Conducted Test setup (BT/WIFI)



Dynamic Frequency Selection Test setup




Conducted Emissions Test Setup (with charger)



Spurious Radiated Emissions Test setup


EMC Test Setup



Radiated Emissions Test Setup (with laptop) (30-1000MHz)




Radiated Emissions Test Setup (with charger) (30-1000MHz)



Radiated Emissions Test Setup (with laptop) (above 1GHz)



Radiated Emissions Test Setup (with charger) (above 1GHz)



Conducted Emissions Test Setup (with laptop)




Conducted Emissions Test Setup (with charger)

SAR TEST SETUP

(Main supply)




Head Section, Left Cheek




Head Section, Left Tilt



Head Section, Right Cheek



Head Section, Right Tilt



FLAT Section, Back



FLAT Section, Front



FLAT Section, Top



FLAT Section, Bottom




FLAT Section, Left




FLAT Section, Right

(Secondary supply)



Head Section, Left Cheek



FLAT Section, Back



Bottom



10mm Spacer

The thickness of EUT:8 mm