

## System Performance Check-2450MHz-Head

**DUT: Dipole 2450 MHz D2450V2; Type: D2450V2; Serial: 977**

Communication System: UID 0, CW (0); Communication System Band: D2450 (2450.0 MHz);

Frequency: 2450 MHz; Communication System PAR: 0 dB; PMF: 1

Medium parameters used:  $f = 2450$  MHz;  $\sigma = 1.826$  S/m;  $\epsilon_r = 38.648$ ;  $\rho = 1000$  kg/m<sup>3</sup>

Phantom section: Flat Section

DASY Configuration:

- Probe: EX3DV4 - SN7383; ConvF(7.72, 7.72, 7.72); Calibrated: 2020/1/3;
  - Modulation Compensation:
- Sensor-Surface: 3mm (Mechanical Surface Detection),  $z = 1.0, 31.0$
- Electronics: DAE3 Sn427; Calibrated: 2020/3/31
- Phantom: SAM; Type: QD000P40CD; Serial: 1805
- DASY52 52.8.8(1222); SEMCAD X 14.6.10(7331)

**Configuration/D2450V2/Area Scan (6x9x1):** Measurement grid:  $dx=12$ mm,  $dy=12$ mm

Maximum value of SAR (measured) = 14.2 W/kg

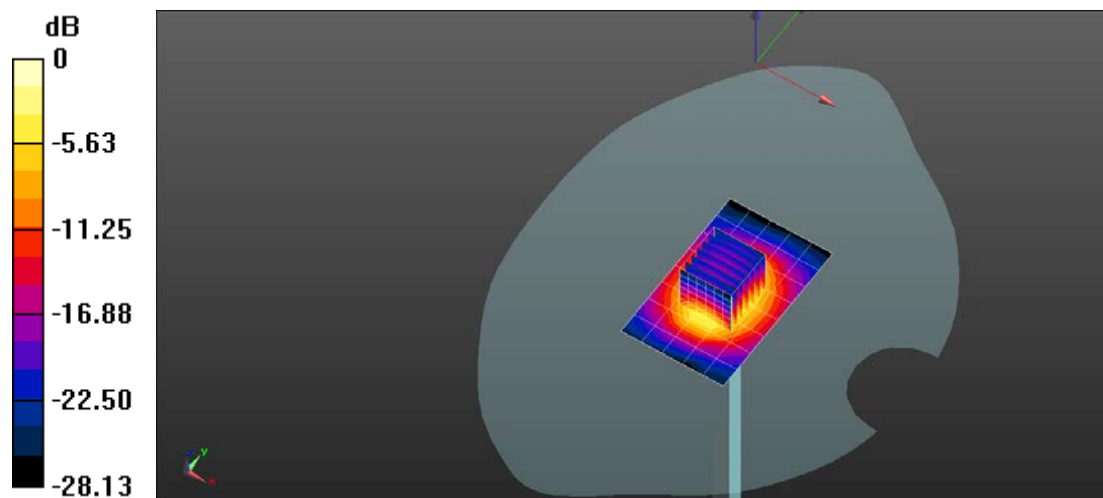
**Configuration/D2450V2/Zoom Scan (7x7x7)/Cube 0:** Measurement grid:  $dx=5$ mm,  $dy=5$ mm,  $dz=5$ mm

Reference Value = 91.84 V/m; Power Drift = -0.01 dB

Peak SAR (extrapolated) = 28.6 W/kg

**SAR(1 g) = 13.74 W/kg; SAR(10 g) = 6.29 W/kg**

Maximum value of SAR (measured) = 17.8 W/kg



0 dB = 14.2 W/kg = 11.51 dBW/kg

### System Performance Check-D5GHz\_5250MHz-Head

**DUT: Dipole D5GHzV2; Type: D5GHzV2; Serial: 1231**

Communication System: UID 0, CW (0); Communication System Band: D5GHz (5000.0 - 6000.0 MHz); Frequency: 5250 MHz; Communication System PAR: 0 dB; PMF: 1

Medium parameters used:  $f = 5250$  MHz;  $\sigma = 4.73$  S/m;  $\epsilon_r = 36.089$ ;  $\rho = 1000$  kg/m<sup>3</sup>

Phantom section: Flat Section

DASY Configuration:

- Probe: EX3DV4 - SN7383; ConvF(5.85, 5.85, 5.85); Calibrated: 2020/1/3;
  - Modulation Compensation:
- Sensor-Surface: 1.4mm (Mechanical Surface Detection),  $z = 1.0, 25.0$
- Electronics: DAE3 Sn427; Calibrated: 2020/3/31
- Phantom: ELI v5.0; Type: QDOVA002AA; Serial: 1235
- DASY52 52.8.8(1222); SEMCAD X 14.6.10(7331)

**System Performance Check with D5GHzV2 Dipole (graded grid)/d=10mm, Pin=100mW, f=5250 MHz/Area Scan (6x6x1):** Measurement grid: dx=10mm, dy=10mm

Maximum value of SAR (measured) = 13.7 W/kg

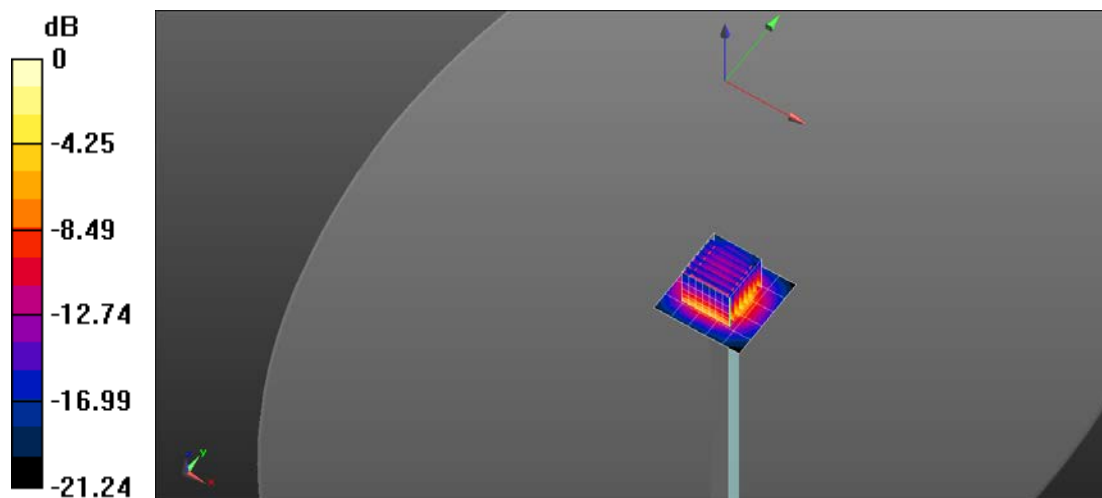
**System Performance Check with D5GHzV2 Dipole (graded grid)/d=10mm, Pin=100mW, f=5250 MHz/Zoom Scan (4x4x1.4mm, graded), dist=1.4mm (8x8x7)/Cube 0:** Measurement grid: dx=4mm, dy=4mm, dz=1.4mm

Reference Value = 67.12 V/m; Power Drift = 0.22 dB

Peak SAR (extrapolated) = 31.8 W/kg

**SAR(1 g) = 7.97 W/kg; SAR(10 g) = 2.36 W/kg**

Maximum value of SAR (measured) = 18.3 W/kg



0 dB = 13.7 W/kg = 11.37 dBW/kg

## System Performance Check-D5GHz\_5600MHz-Head

**DUT: Dipole D5GHzV2; Type: D5GHzV2; Serial: 1231**

Communication System: UID 0, CW (0); Communication System Band: D5GHz (5000.0 - 6000.0 MHz); Frequency: 5600 MHz; Communication System PAR: 0 dB; PMF: 1

Medium parameters used:  $f = 5600$  MHz;  $\sigma = 5.068$  S/m;  $\epsilon_r = 35.634$ ;  $\rho = 1000$  kg/m<sup>3</sup>

Phantom section: Flat Section

DASY Configuration:

- Probe: EX3DV4 - SN7383; ConvF(5.03, 5.03, 5.03); Calibrated: 2020/1/3;
  - Modulation Compensation:
- Sensor-Surface: 1.4mm (Mechanical Surface Detection),  $z = 1.0, 25.0$
- Electronics: DAE3 Sn427; Calibrated: 2020/3/31
- Phantom: ELI v5.0; Type: QDOVA002AA; Serial: 1235
- DASY52 52.8.8(1222); SEMCAD X 14.6.10(7331)

**System Performance Check with D5GHzV2 Dipole (graded grid)/d=10mm, Pin=100mW, f=5600 MHz/Area Scan (6x6x1):** Measurement grid: dx=10mm, dy=10mm

Maximum value of SAR (measured) = 15.0 W/kg

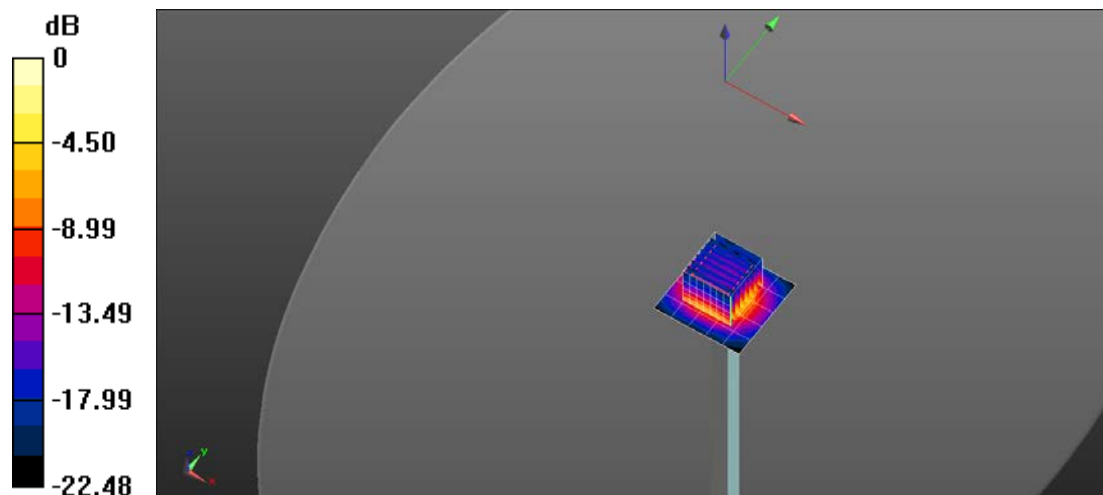
**System Performance Check with D5GHzV2 Dipole (graded grid)/d=10mm, Pin=100mW, f=5600 MHz/Zoom Scan (4x4x1.4mm, graded), dist=1.4mm (8x8x7)/Cube 0:** Measurement grid: dx=4mm, dy=4mm, dz=1.4mm

Reference Value = 67.57 V/m; Power Drift = 0.07 dB

Peak SAR (extrapolated) = 35.6 W/kg

**SAR(1 g) = 8.28 W/kg; SAR(10 g) = 2.42 W/kg**

Maximum value of SAR (measured) = 19.3 W/kg



0 dB = 15.0 W/kg = 11.77 dBW/kg

### System Performance Check-D5GHz\_5750MHz-Head

**DUT: Dipole D5GHzV2; Type: D5GHzV2; Serial: 1231**

Communication System: UID 0, CW (0); Communication System Band: D5GHz (5000.0 - 6000.0 MHz); Frequency: 5750 MHz; Communication System PAR: 0 dB; PMF: 1

Medium parameters used:  $f = 5750$  MHz;  $\sigma = 5.316$  S/m;  $\epsilon_r = 35.679$ ;  $\rho = 1000$  kg/m<sup>3</sup>

Phantom section: Flat Section

DASY Configuration:

- Probe: EX3DV4 - SN7383; ConvF(5.15, 5.15, 5.15); Calibrated: 2020/1/3;
  - Modulation Compensation:
- Sensor-Surface: 1.4mm (Mechanical Surface Detection),  $z = 1.0, 25.0$
- Electronics: DAE3 Sn427; Calibrated: 2020/3/31
- Phantom: ELI v5.0; Type: QDOVA002AA; Serial: 1235
- DASY52 52.8.8(1222); SEMCAD X 14.6.10(7331)

**System Performance Check with D5GHzV2 Dipole (graded grid)/d=10mm, Pin=100mW, f=5750 MHz/Area Scan (6x6x1):** Measurement grid: dx=10mm, dy=10mm

Maximum value of SAR (measured) = 14.6 W/kg

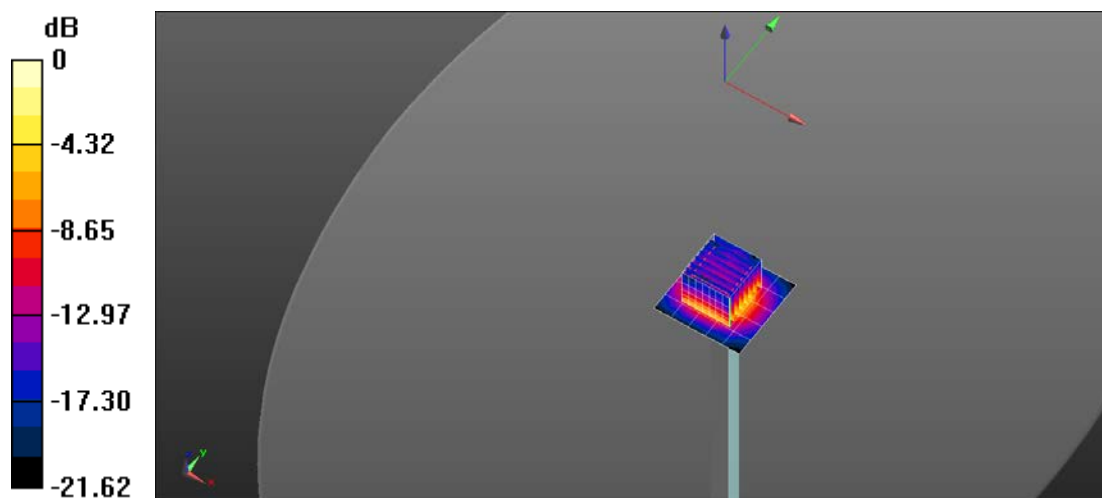
**System Performance Check with D5GHzV2 Dipole (graded grid)/d=10mm, Pin=100mW, f=5750 MHz/Zoom Scan (4x4x1.4mm, graded), dist=1.4mm (8x8x7)/Cube 0:** Measurement grid: dx=4mm, dy=4mm, dz=1.4mm

Reference Value = 67.84 V/m; Power Drift = 0.13 dB

Peak SAR (extrapolated) = 35.6 W/kg

**SAR(1 g) = 8.36 W/kg; SAR(10 g) = 2.39 W/kg**

Maximum value of SAR (measured) = 19.7 W/kg



0 dB = 14.6 W/kg = 11.65 dBW/kg