

**APPENDIX A – TEST DATA OF CONDUCTED EMISSION**

**LTE Band 71**

**1 RF Power Output**

Modulation	Carrier frequency (MHz)	UL Channel	BW	RB Size	RB Offset	Conducted power (dBm)
QPSK	665.5	133147	5	1	0	23.43
				1	12	23.49
				1	24	23.43
				12	0	22.53
				12	7	22.54
				12	13	22.51
	680.5	133297		25	0	22.50
				1	0	23.42
				1	12	23.43
				1	24	23.38
				12	0	22.48
				12	7	22.56
	695.5	133447		12	13	22.54
				25	0	22.54
				1	0	23.52
1			12	23.43		
1			24	23.49		
12			0	22.63		
16QAM	665.5	133147	12	7	22.60	
			12	13	22.58	
			25	0	22.65	
			1	0	22.15	
			1	12	22.11	
			1	24	22.03	
	680.5	133297	12	0	21.41	
			12	7	21.44	
			12	13	21.33	
			25	0	21.59	
			1	0	22.23	
			1	12	22.35	
	695.5	133447	1	24	22.33	
			12	0	21.67	
			12	7	21.52	
12			13	21.53		
25			0	21.61		
1			0	22.32		
			1	12	22.25	
			1	24	22.24	
			12	0	21.44	
			12	7	21.32	
			12	13	21.63	
			25	0	21.67	

Modulation	Carrier frequency (MHz)	UL Channel	BW	RB Size	RB Offset	Conducted power (dBm)
64QAM	665.5	133147	5	1	0	21.85
				1	12	21.84
				1	24	21.83
				12	0	21.83
				12	7	21.83
				12	13	21.82
				25	0	21.82
	680.5	133297		1	0	21.60
				1	12	21.60
				1	24	21.60
				12	0	21.60
				12	7	21.60
				12	13	21.60
				25	0	21.53
	695.5	133447		1	0	21.67
				1	12	21.67
				1	24	21.66
				12	0	21.78
				12	7	21.66
				12	13	21.66
				25	0	21.77

Modulation	Carrier frequency (MHz)	UL Channel	BW	RB Size	RB Offset	Conducted power (dBm)
QPSK	668	133172	10	1	0	23.47
				1	25	23.40
				1	49	23.35
				25	0	22.49
				25	12	22.53
				25	25	22.51
	680.5	133297		50	0	22.51
				1	0	23.55
				1	25	23.73
				1	49	23.79
				25	0	22.59
				25	12	22.61
	693	133422		25	25	22.60
				50	0	22.58
				1	0	23.51
				1	25	23.37
				1	49	23.43
				25	0	22.65
16QAM	668	133172	25	12	22.61	
			25	25	22.59	
			50	0	22.57	
			1	0	22.55	
			1	25	22.59	
			1	49	22.56	
	680.5	133297	25	0	21.64	
			25	12	21.57	
			25	25	21.68	
			50	0	21.51	
			1	0	22.69	
			1	25	22.65	
	693	133422	1	49	22.64	
			25	0	21.74	
			25	12	21.69	
			25	25	21.59	
			50	0	21.60	
			1	0	22.71	
			1	25	22.64	
			1	49	22.63	
			25	0	21.94	
			25	12	21.96	
			25	25	21.96	
			50	0	21.58	

Modulation	Carrier frequency (MHz)	UL Channel	BW	RB Size	RB Offset	Conducted power (dBm)
64QAM	668	133172	10	1	0	21.51
				1	25	21.64
				1	49	21.51
				25	0	21.51
				25	12	21.50
				25	25	21.64
	680.5	133297		50	0	21.50
				1	0	21.60
				1	25	21.60
				1	49	21.60
				25	0	21.70
				25	12	21.59
	693	133422		25	25	21.60
				50	0	21.59
				1	0	21.58
				1	25	21.58
				1	49	21.69
				25	0	21.57
	25	12		21.69		
	25	25		21.69		
	50	0		21.69		

Modulation	Carrier frequency (MHz)	UL Channel	BW	RB Size	RB Offset	Conducted power (dBm)
QPSK	670.5	133197	15	1	0	23.50
				1	37	23.38
				1	74	23.42
				36	0	22.52
				36	29	22.49
				36	30	22.47
	680.5	133297		75	0	22.52
				1	0	23.31
				1	37	23.38
				1	74	23.34
				36	0	22.59
				36	29	22.58
	690.5	133397		36	30	22.57
				75	0	22.49
				1	0	23.30
				1	37	23.32
				1	74	23.37
				36	0	22.70
16QAM	670.5	133197	36	29	22.65	
			36	30	22.64	
			75	0	22.58	
			1	0	22.34	
			1	37	22.39	
			1	74	22.48	
	680.5	133297	36	0	21.56	
			36	29	21.41	
			36	30	21.51	
			75	0	21.68	
			1	0	22.73	
			1	37	22.78	
	690.5	133397	1	74	22.78	
			36	0	21.43	
			36	29	21.53	
			36	30	21.52	
			75	0	21.56	
			1	0	22.81	
			1	37	22.48	
			1	74	22.55	
			36	0	21.61	
			36	29	21.68	
			36	30	21.68	
			75	0	21.65	

Modulation	Carrier frequency (MHz)	UL Channel	BW	RB Size	RB Offset	Conducted power (dBm)
64QAM	670.5	133197	15	1	0	21.57
				1	37	21.57
				1	74	21.56
				36	0	21.56
				36	29	21.56
				36	30	21.56
				75	0	21.66
	680.5	133297		1	0	21.56
				1	37	21.55
				1	74	21.55
				36	0	21.55
				36	29	21.55
				36	30	21.56
				75	0	21.65
	690.5	133397		1	0	21.65
				1	37	21.65
				1	74	21.65
				36	0	21.64
				36	29	21.64
				36	30	21.64
				75	0	21.64

Modulation	Carrier frequency (MHz)	UL Channel	BW	RB Size	RB Offset	Conducted power (dBm)
QPSK	673	133222	20	1	0	23.20
				1	49	23.16
				1	99	23.31
				50	0	22.44
				50	24	22.58
				50	50	22.57
	100	0		22.54		
	1	0		23.08		
	1	49		23.25		
	1	99		23.21		
	50	0		22.49		
	50	24		22.59		
	50	50		22.58		
	100	0		22.47		
	1	0		23.38		
	1	49		23.34		
	1	99		23.42		
	50	0		22.59		
50	24	22.53				
50	50	22.52				
100	0	22.52				
16QAM	673	133222	1	0	23.24	
			1	49	23.49	
			1	99	23.06	
			50	0	21.60	
			50	24	21.53	
			50	50	21.53	
	100	0	21.63			
	1	0	22.91			
	1	49	23.26			
	1	99	23.26			
	50	0	21.53			
	50	24	21.57			
	50	50	21.57			
	100	0	21.57			
	1	0	23.36			
	1	49	23.05			
	1	99	23.04			
	50	0	21.61			
50	24	21.68				
50	50	21.68				
100	0	21.71				

Modulation	Carrier frequency (MHz)	UL Channel	BW	RB Size	RB Offset	Conducted power (dBm)
64QAM	673	133222	20	1	0	21.62
				1	49	21.62
				1	99	21.62
				50	0	21.61
				50	24	21.61
				50	50	21.60
				100	0	21.59
	680.5	133322		1	0	21.57
				1	49	21.66
				1	99	21.66
				50	0	21.66
				50	24	21.66
				50	50	21.66
				100	0	21.65
	688	133372		1	0	21.71
				1	49	21.71
				1	99	21.70
				50	0	21.70
				50	24	21.70
				50	50	21.70
				100	0	21.70



## 2 Occupied Bandwidth

Band	Carrier frequency (MHz)	Channel	BW (MHz)	RB Size	RB Offset	Bandwidth of 99% Power (MHz)					
						QPSK		16-QAM		64-QAM	
71	665.5	133147	5	25	0	4.472	Fig.1	4.472	Fig.2	4.472	Fig.3
	680.5	133297		25	0	4.472	Fig.4	4.493	Fig.5	4.472	Fig.6
	695.5	133447		25	0	4.472	Fig.7	4.472	Fig.8	4.472	Fig.9
	668	133172	10	50	0	8.944	Fig.10	8.944	Fig.11	8.944	Fig.12
	680.5	133297		50	0	8.944	Fig.13	8.944	Fig.14	8.944	Fig.15
	693	133422		50	0	8.944	Fig.16	8.987	Fig.17	8.944	Fig.18
	670.5	133197	15	75	0	13.415	Fig.19	13.546	Fig.20	13.415	Fig.21
	680.5	133297		75	0	13.415	Fig.22	13.415	Fig.23	13.415	Fig.24
	690.5	133397		75	0	13.415	Fig.25	13.415	Fig.26	13.415	Fig.27
	673	133222	20	100	0	17.800	Fig.28	17.800	Fig.29	17.800	Fig.30
	680.5	133297		100	0	17.887	Fig.31	17.800	Fig.32	17.800	Fig.33
	688	133372		100	0	17.887	Fig.34	17.800	Fig.35	17.887	Fig.36

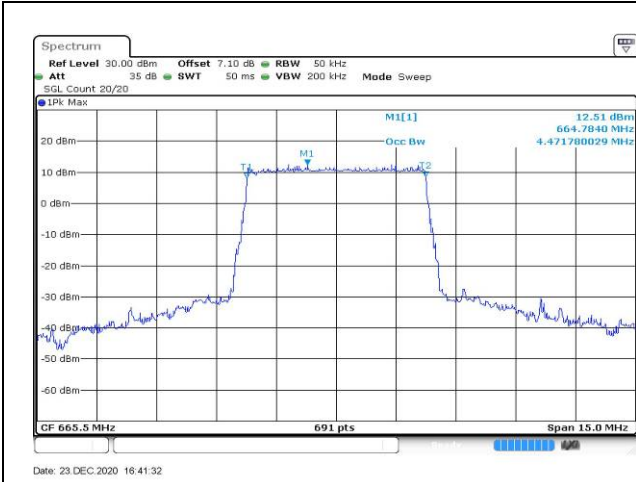


Fig.1

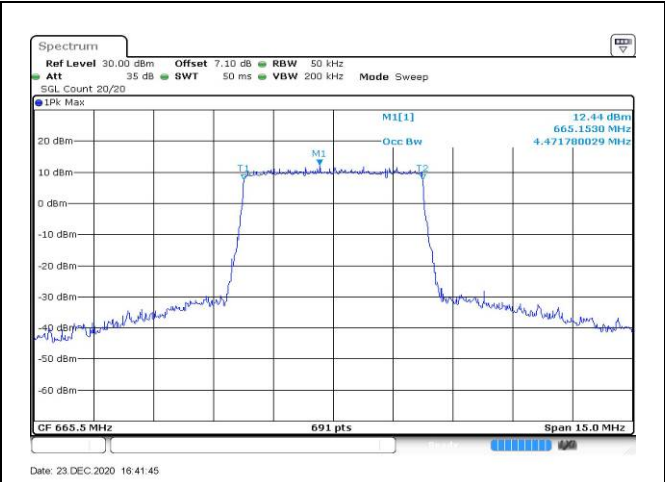


Fig.2

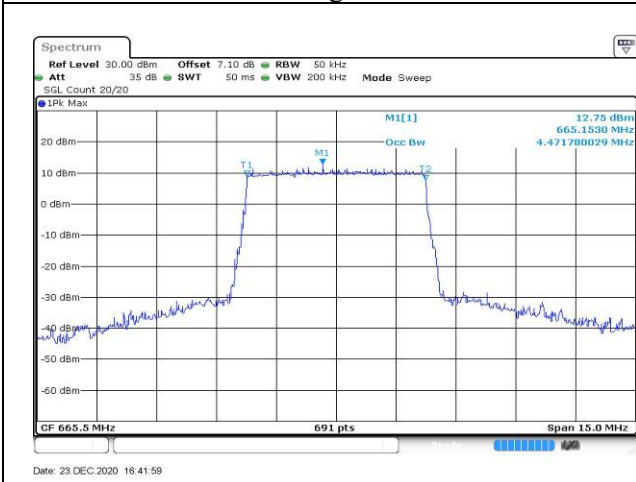


Fig.3

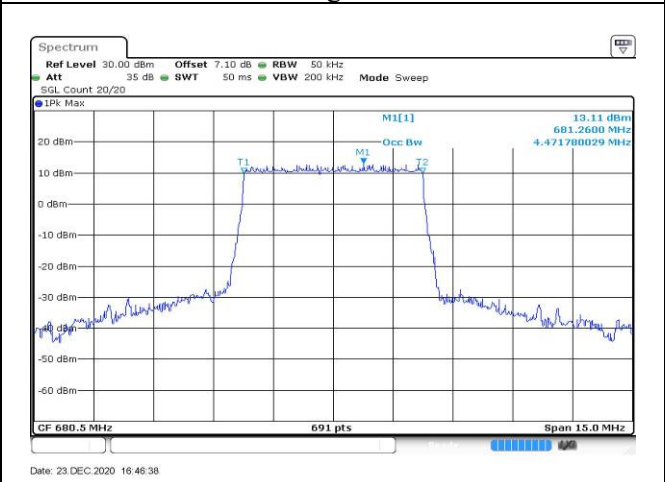


Fig.4

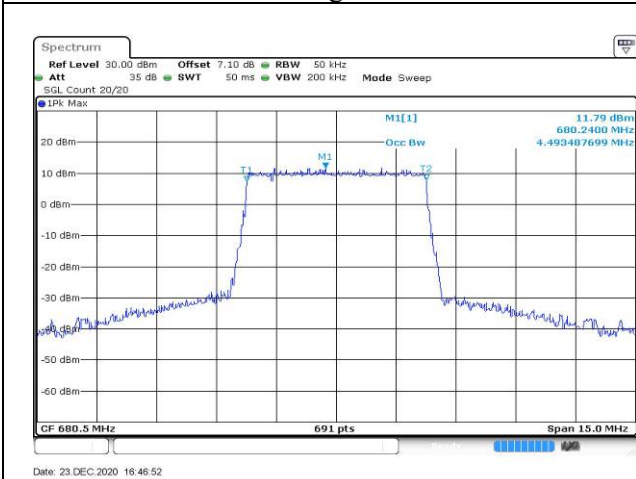


Fig.5

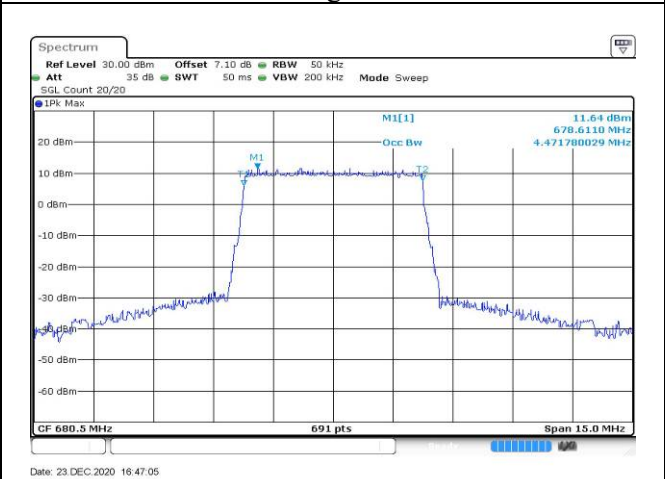


Fig.6

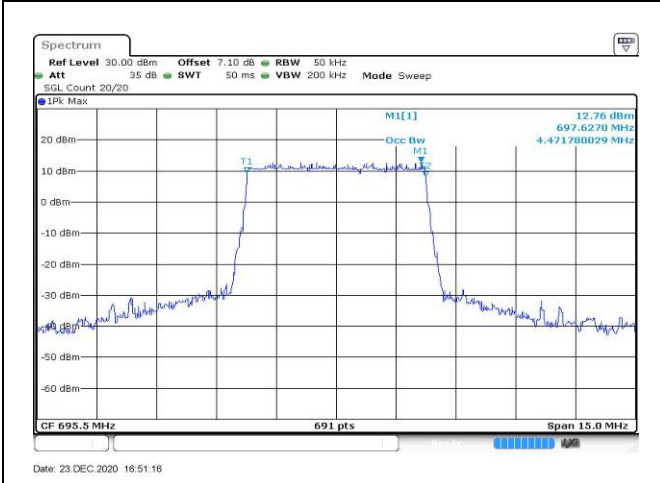


Fig.7

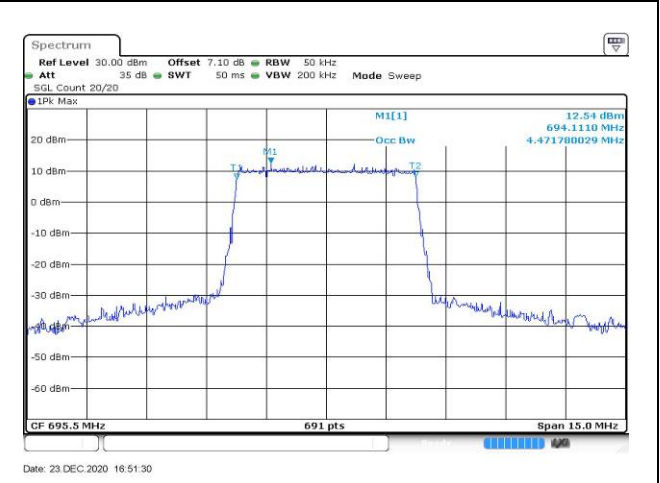


Fig.8

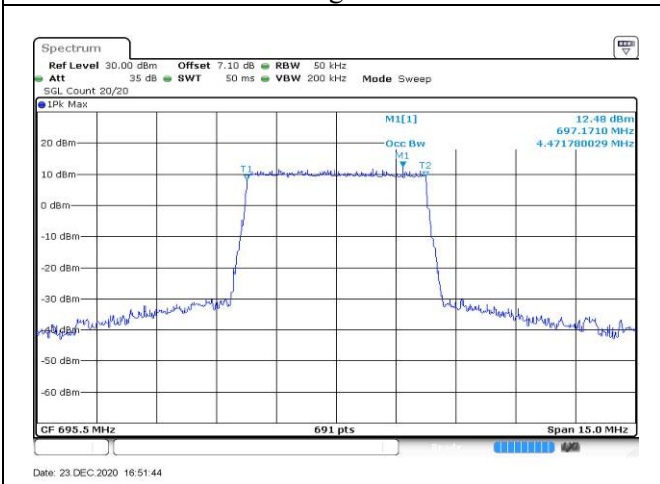


Fig.9

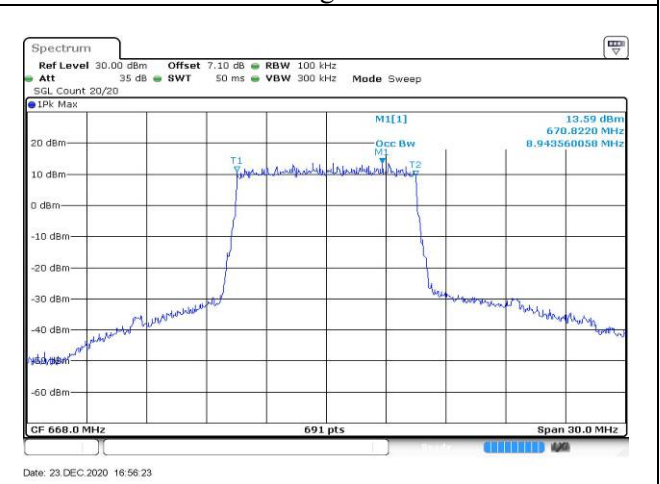


Fig.10

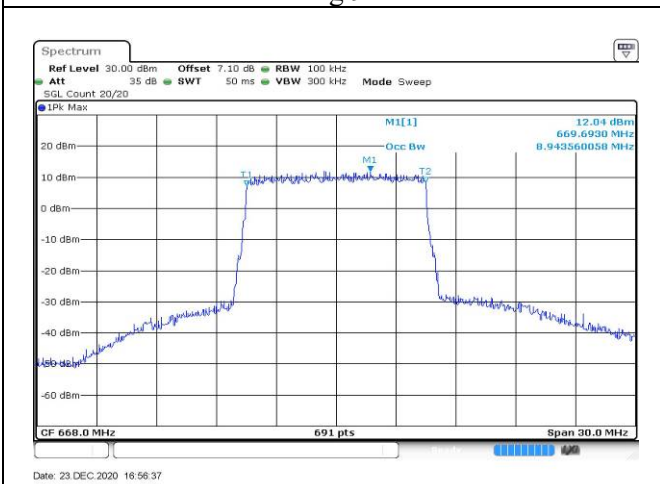


Fig.11

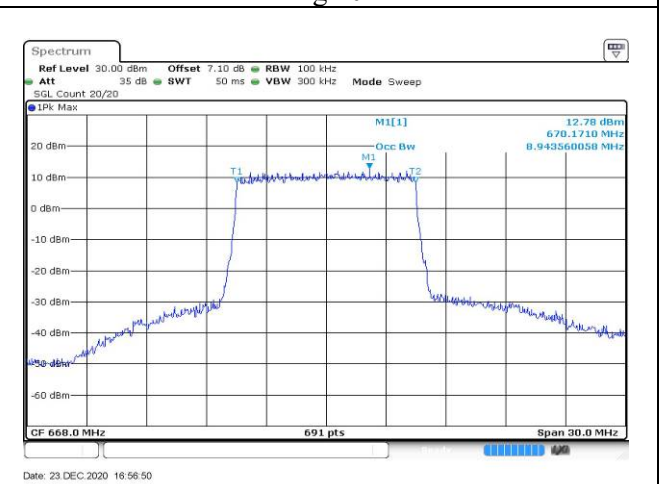


Fig.12

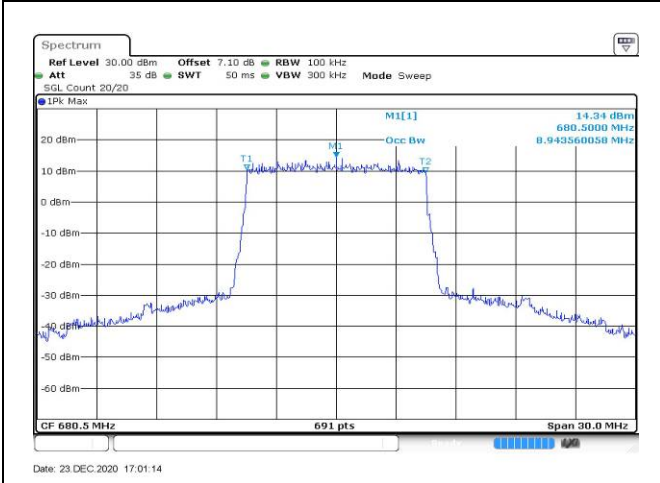


Fig.13

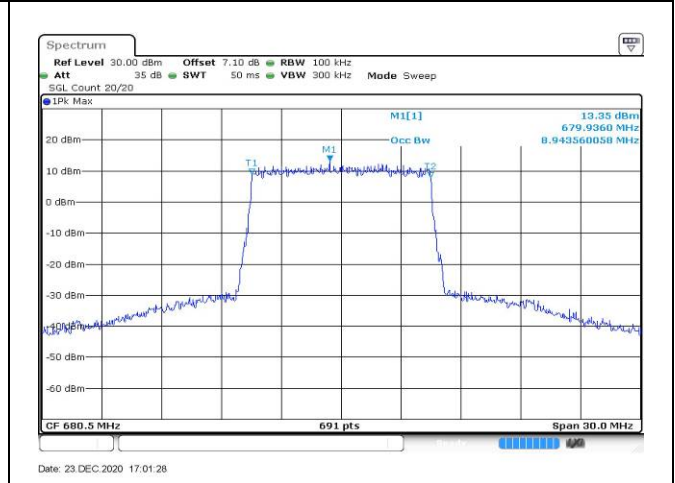


Fig.14

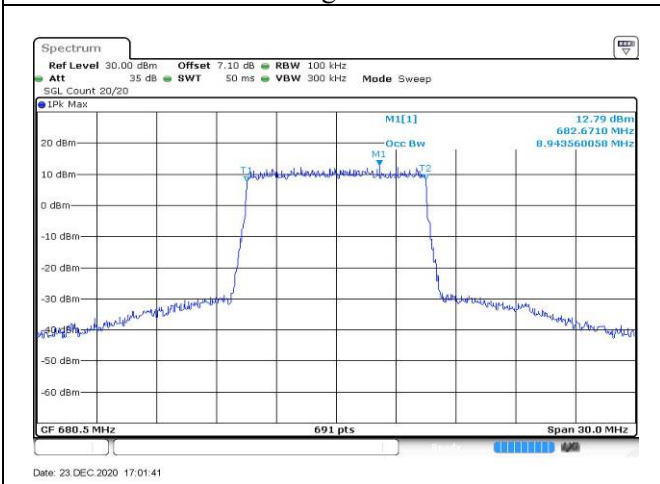


Fig.15

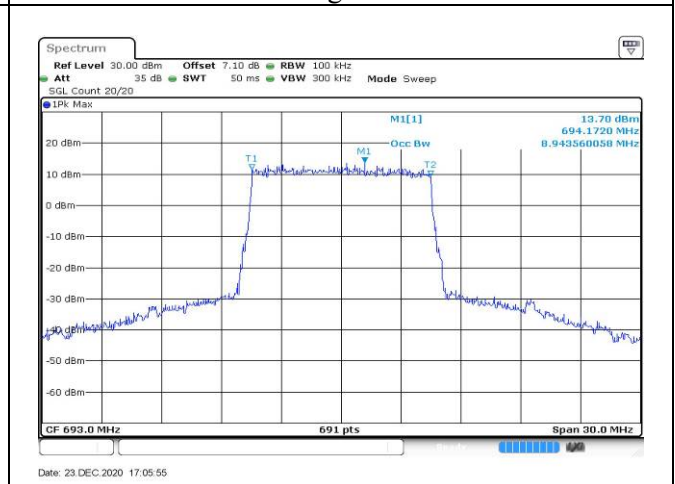


Fig.16

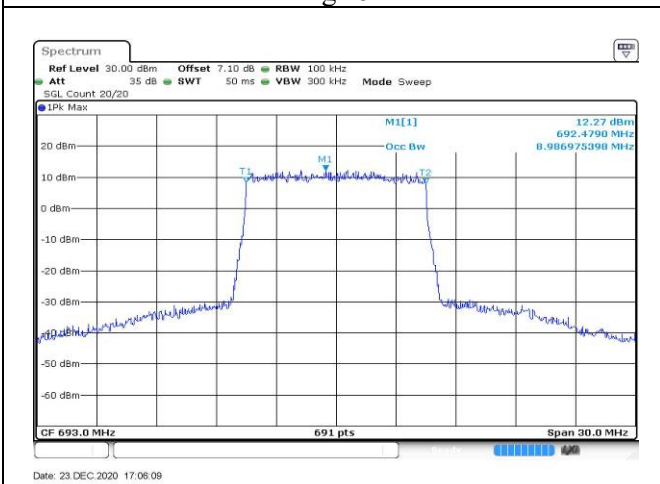


Fig.17

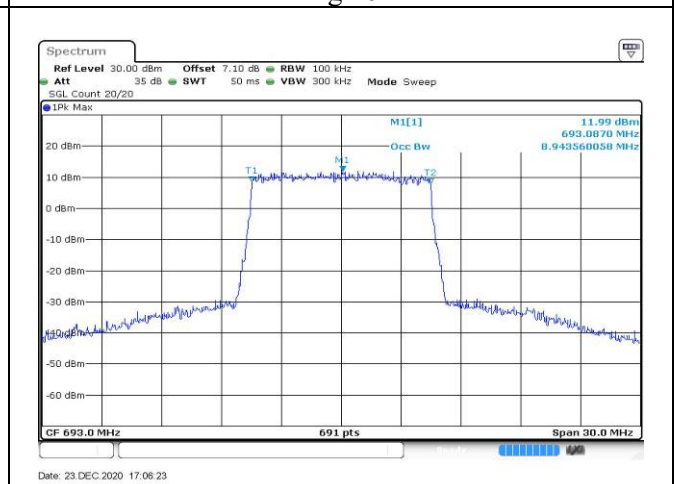


Fig.18

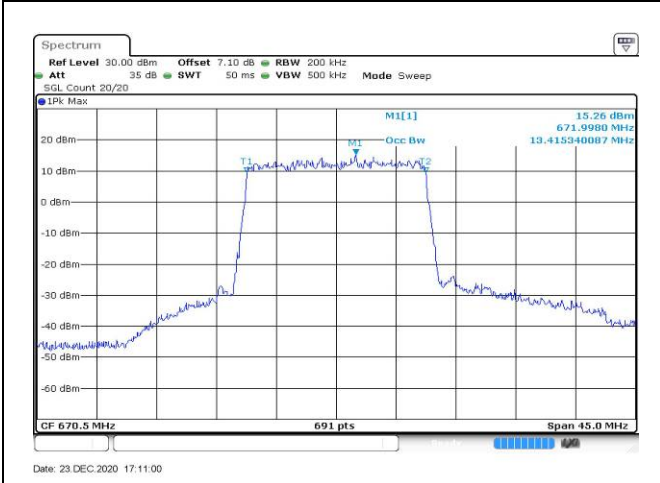


Fig.19

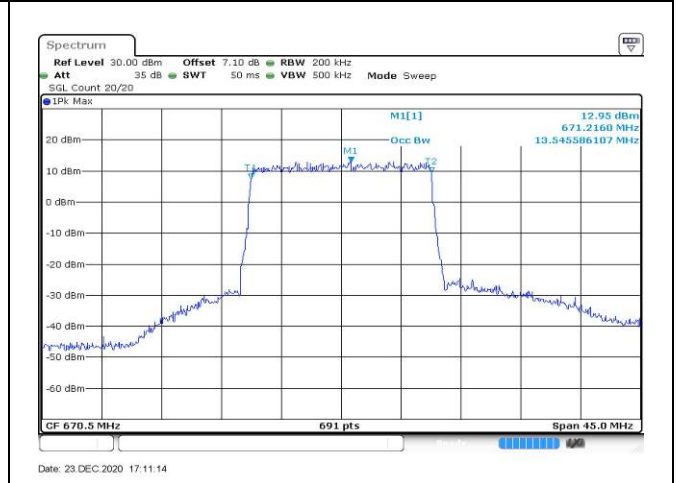


Fig.20

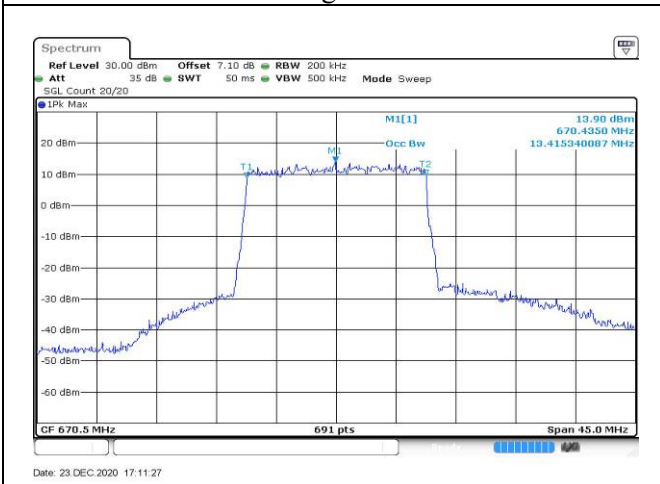


Fig.21

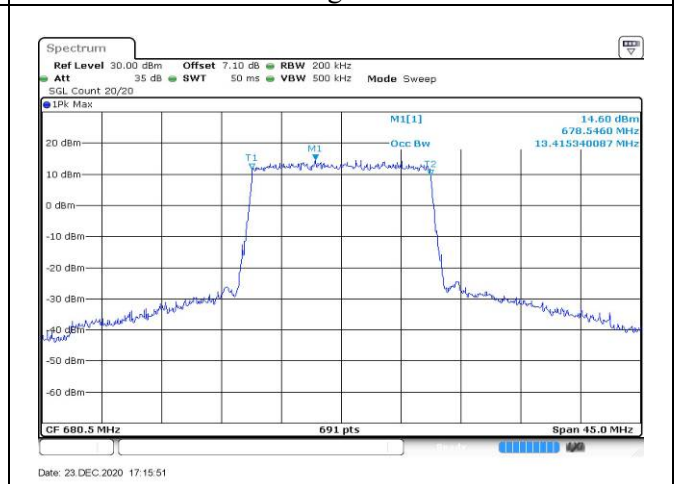


Fig.22

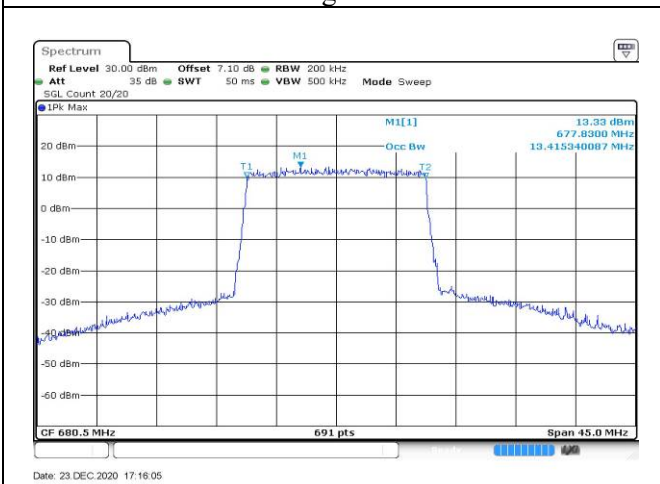


Fig.23

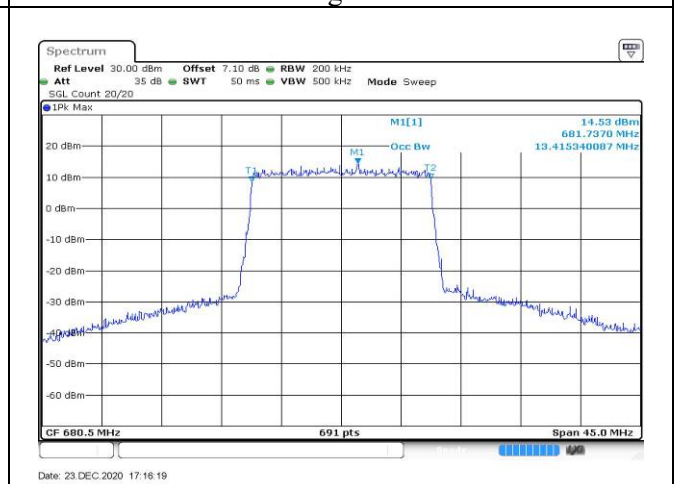


Fig.24

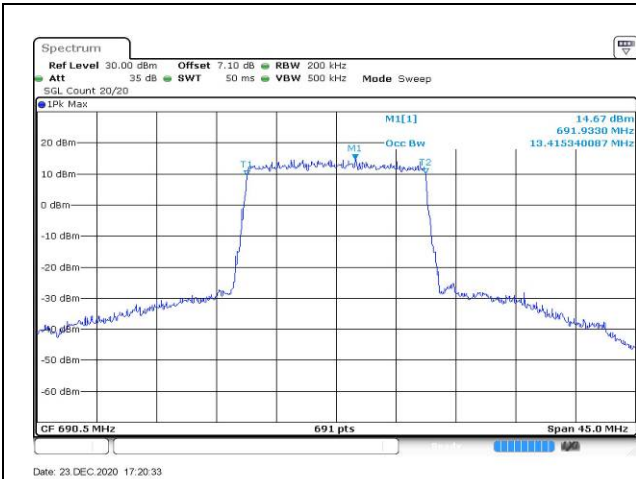


Fig.25

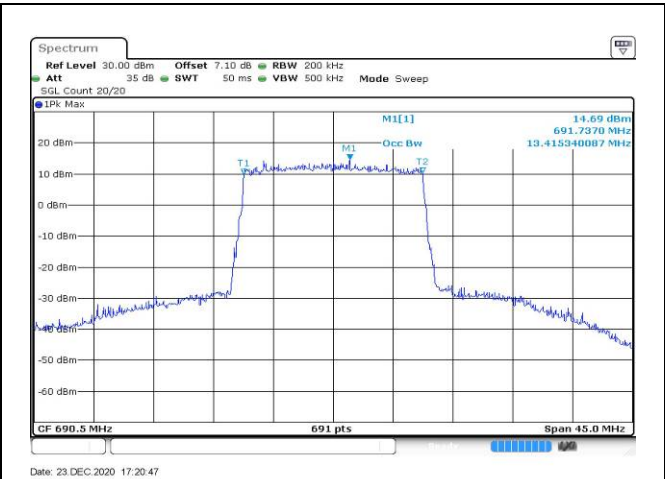


Fig.26

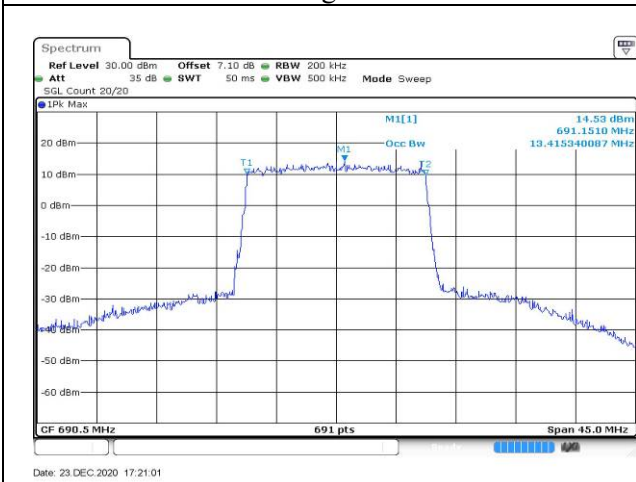


Fig.27

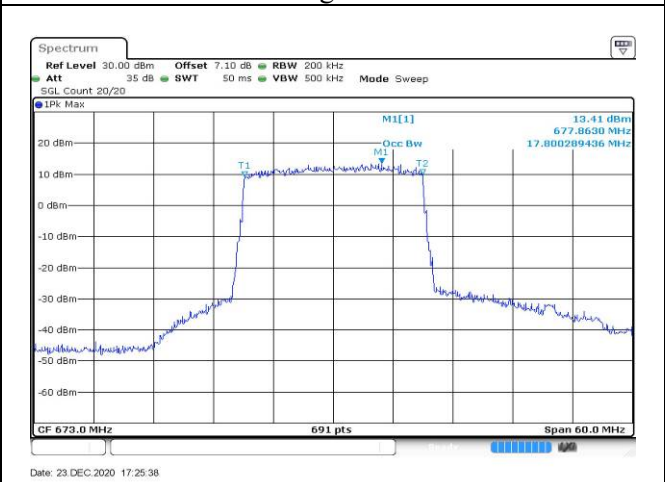


Fig.28

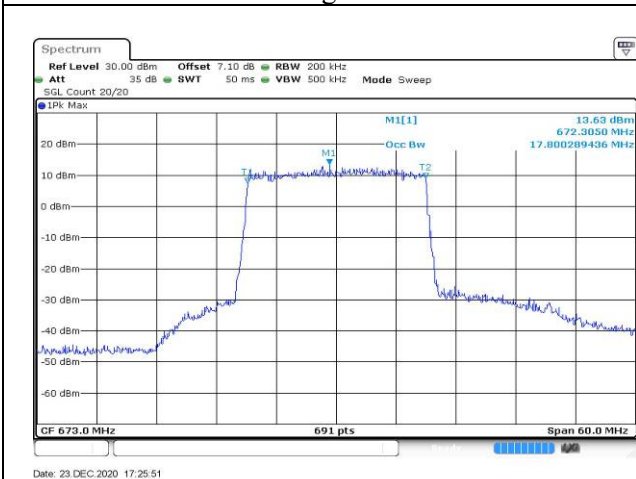


Fig.29

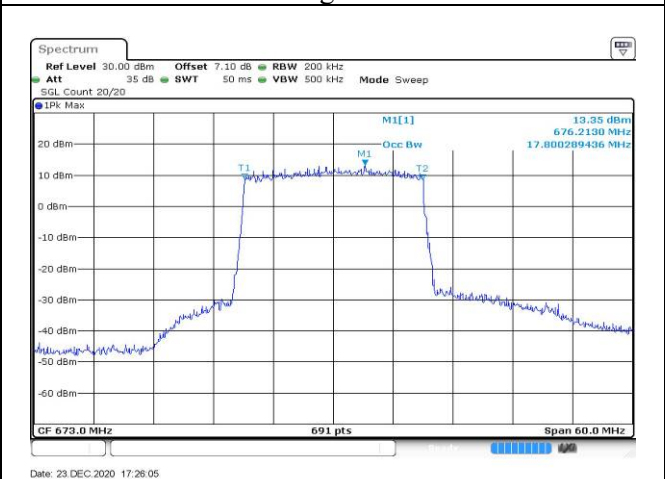


Fig.30

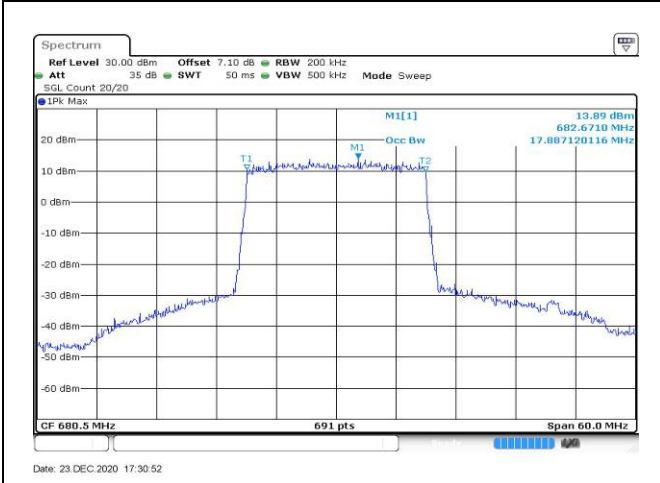


Fig.31

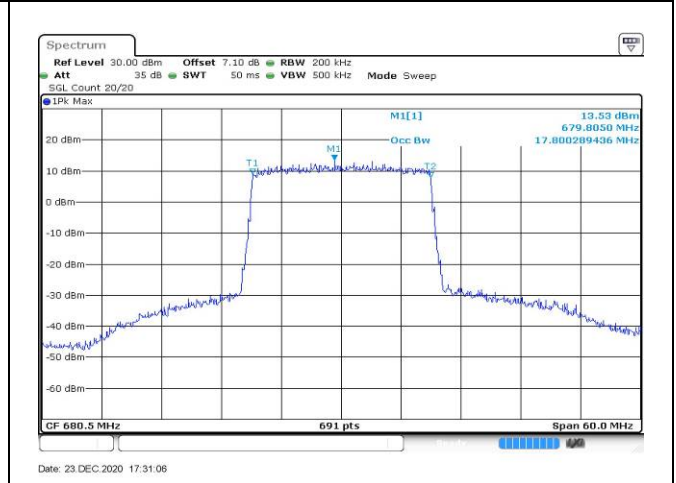


Fig.32

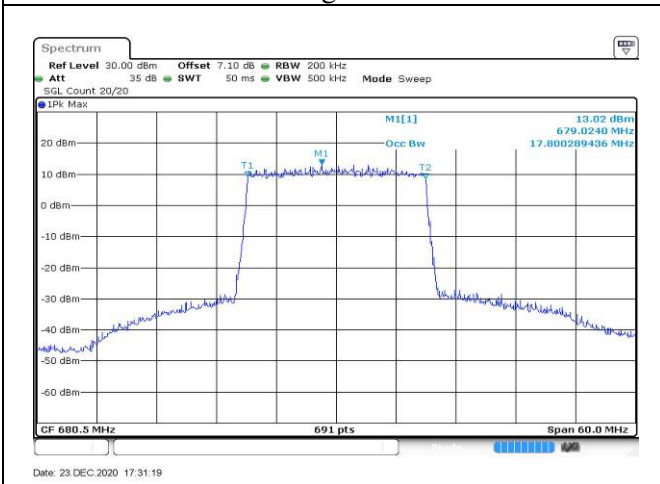


Fig.33

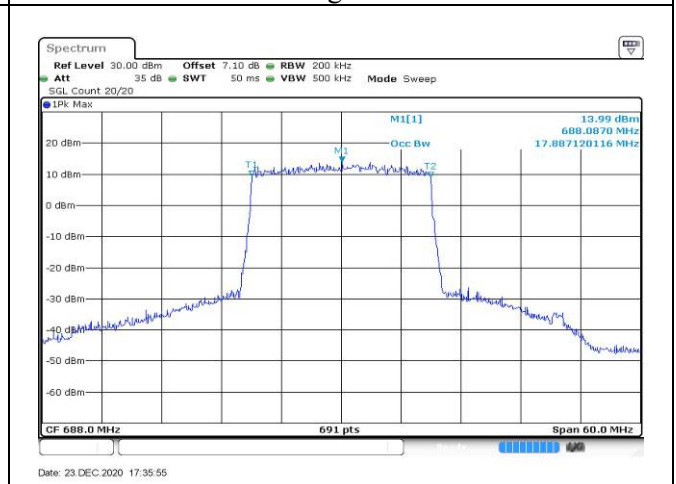


Fig.34

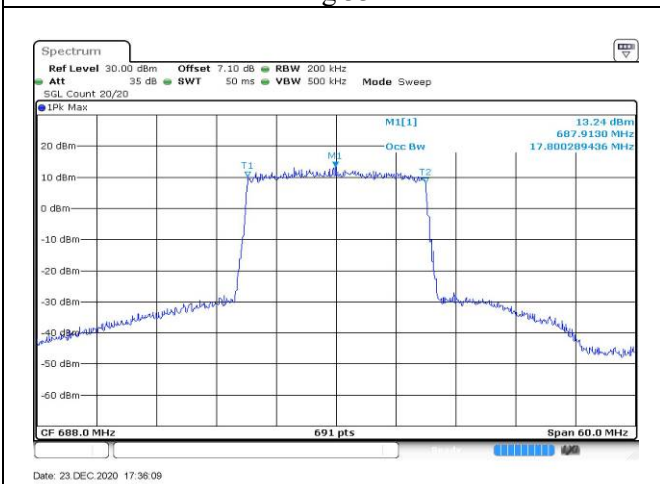


Fig.35

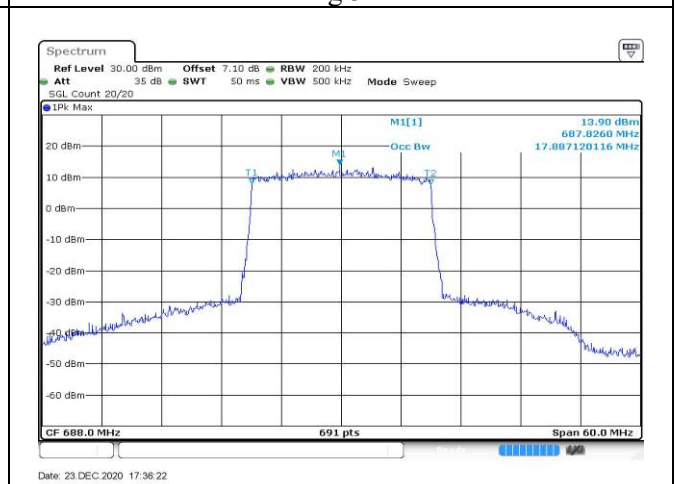


Fig.36

### 3 Emission Bandwidth

Band	Carrier frequency (MHz)	Channel	BW (MHz)	RB Size	RB Offset	Bandwidth of -26dB transmitter power (MHz)					
						QPSK		16-QAM		64-QAM	
71	665.5	133147	5	25	0	4.884	Fig.1	4.797	Fig.2	4.841	Fig.3
	680.5	133297		25	0	4.906	Fig.4	4.928	Fig.5	4.906	Fig.6
	695.5	133447		25	0	4.928	Fig.7	4.949	Fig.8	4.884	Fig.9
	668	133172	10	50	0	9.638	Fig.10	9.682	Fig.11	9.595	Fig.12
	680.5	133297		50	0	9.595	Fig.13	9.682	Fig.14	9.551	Fig.15
	693	133422		50	0	9.638	Fig.16	9.638	Fig.17	9.682	Fig.18
	670.5	133197	15	75	0	14.653	Fig.19	14.522	Fig.20	14.327	Fig.21
	680.5	133297		75	0	14.457	Fig.22	14.457	Fig.23	14.457	Fig.24
	690.5	133397		75	0	14.522	Fig.25	14.392	Fig.26	14.457	Fig.27
	673	133222	20	100	0	19.016	Fig.28	18.929	Fig.29	19.016	Fig.30
	680.5	133297		100	0	19.103	Fig.31	18.929	Fig.32	19.190	Fig.33
	688	133372		100	0	19.190	Fig.34	19.103	Fig.35	18.929	Fig.36



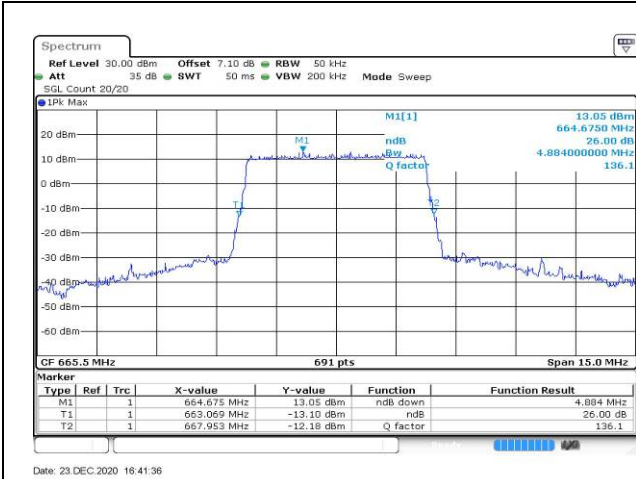


Fig.1

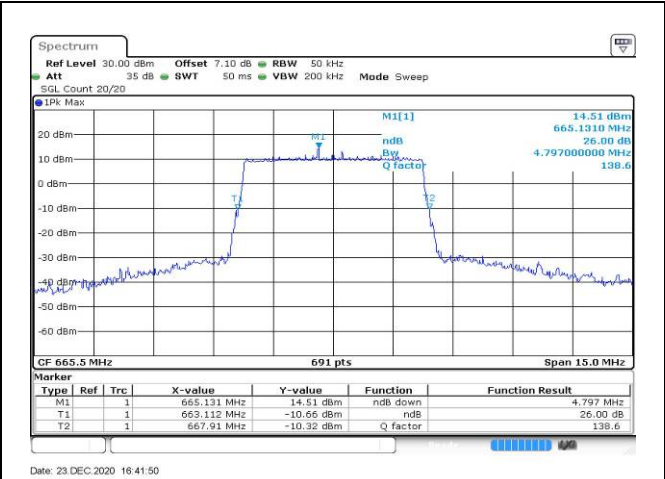


Fig.2

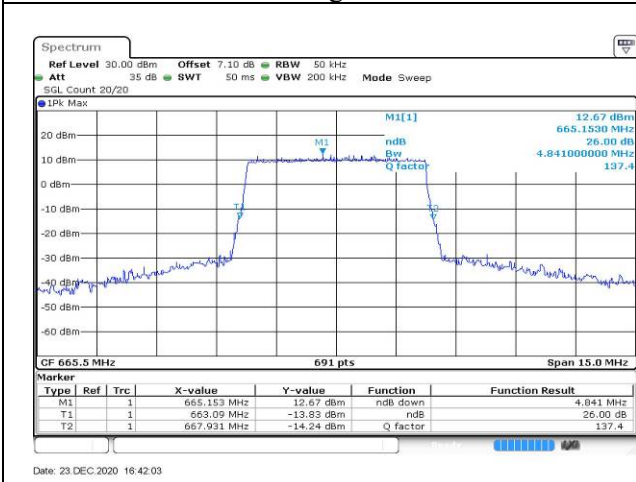


Fig.3

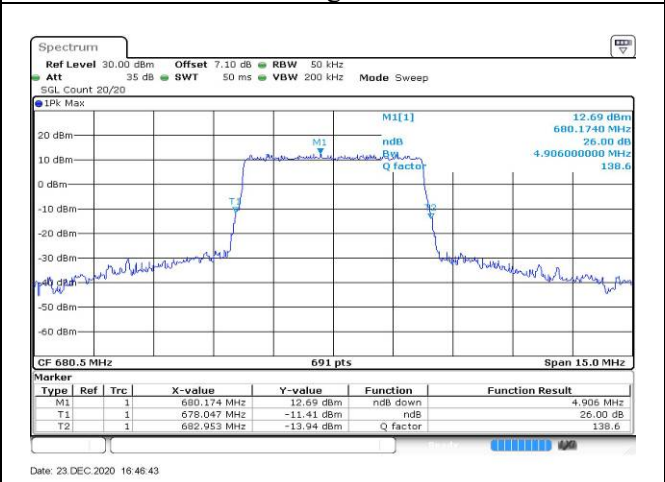


Fig.4

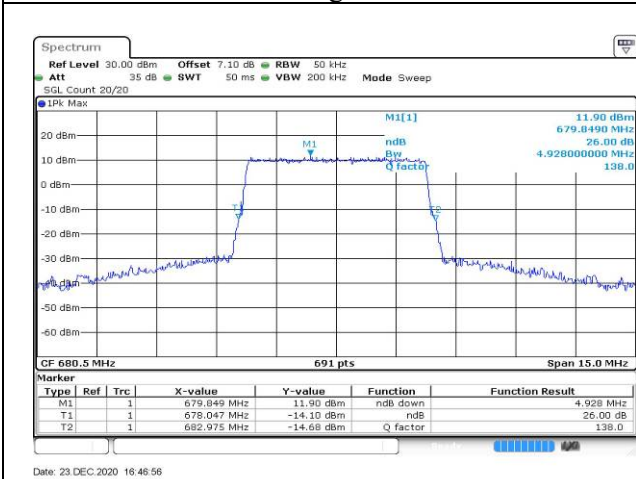


Fig.5

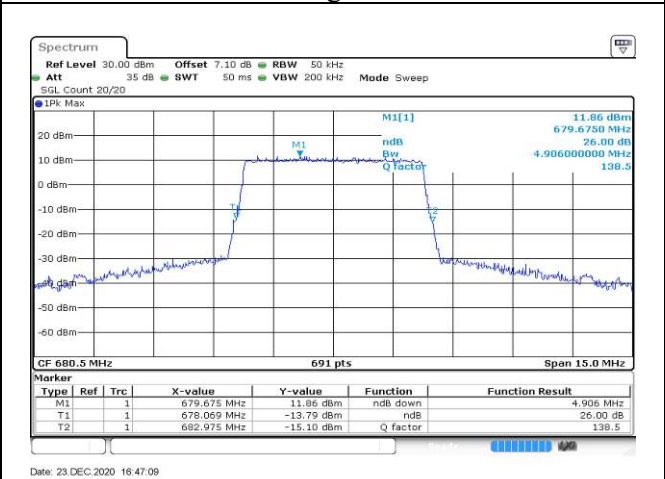


Fig.6

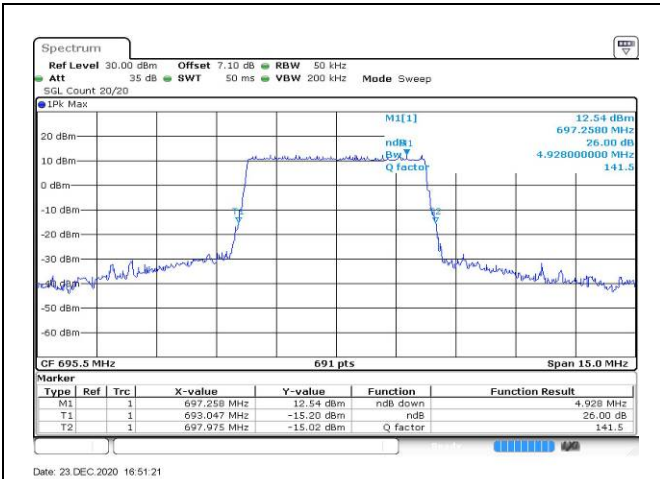


Fig.7

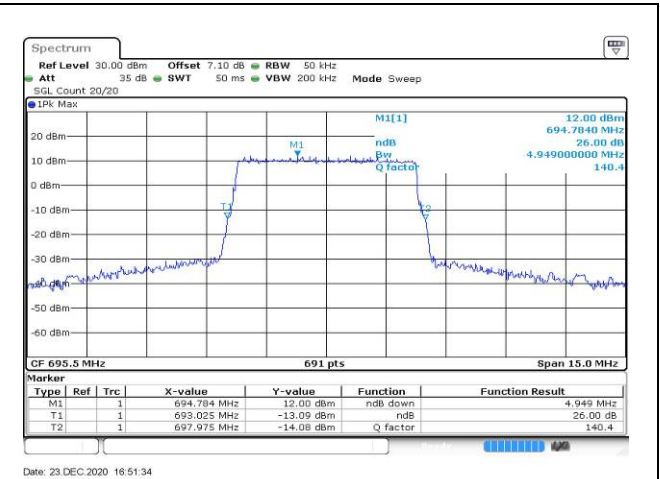


Fig.8

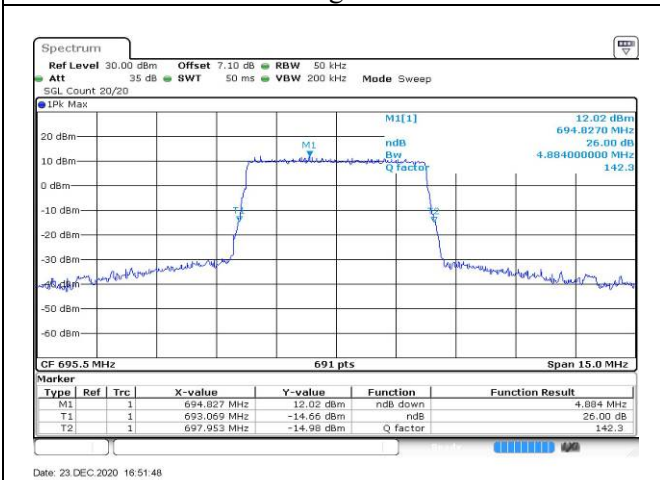


Fig.9

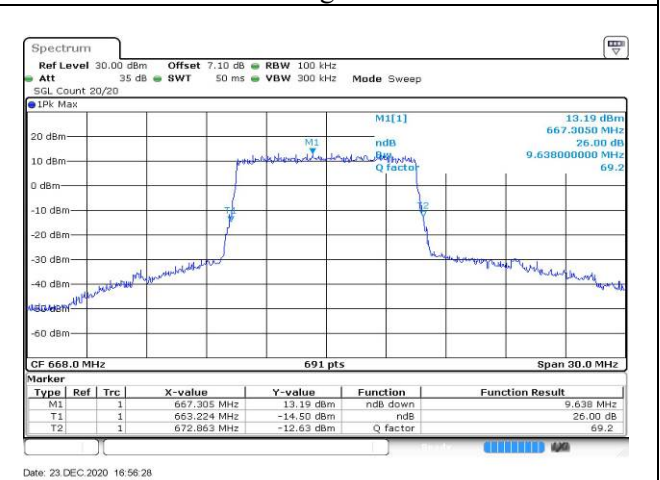


Fig.10

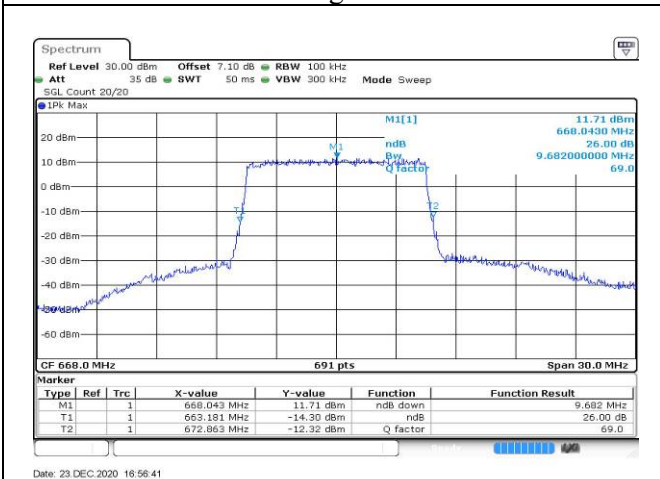


Fig.11

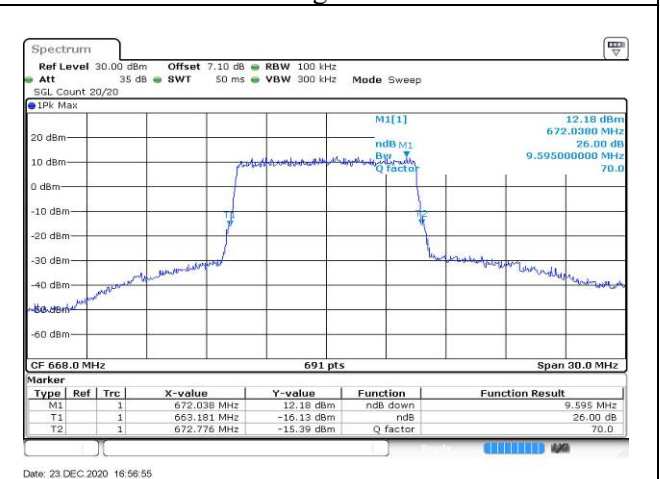


Fig.12

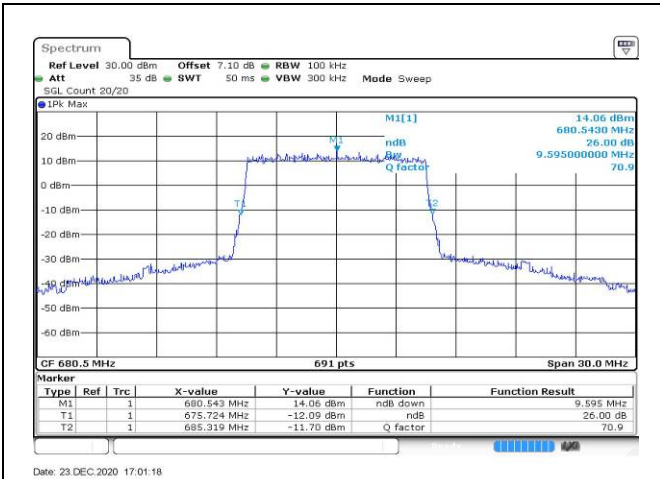


Fig.13

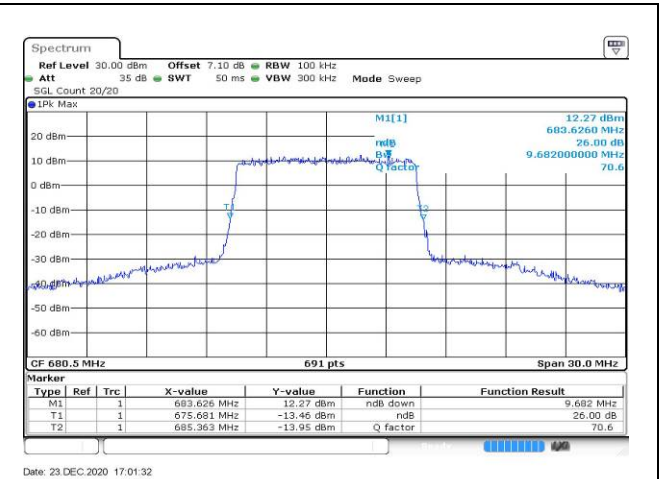


Fig.14

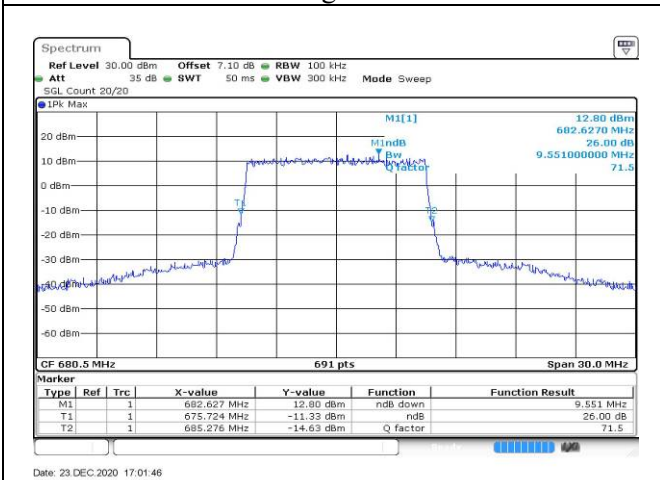


Fig.15

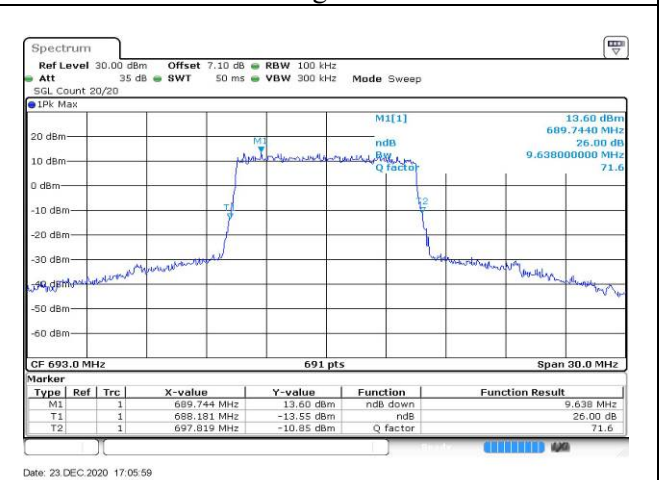


Fig.16

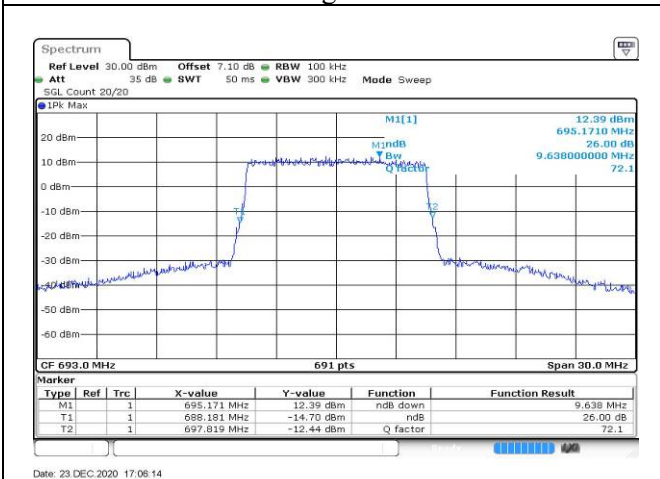


Fig.17

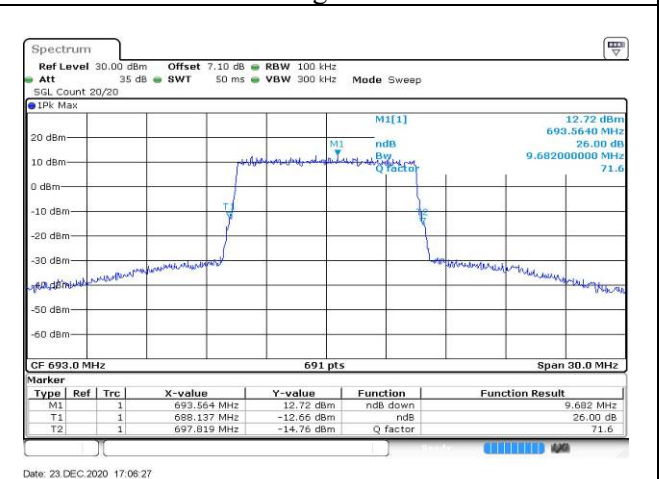


Fig.18

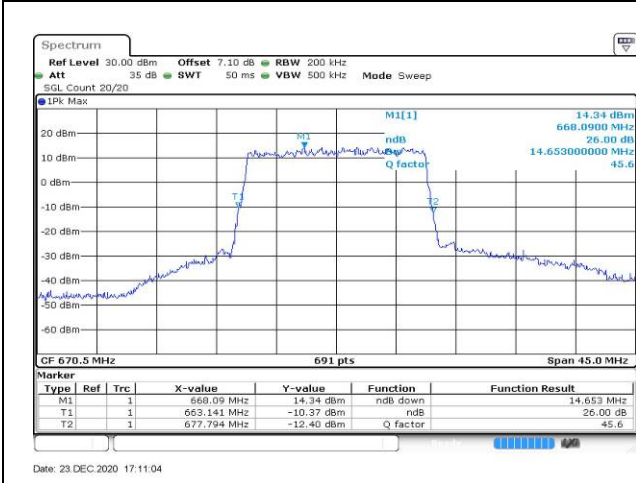


Fig.19

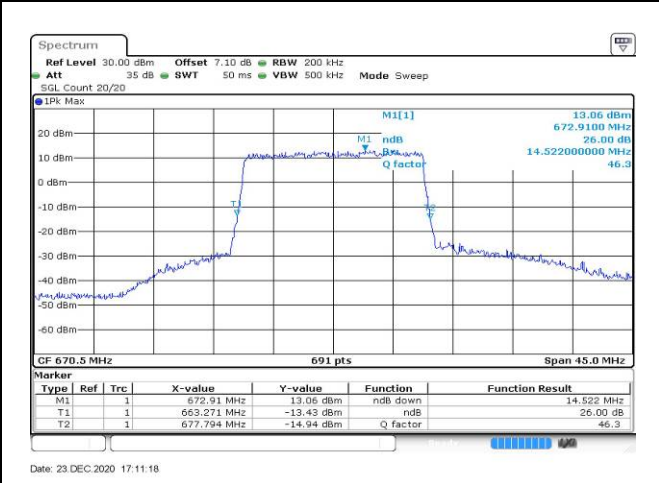


Fig.20

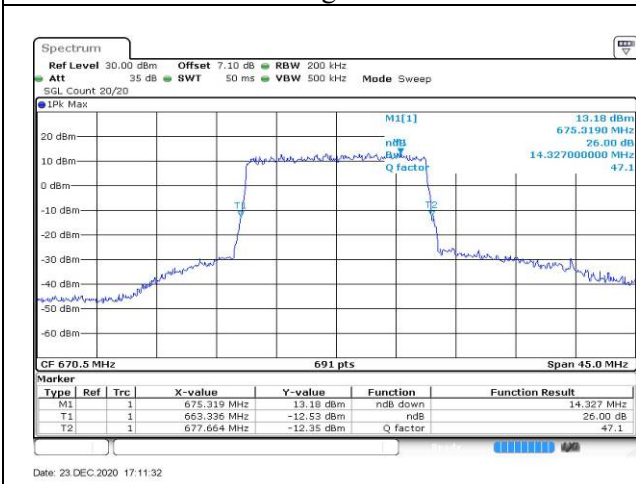


Fig.21

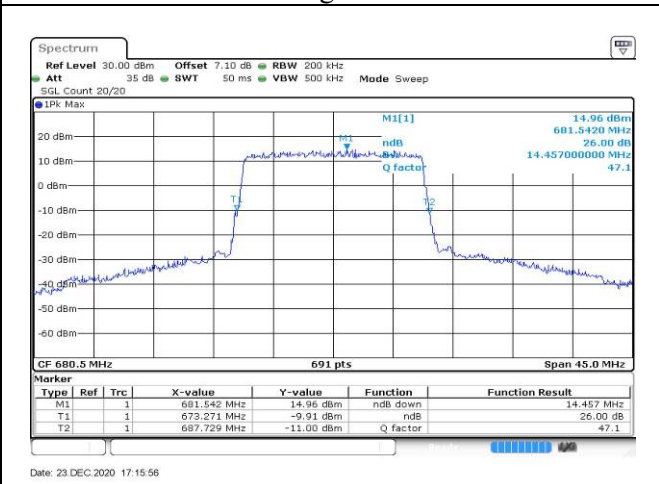


Fig.22

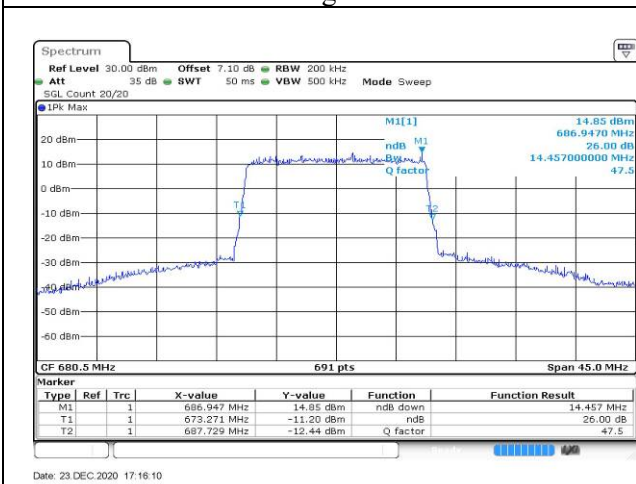


Fig.23

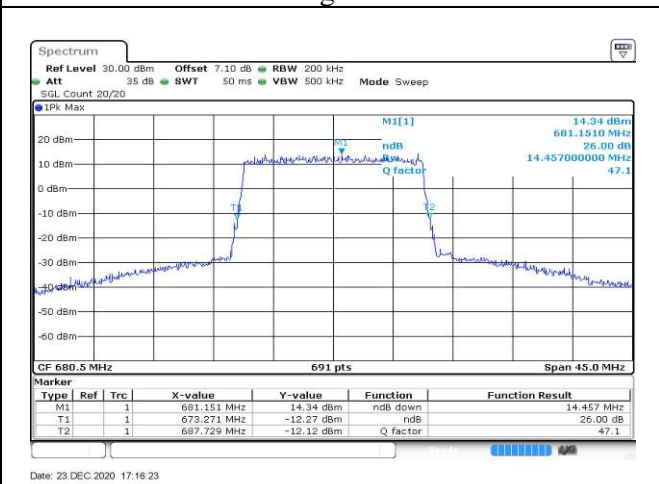


Fig.24

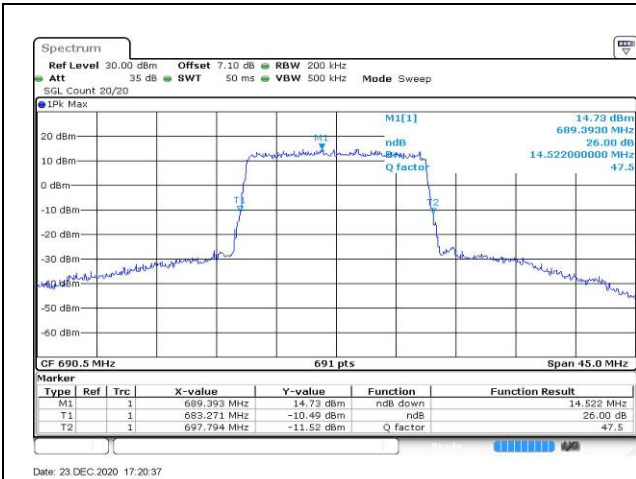


Fig.25

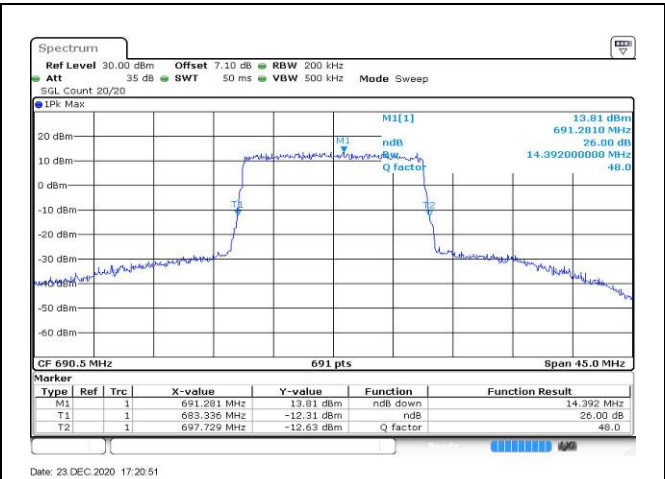


Fig.26

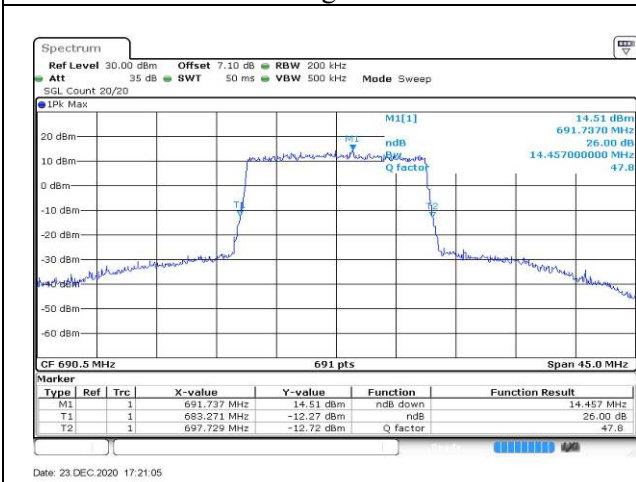


Fig.27

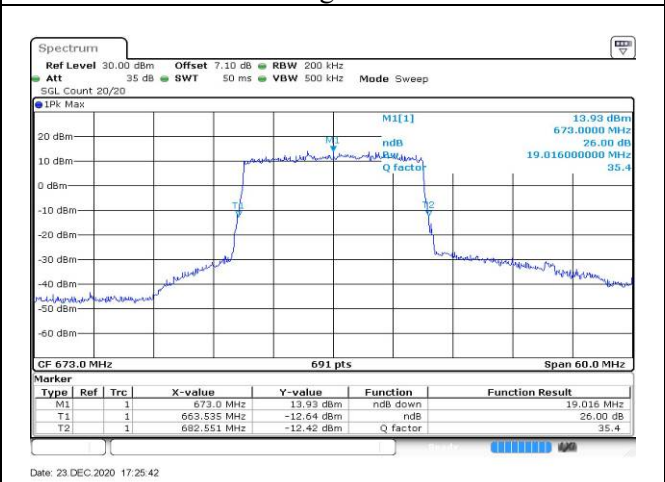


Fig.28

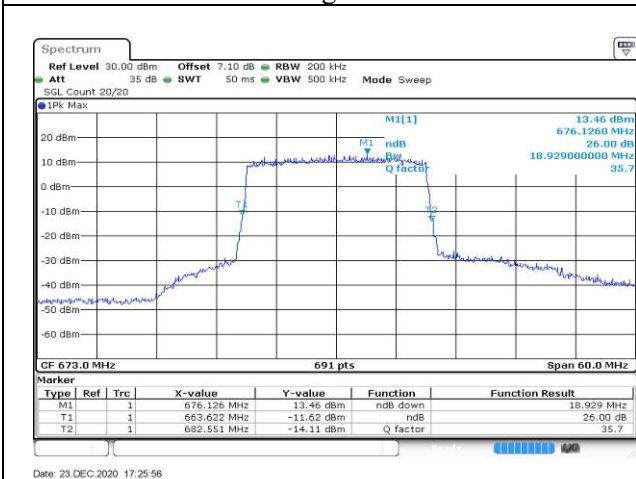


Fig.29

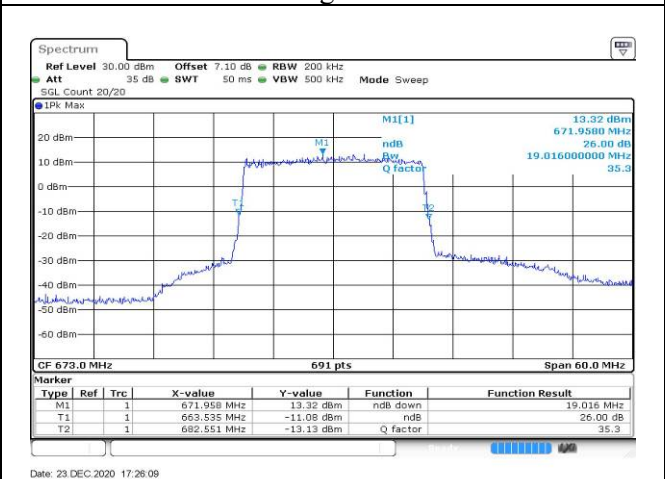


Fig.30

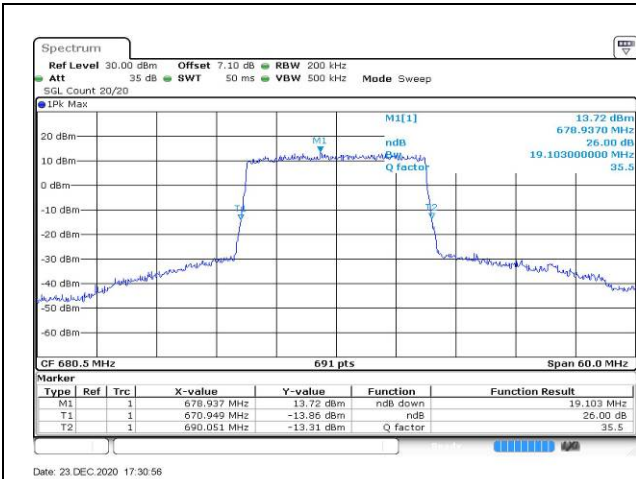


Fig.31

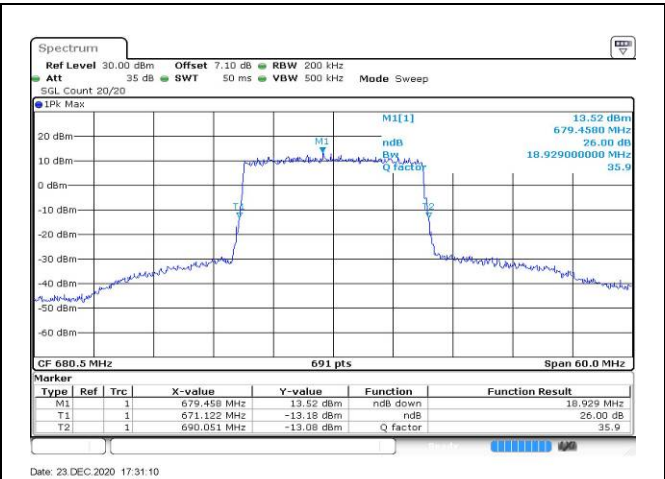


Fig.32

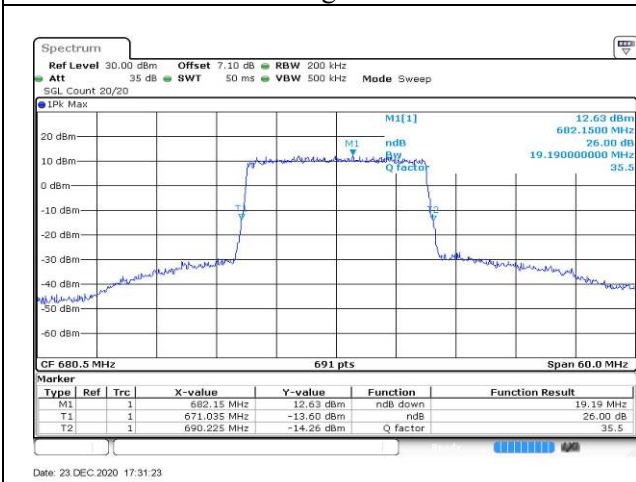


Fig.33

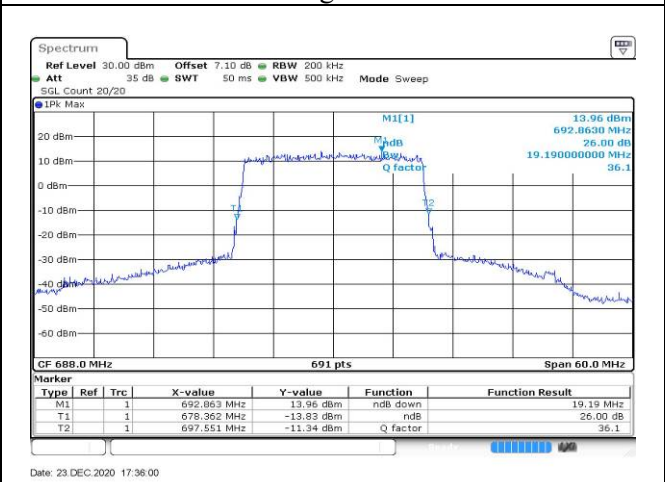


Fig.34

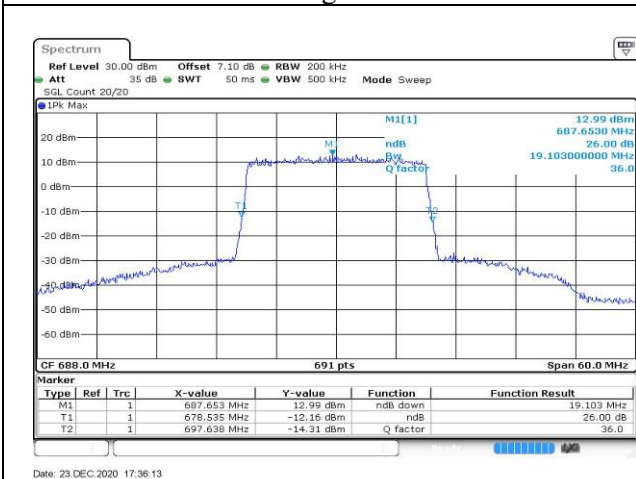


Fig.35

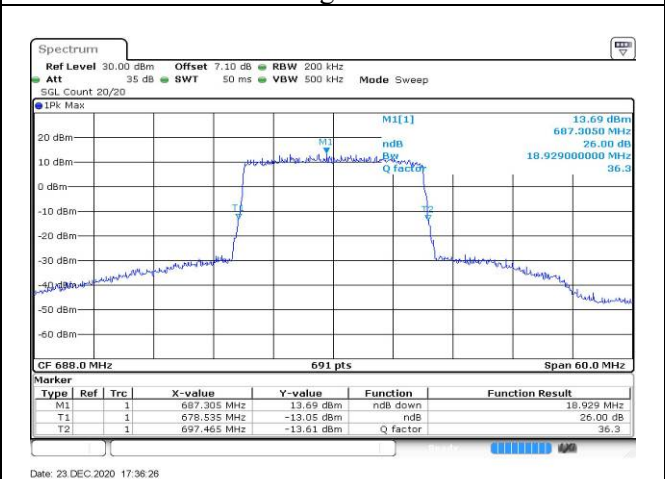


Fig.36

#### 4 Peak-Average Ratio

Band	Carrier frequency (MHz)	Channel	BW (MHz)	RB Size	RB Offset	QPSK	16-QAM	64-QAM
71	665.5	133147	5	1	24	Fig.1	Fig.2	Fig.3
	665.5	133147		25	0	Fig.4	Fig.5	Fig.6
	680.5	133297		1	24	Fig.7	Fig.8	Fig.9
	680.5	133297		25	0	Fig.10	Fig.11	Fig.12
	695.5	133447		1	24	Fig.13	Fig.14	Fig.15
	695.5	133447		25	0	Fig.16	Fig.17	Fig.18
	668	133172	10	1	49	Fig.19	Fig.20	Fig.21
	668	133172		50	0	Fig.22	Fig.23	Fig.24
	680.5	133297		1	49	Fig.25	Fig.26	Fig.27
	680.5	133297		50	0	Fig.28	Fig.29	Fig.30
	693	133422		1	49	Fig.31	Fig.32	Fig.33
	693	133422		50	0	Fig.34	Fig.35	Fig.36
	670.5	133197	15	1	74	Fig.37	Fig.38	Fig.39
	670.5	133197		75	0	Fig.40	Fig.41	Fig.42
	680.5	133297		1	74	Fig.43	Fig.44	Fig.45
	680.5	133297		75	0	Fig.46	Fig.47	Fig.48
	690.5	133397		1	74	Fig.49	Fig.50	Fig.51
	690.5	133397		75	0	Fig.52	Fig.53	Fig.54
	673	133222	20	1	99	Fig.55	Fig.56	Fig.57
	673	133222		100	0	Fig.58	Fig.59	Fig.60
680.5	133297	1		99	Fig.61	Fig.62	Fig.63	
680.5	133297	100		0	Fig.64	Fig.65	Fig.66	
688	133372	1		99	Fig.67	Fig.68	Fig.69	
688	133372	100		0	Fig.70	Fig.71	Fig.72	

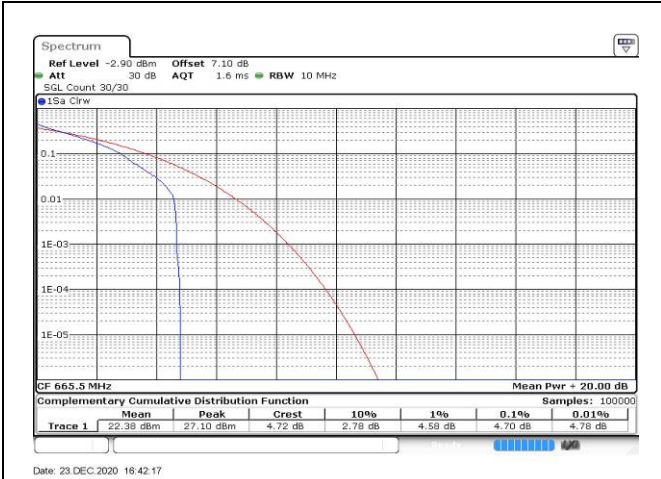


Fig.1

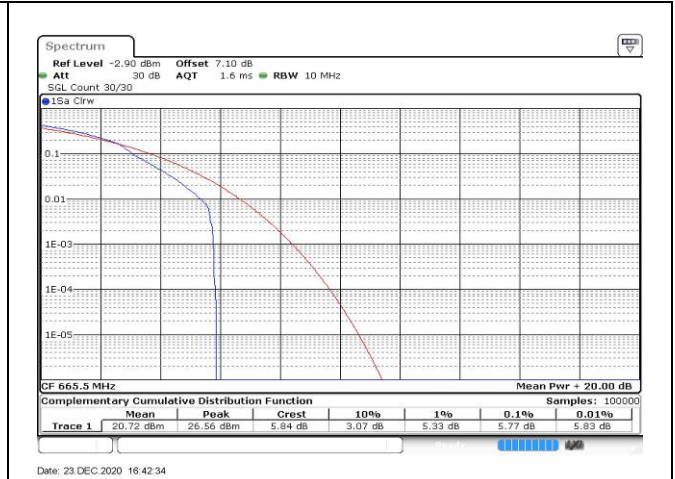


Fig.2

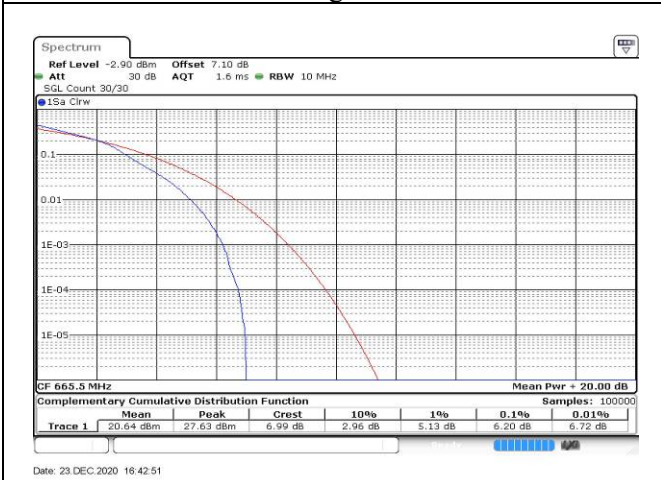


Fig.3

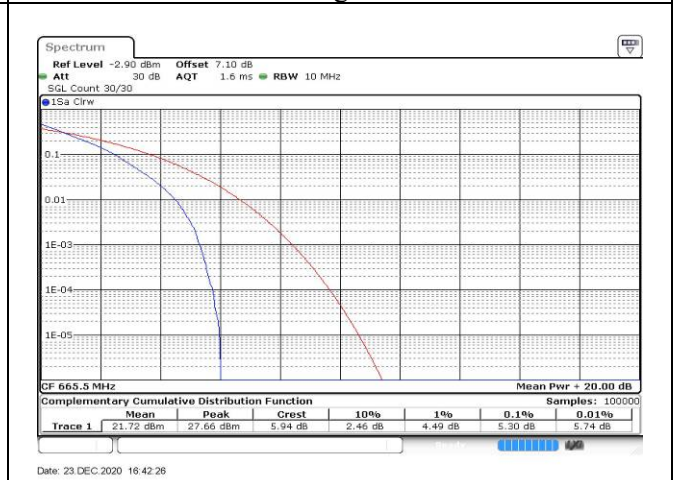


Fig.4



Fig.5

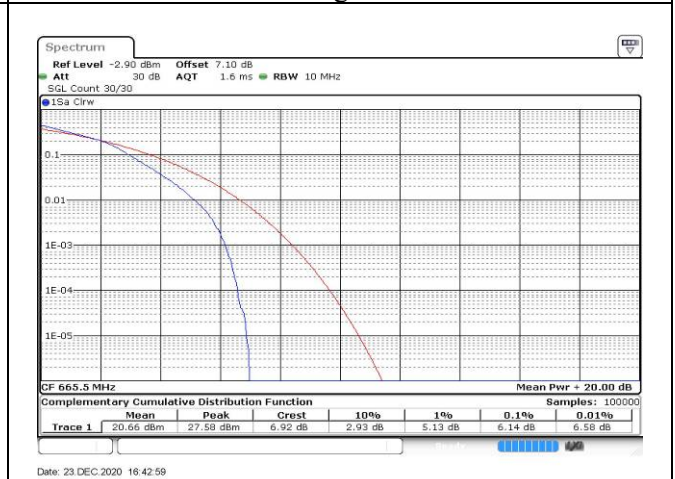


Fig.6



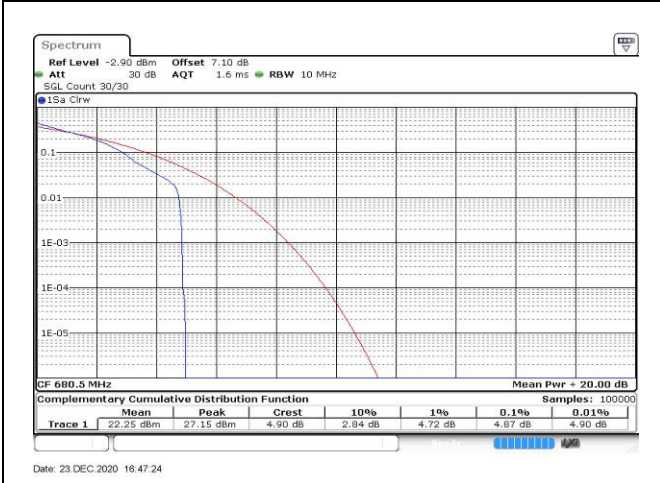


Fig.7

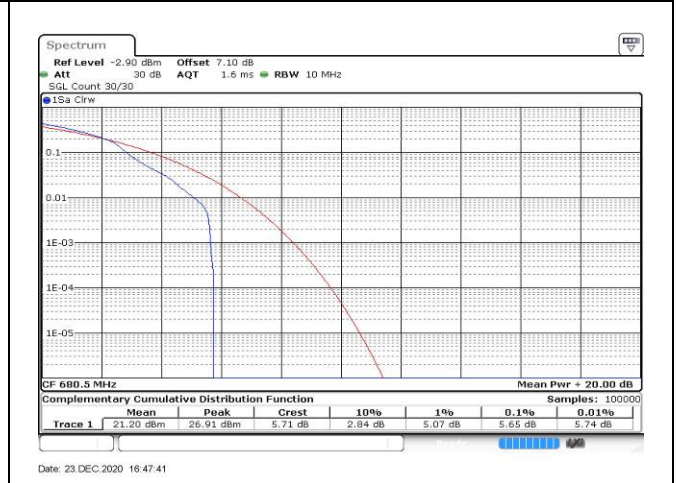


Fig.8

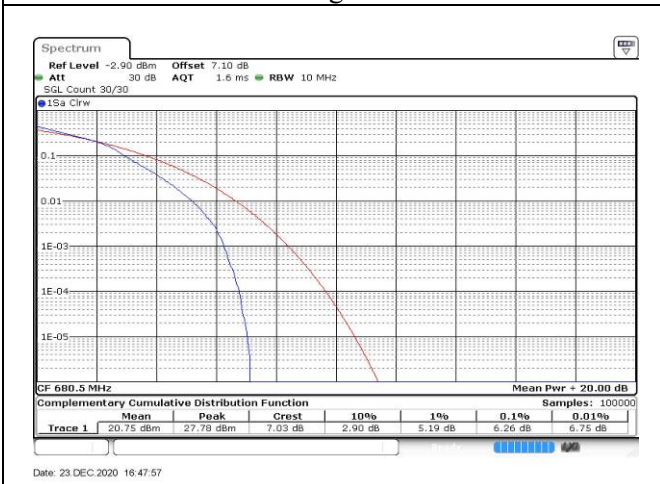


Fig.9

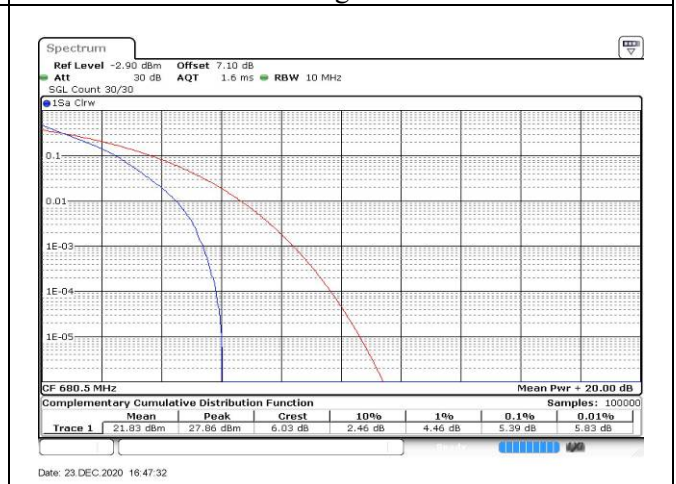


Fig.10

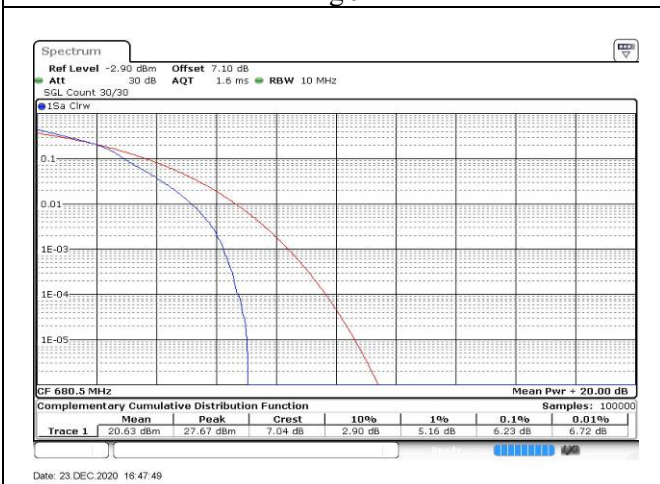


Fig.11

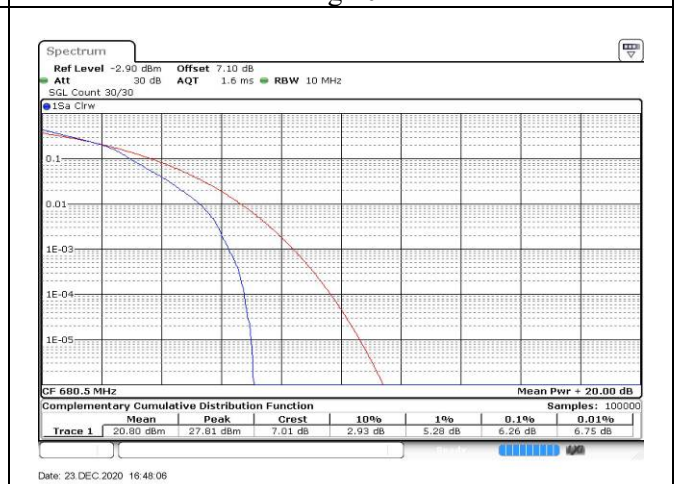


Fig.12

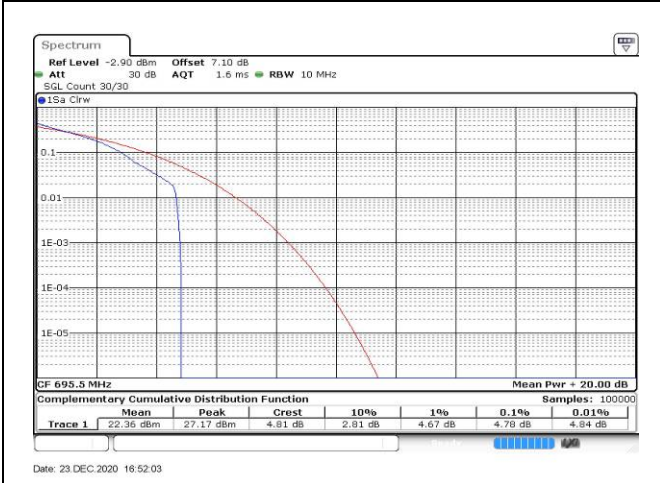


Fig.13

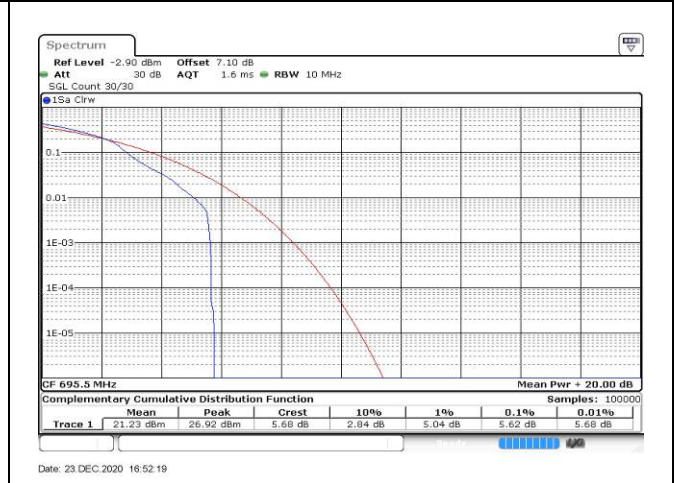


Fig.14

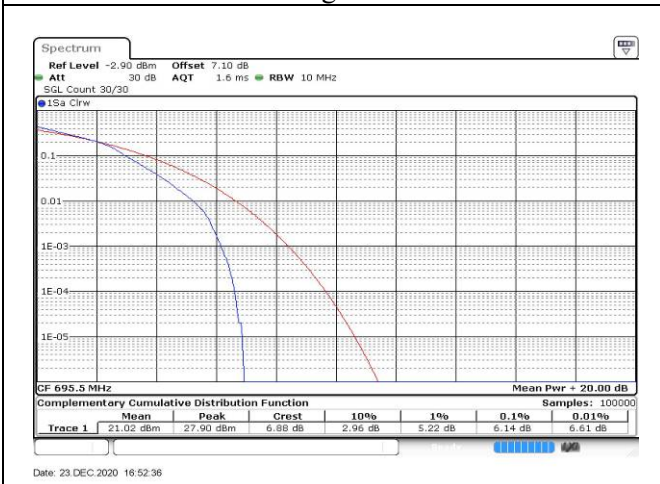


Fig.15

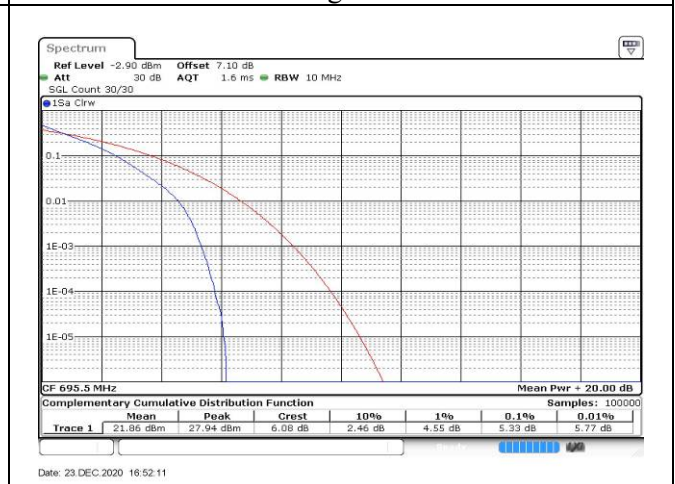


Fig.16

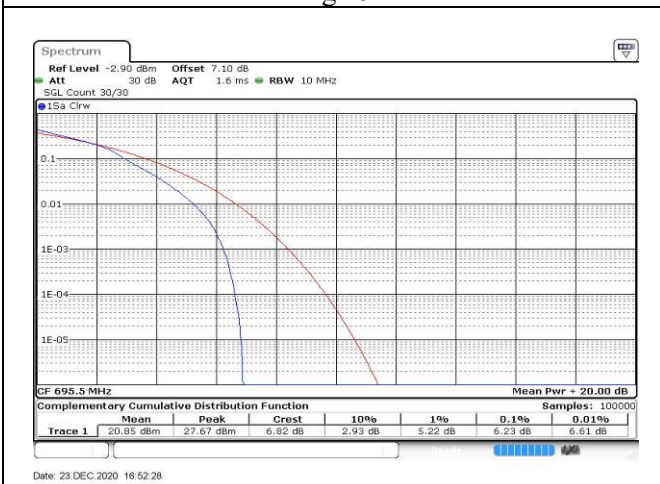


Fig.17

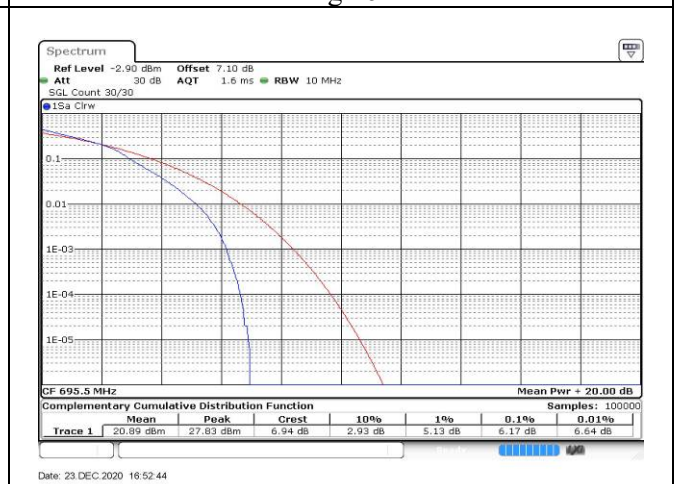


Fig.18