

APPENDIX A – TEST DATA OF CONDUCTED EMISSION

LTE Band 5

1 RF Power Output

Modulation	Carrier frequency (MHz)	UL Channel	BW	RB Size	RB Offset	Conducted power (dBm)
QPSK	824.7	20407	1.4	1	0	23.80
				1	3	23.99
				1	5	23.60
				3	0	23.75
				3	1	23.66
				3	3	23.73
	6	0		22.69		
	836.5	20525		1	0	23.52
				1	3	23.83
				1	5	23.82
				3	0	23.87
				3	1	23.84
				3	3	23.84
	848.3	20643		6	0	22.80
				1	0	23.67
				1	3	23.63
				1	5	23.95
				3	0	23.66
3			1	23.67		
16QAM	824.7	20407	3	3	23.67	
			6	0	22.76	
			1	0	22.92	
			1	3	23.10	
			1	5	22.89	
			3	0	22.63	
	836.5	20525	3	1	22.83	
			3	3	22.77	
			6	0	21.56	
			1	0	23.46	
			1	3	23.21	
			1	5	23.21	
	848.3	20643	3	0	22.82	
			3	1	22.81	
			3	3	23.01	
			6	0	22.16	
			1	0	22.86	
			1	3	22.79	
			1	5	22.80	
			3	0	22.82	
			3	1	22.76	
			3	3	22.69	
			6	0	21.84	

Modulation	Carrier frequency (MHz)	UL Channel	BW	RB Size	RB Offset	Conducted power (dBm)
64QAM	824.7	20407	1.4	1	0	21.56
				1	3	21.46
				1	5	21.46
				3	0	21.45
				3	1	21.84
				3	3	21.84
	836.5	20525		6	0	21.83
				1	0	21.95
				1	3	21.76
				1	5	22.13
				3	0	21.93
				3	1	21.92
	848.3	20643		3	3	21.82
				6	0	21.92
				1	0	21.63
				1	3	21.64
				1	5	21.64
				3	0	21.64
				3	1	21.64
				3	3	21.64
				6	0	21.64

Modulation	Carrier frequency (MHz)	UL Channel	BW	RB Size	RB Offset	Conducted power (dBm)
QPSK	825.5	20415	3	1	0	23.45
				1	8	23.47
				1	14	23.43
				8	0	22.53
				8	4	22.55
				8	7	22.54
	15	0		22.58		
	836.5	20525		1	0	23.60
				1	8	23.69
				1	14	23.69
				8	0	22.70
				8	4	22.80
				8	7	22.80
	847.5	20635		15	0	22.81
				1	0	23.67
1			8	23.89		
1			14	23.87		
8			0	22.79		
8			4	22.86		
16QAM	825.5	20415	8	7	22.86	
			15	0	22.82	
			1	0	22.81	
			1	8	22.86	
			1	14	22.86	
			8	0	22.10	
	836.5	20525	8	4	21.94	
			8	7	22.04	
			15	0	21.76	
			1	0	22.89	
			1	8	23.45	
			1	14	22.98	
	847.5	20635	8	0	22.12	
			8	4	22.11	
			8	7	22.11	
15			0	21.88		
1			0	22.63		
1			8	22.87		
			1	14	22.90	
			8	0	21.94	
			8	4	21.74	
			8	7	21.84	
			15	0	21.93	

Modulation	Carrier frequency (MHz)	UL Channel	BW	RB Size	RB Offset	Conducted power (dBm)
64QAM	825.5	20415	3	1	0	21.77
				1	8	21.77
				1	14	21.77
				8	0	21.86
				8	4	21.86
				8	7	21.77
				15	0	21.66
	836.5	20525		1	0	21.78
				1	8	21.68
				1	14	21.98
				8	0	22.07
				8	4	22.07
				8	7	22.07
				15	0	22.07
	847.5	20635		1	0	21.93
				1	8	21.93
				1	14	21.81
				8	0	21.93
				8	4	21.92
				8	7	21.92
				8	7	21.92
				15	0	21.92

Modulation	Carrier frequency (MHz)	UL Channel	BW	RB Size	RB Offset	Conducted power (dBm)	
QPSK	826.5	20425	5	1	0	23.71	
				1	12	23.52	
				1	24	23.57	
				12	0	22.67	
				12	7	22.61	
				12	13	22.60	
				25	0	22.58	
	836.5	20525		1	0	23.80	
				1	12	23.81	
				1	24	23.77	
				12	0	22.82	
				12	7	22.82	
				12	13	22.80	
				25	0	22.81	
	846.5	20625		1	0	23.40	
				1	12	23.75	
				1	24	23.72	
				12	0	22.73	
				12	7	22.78	
				12	13	22.77	
				25	0	22.71	
	16QAM	826.5		20425	1	0	22.72
					1	12	22.70
					1	24	22.96
12			0		21.28		
12			7		21.53		
12			13		21.53		
25			0		21.57		
836.5		20525	1	0	22.39		
			1	12	22.46		
			1	24	22.35		
			12	0	21.70		
			12	7	21.74		
			12	13	21.73		
			25	0	21.92		
846.5		20625	1	0	22.92		
			1	12	23.03		
			1	24	23.02		
			12	0	21.51		
			12	7	21.48		
			12	13	21.48		
			25	0	21.56		

Modulation	Carrier frequency (MHz)	UL Channel	BW	RB Size	RB Offset	Conducted power (dBm)
64QAM	826.5	20425	5	1	0	21.56
				1	12	21.56
				1	24	21.66
				12	0	21.65
				12	7	21.56
				12	13	21.65
				25	0	21.64
	836.5	20525		1	0	21.91
				1	12	21.71
				1	24	21.79
				12	0	21.79
				12	7	21.85
				12	13	21.77
				25	0	21.77
	846.5	20625		1	0	21.56
				1	12	21.56
				1	24	21.76
				12	0	21.75
				12	7	21.84
				12	13	21.83
				25	0	21.83

Modulation	Carrier frequency (MHz)	UL Channel	BW	RB Size	RB Offset	Conducted power (dBm)
QPSK	829	20450	10	1	0	23.66
				1	25	23.58
				1	49	23.55
				25	0	22.88
				25	12	22.84
				25	25	22.81
	836.5	20525		50	0	22.77
				1	0	23.52
				1	25	23.48
				1	49	23.49
				25	0	22.81
				25	12	22.88
	844	20600		25	25	22.88
				50	0	22.80
				1	0	23.66
				1	25	23.72
				1	49	23.60
				25	0	22.78
16QAM	829	20450	25	12	22.78	
			25	25	22.77	
			50	0	22.80	
			1	0	23.16	
			1	25	23.10	
			1	49	22.88	
	836.5	20525	25	0	21.73	
			25	12	21.91	
			25	25	21.89	
			50	0	21.80	
			1	0	22.20	
			1	25	22.21	
	844	20600	1	49	22.22	
			25	0	22.11	
			25	12	22.16	
			25	25	22.16	
			50	0	21.93	
			1	0	22.99	
			1	25	23.04	
			1	49	22.94	
			25	0	21.84	
			25	12	21.68	
			25	25	21.76	
			50	0	21.83	

Modulation	Carrier frequency (MHz)	UL Channel	BW	RB Size	RB Offset	Conducted power (dBm)
64QAM	829	20450	10	1	0	21.79
				1	25	21.78
				1	49	21.77
				25	0	21.76
				25	12	21.74
				25	25	21.73
				50	0	21.83
	836.5	20525		1	0	21.92
				1	25	21.72
				1	49	21.81
				25	0	21.72
				25	12	21.72
				25	25	21.71
				50	0	21.71
	844	20600		1	0	21.74
				1	25	21.92
				1	49	21.74
				25	0	21.83
				25	12	21.83
				25	25	21.92
				50	0	21.74

2 Occupied Bandwidth

Band	Carrier frequency (MHz)	Channel	BW (MHz)	RB Size	RB Offset	Bandwidth of 99% Power (MHz)					
						QPSK		16-QAM		64-QAM	
5	824.7	20407	1.4	6	0	1.082	Fig.1	1.088	Fig.2	1.082	Fig.3
	836.5	20525		6	0	1.082	Fig.4	1.082	Fig.5	1.082	Fig.6
	848.3	20643		6	0	1.088	Fig.7	1.076	Fig.8	1.082	Fig.9
	825.5	20415	3	15	0	2.683	Fig.10	2.683	Fig.11	2.683	Fig.12
	836.5	20525		15	0	2.696	Fig.13	2.683	Fig.14	2.683	Fig.15
	847.5	20635		15	0	2.696	Fig.16	2.683	Fig.17	2.683	Fig.18
	826.5	20425	5	25	0	4.472	Fig.19	4.472	Fig.20	4.472	Fig.21
	836.5	20525		25	0	4.472	Fig.22	4.472	Fig.23	4.472	Fig.24
	846.5	20625		25	0	4.493	Fig.25	4.472	Fig.26	4.472	Fig.27
	829	20450	10	50	0	8.944	Fig.28	8.900	Fig.29	8.944	Fig.30
	836.5	20525		50	0	8.944	Fig.31	8.944	Fig.32	8.944	Fig.33
	844	20600		50	0	8.900	Fig.34	8.900	Fig.35	8.900	Fig.36

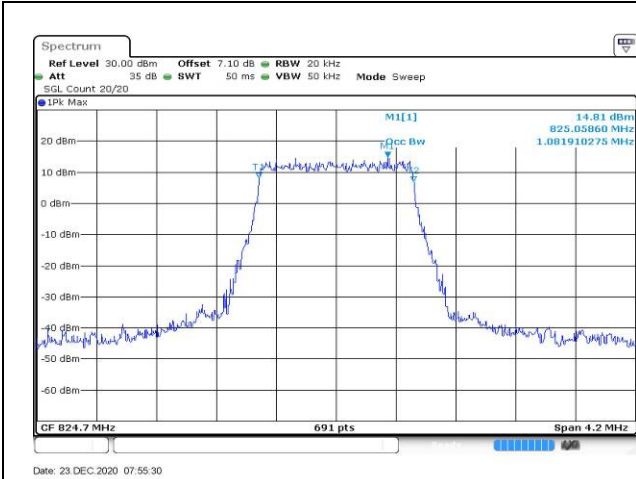


Fig.1

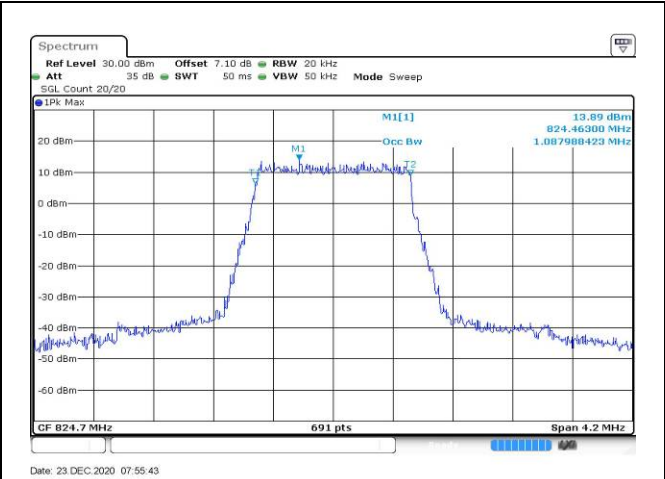


Fig.2

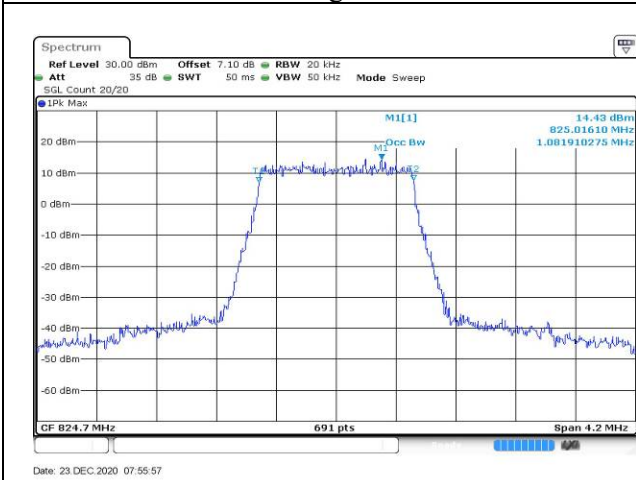


Fig.3

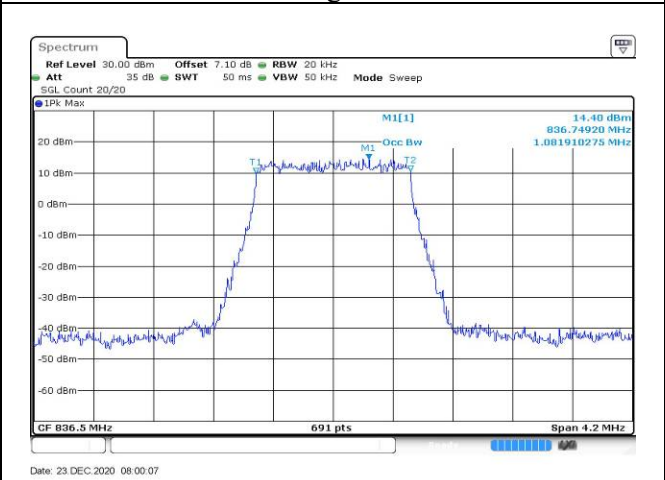


Fig.4

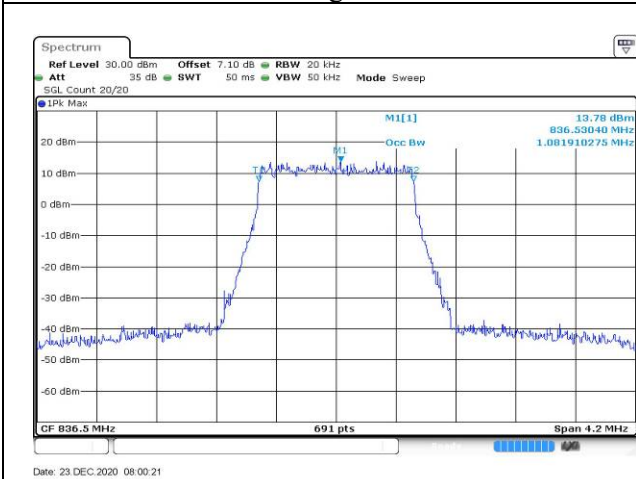


Fig.5

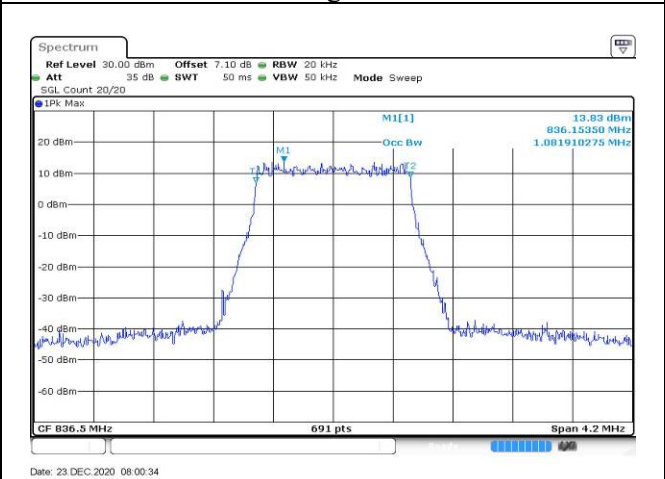


Fig.6

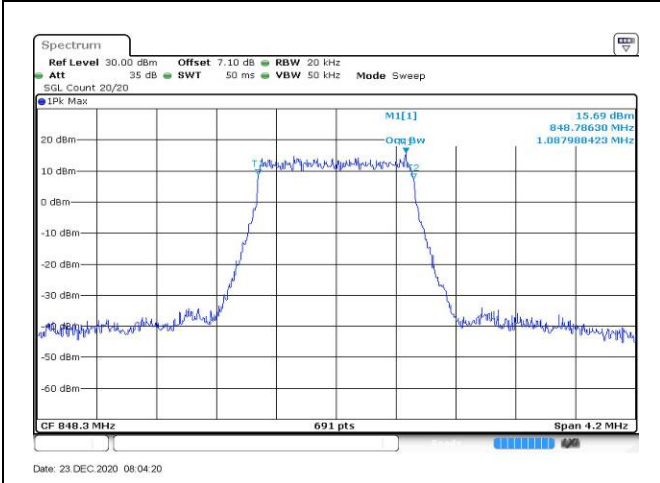


Fig.7

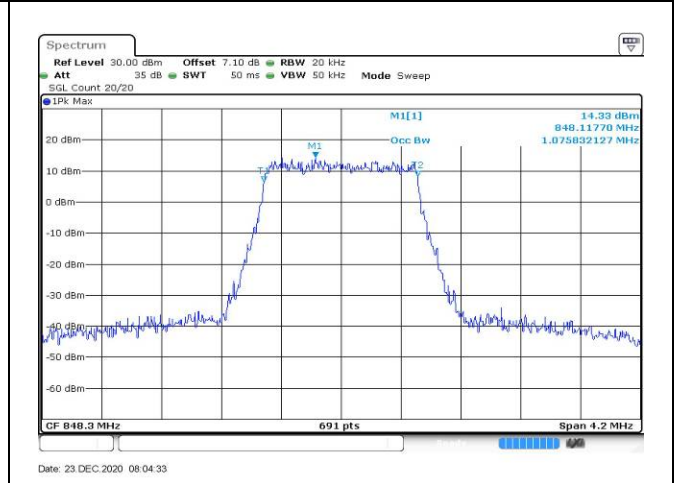


Fig.8

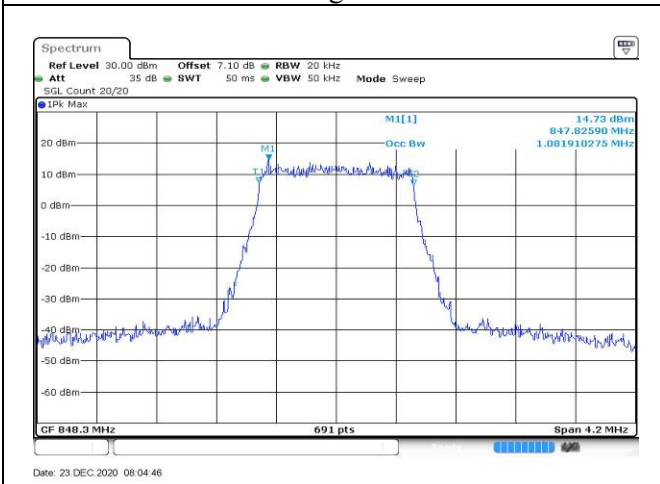


Fig.9

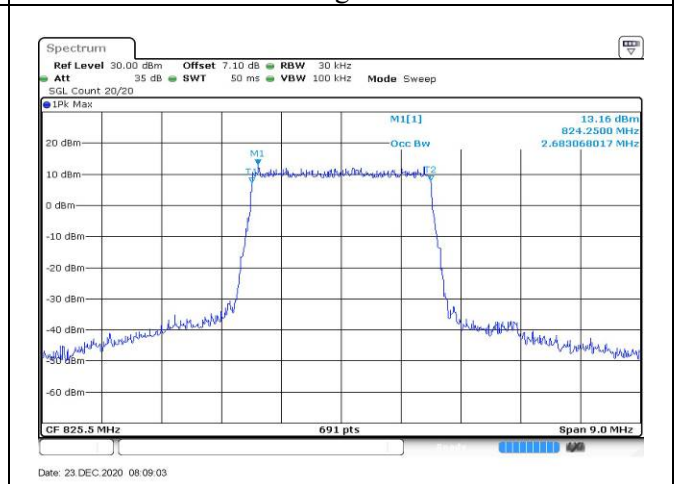


Fig.10

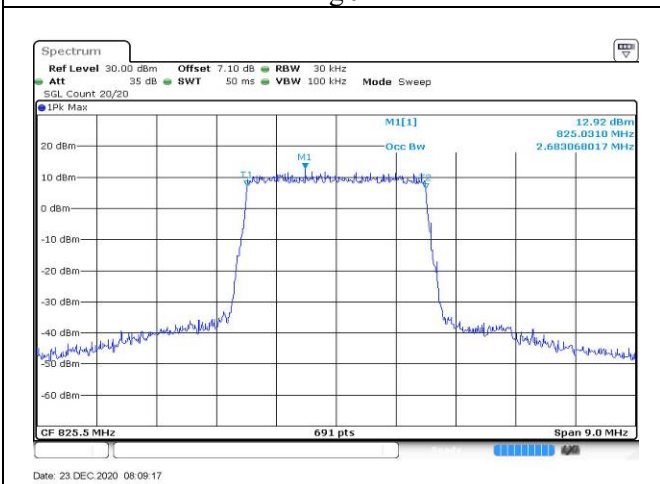


Fig.11

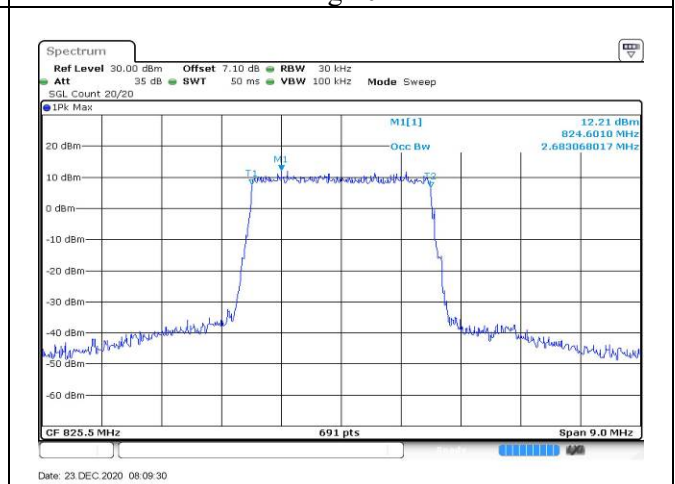


Fig.12

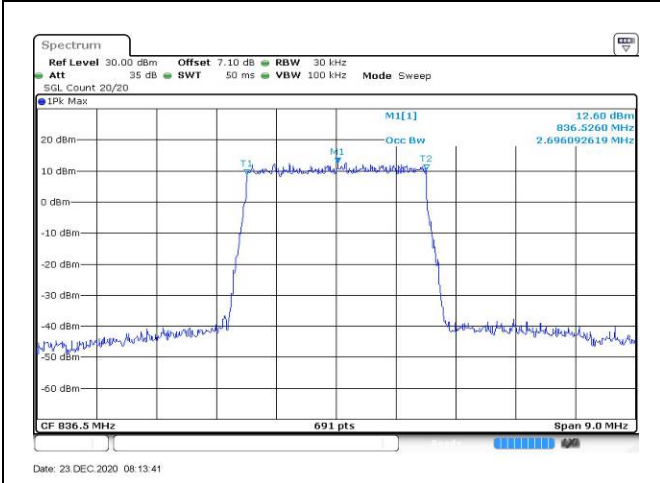


Fig.13

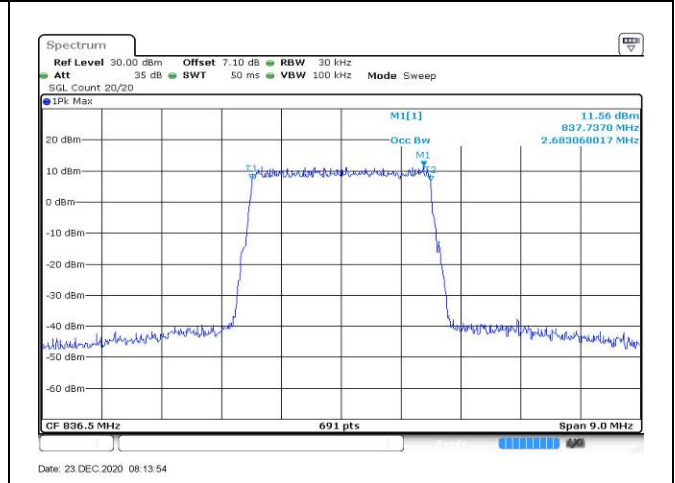


Fig.14

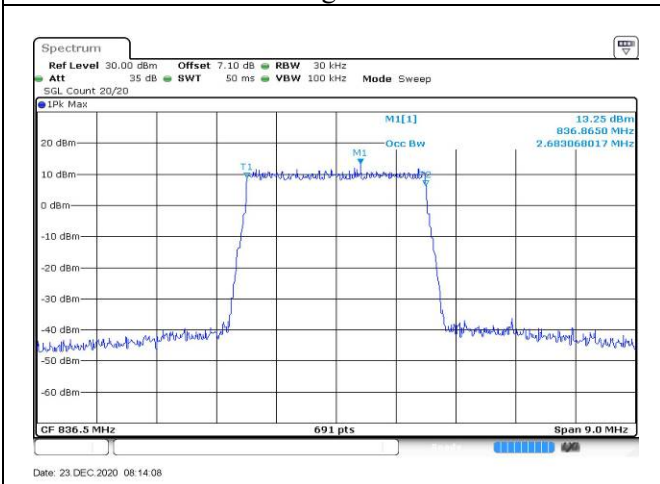


Fig.15

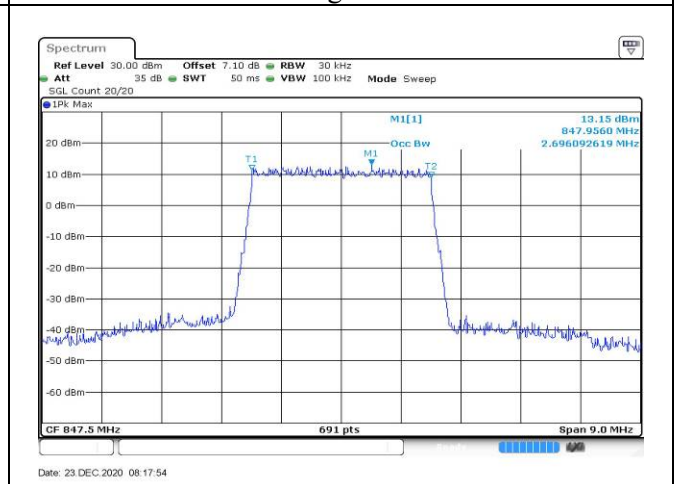


Fig.16

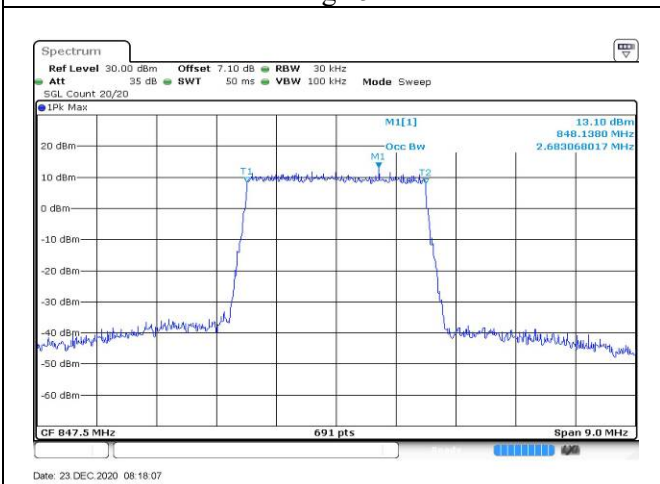


Fig.17

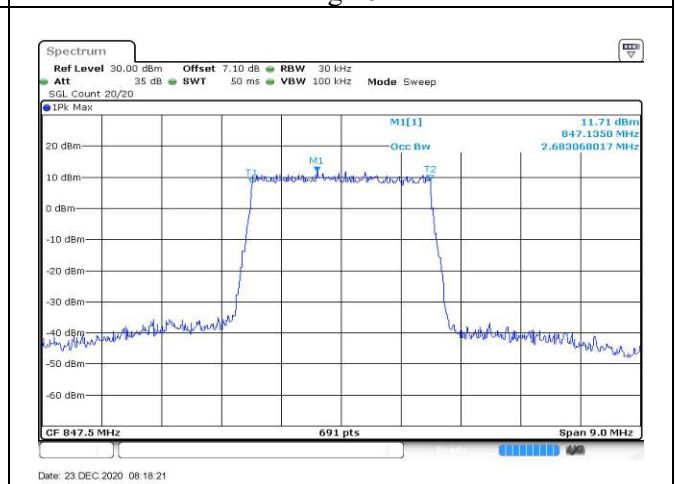


Fig.18

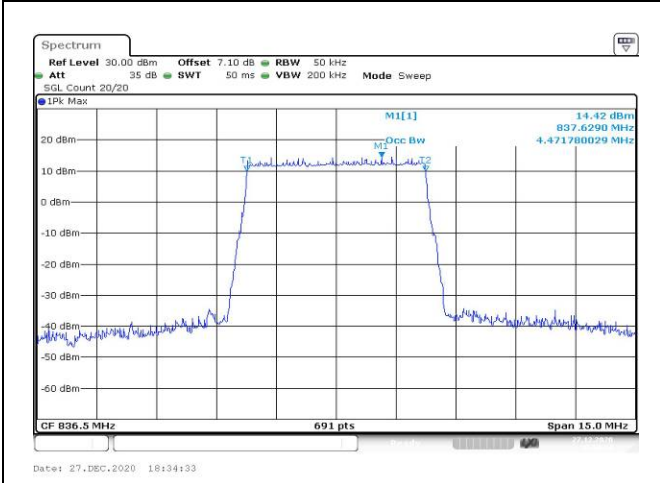


Fig.19

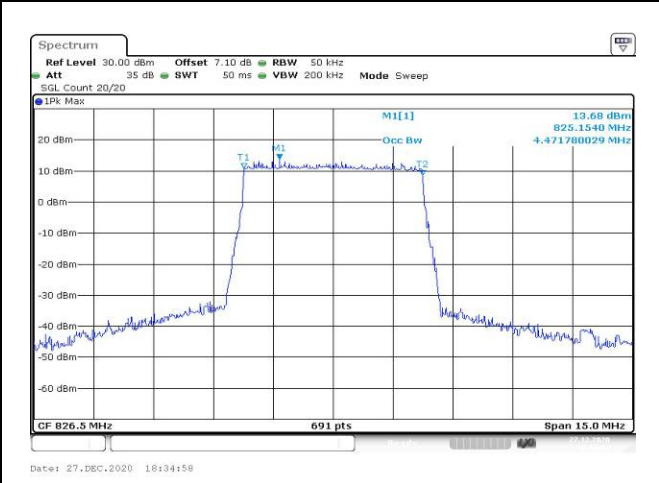


Fig.20

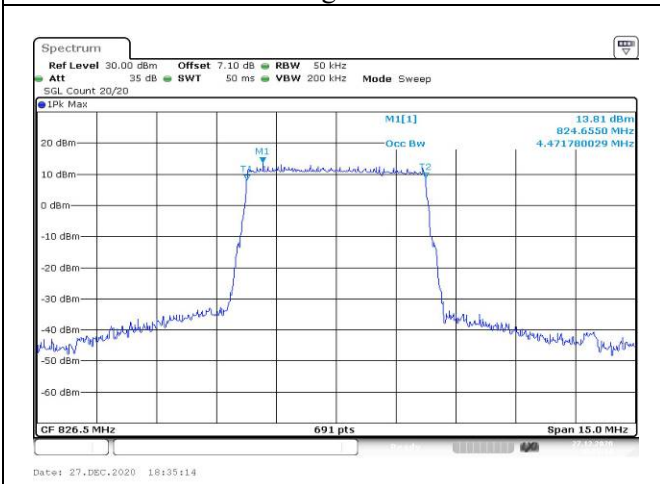


Fig.21

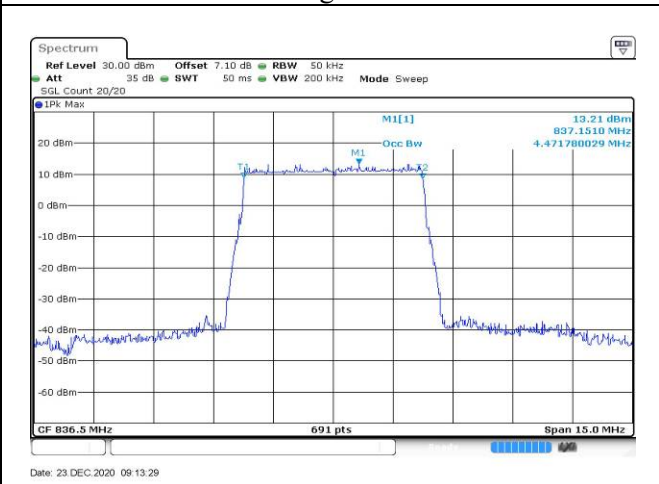


Fig.22

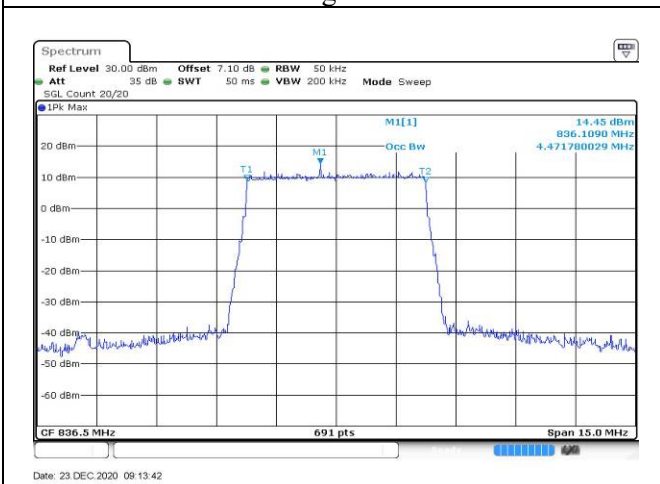


Fig.23

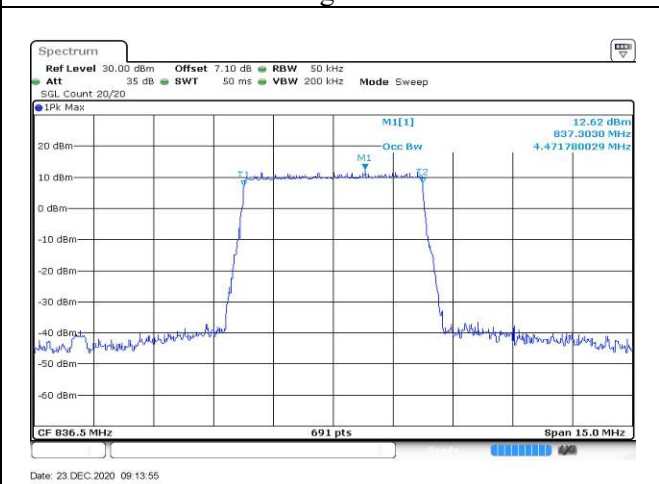


Fig.24

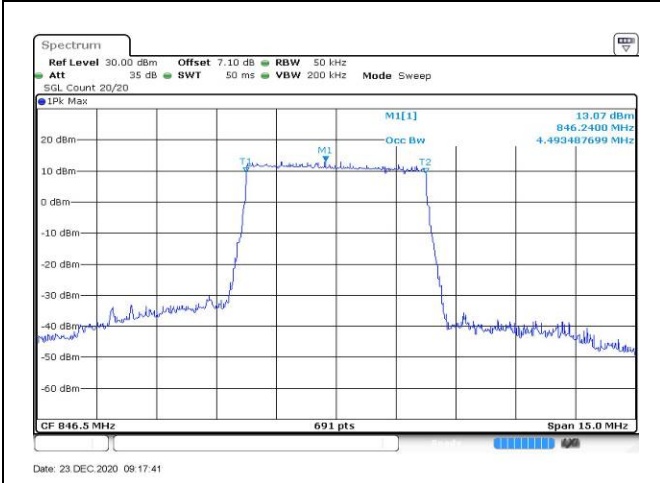


Fig.25

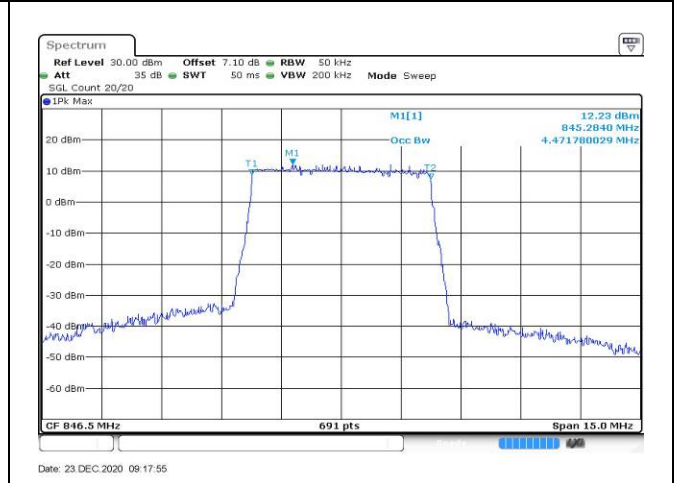


Fig.26

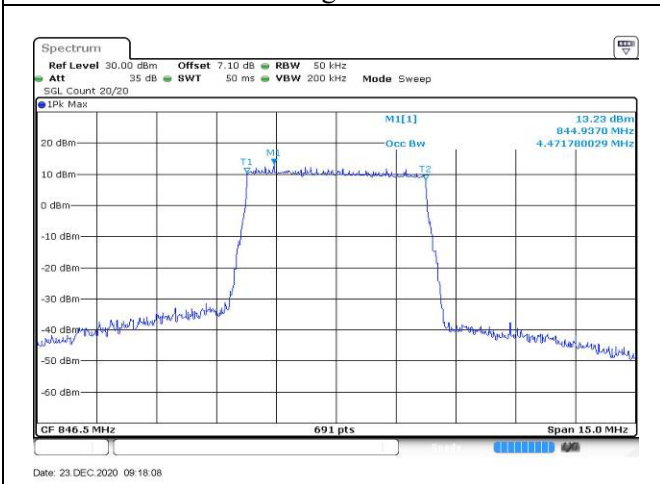


Fig.27

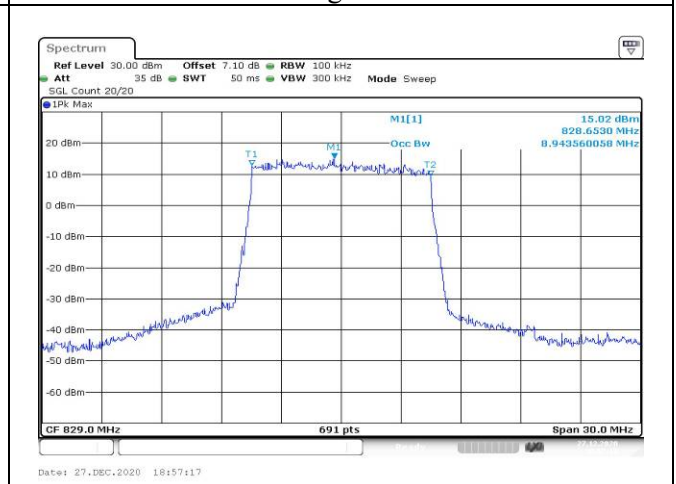


Fig.28

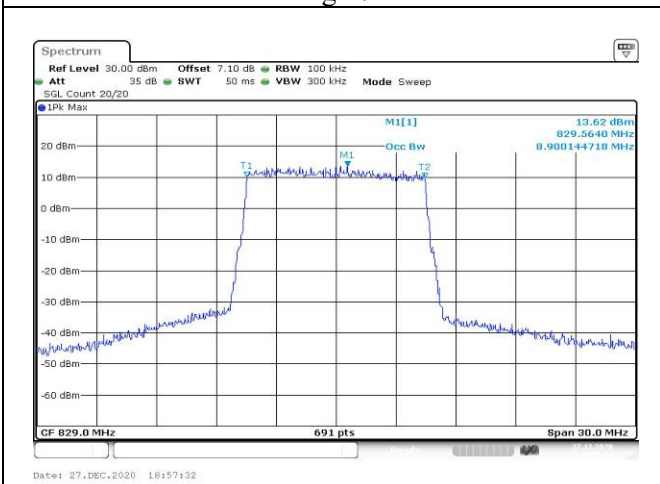


Fig.29

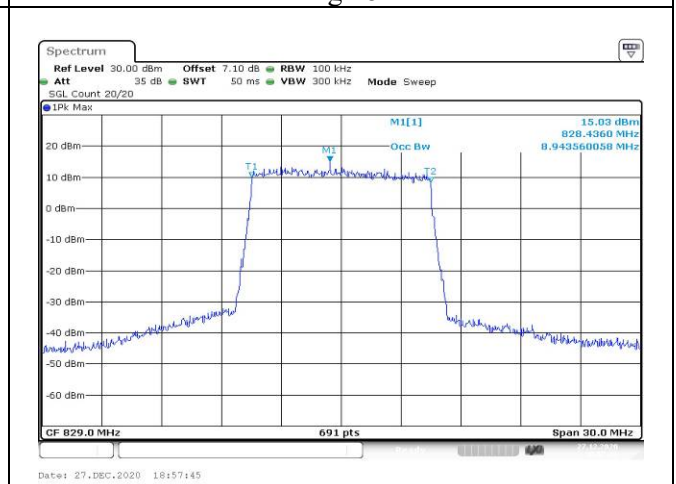


Fig.30

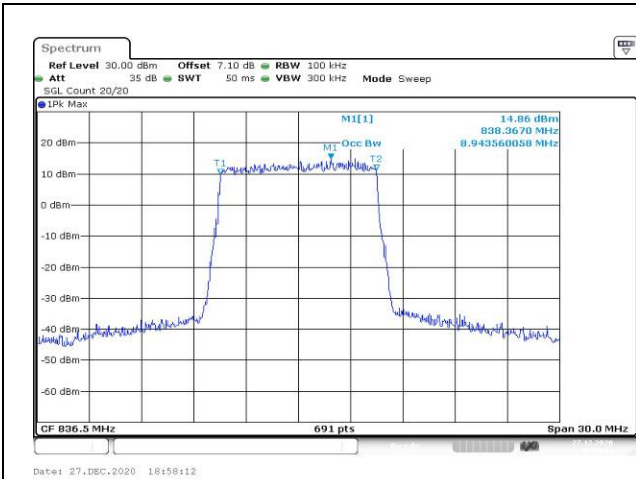


Fig.31

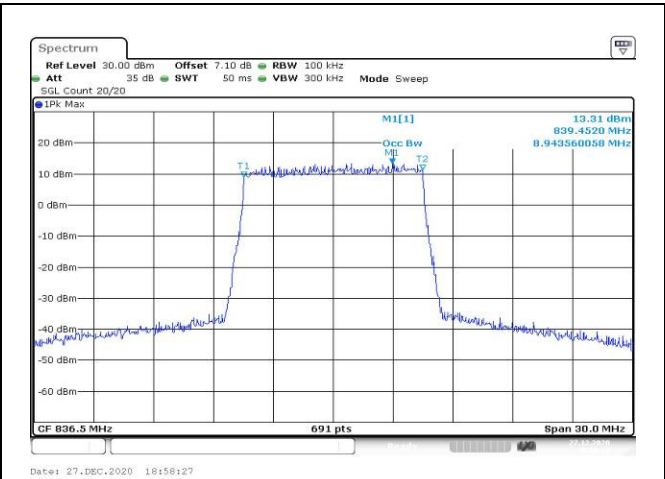


Fig.32

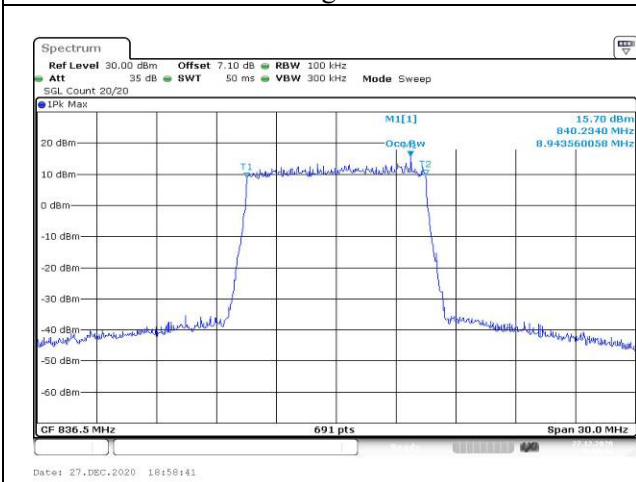


Fig.33

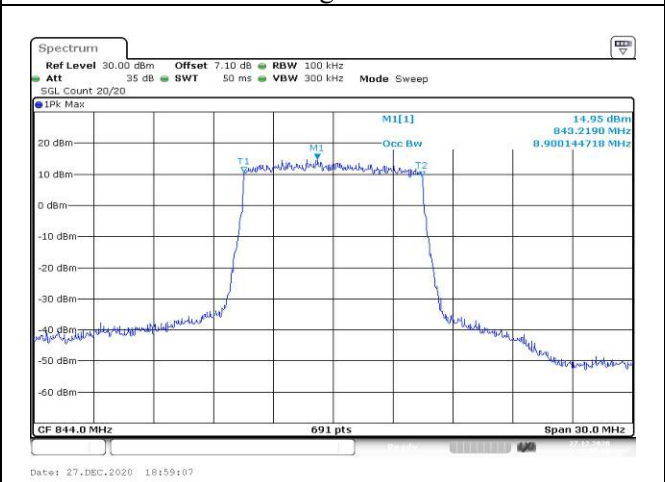


Fig.34

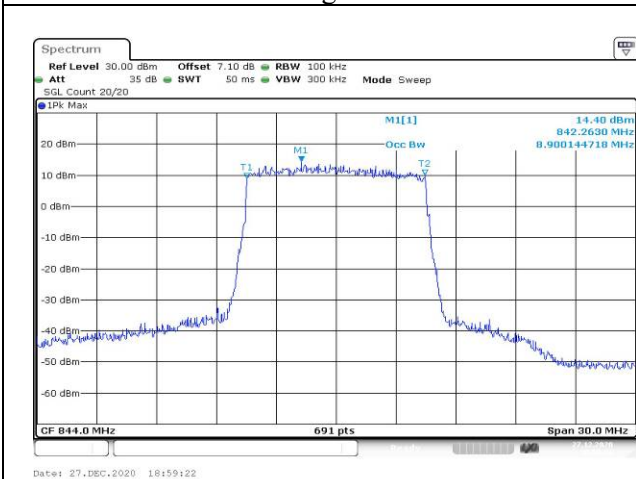


Fig.35

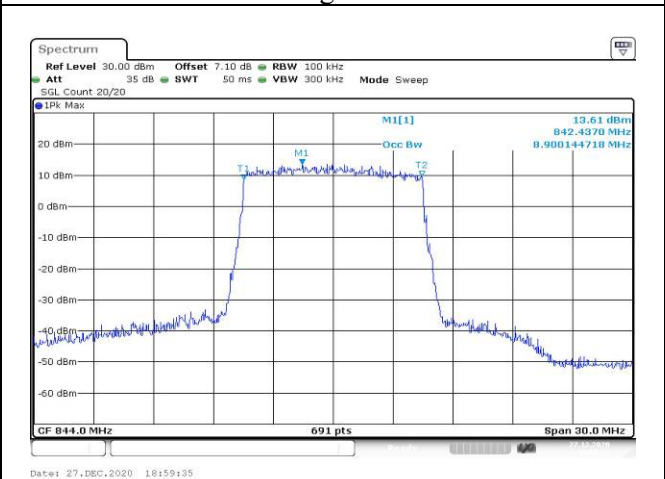


Fig.36

3 Emission Bandwidth

Band	Carrier frequency (MHz)	Channel	BW (MHz)	RB Size	RB Offset	Bandwidth of -26dB transmitter power (MHz)					
						QPSK		16-QAM		64-QAM	
5	824.7	20407	1.4	6	0	1.228	Fig.1	1.264	Fig.2	1.258	Fig.3
	836.5	20525		6	0	1.270	Fig.4	1.234	Fig.5	1.240	Fig.6
	848.3	20643		6	0	1.252	Fig.7	1.234	Fig.8	1.252	Fig.9
	825.5	20415	3	15	0	2.918	Fig.10	2.918	Fig.11	2.891	Fig.12
	836.5	20525		15	0	2.904	Fig.13	2.904	Fig.14	2.918	Fig.15
	847.5	20635		15	0	2.931	Fig.16	2.904	Fig.17	2.944	Fig.18
	826.5	20425	5	25	0	4.863	Fig.19	4.884	Fig.20	4.863	Fig.21
	836.5	20525		25	0	4.884	Fig.22	4.884	Fig.23	4.906	Fig.24
	846.5	20625		25	0	4.906	Fig.25	4.841	Fig.26	4.884	Fig.27
	829	20450	10	50	0	9.595	Fig.28	9.595	Fig.29	9.638	Fig.30
	836.5	20525		50	0	9.638	Fig.31	9.638	Fig.32	9.638	Fig.33
	844	20600		50	0	9.595	Fig.34	9.638	Fig.35	9.508	Fig.36

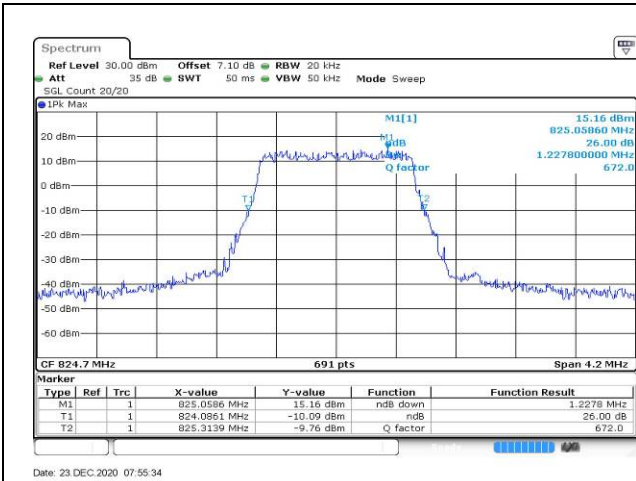


Fig.1

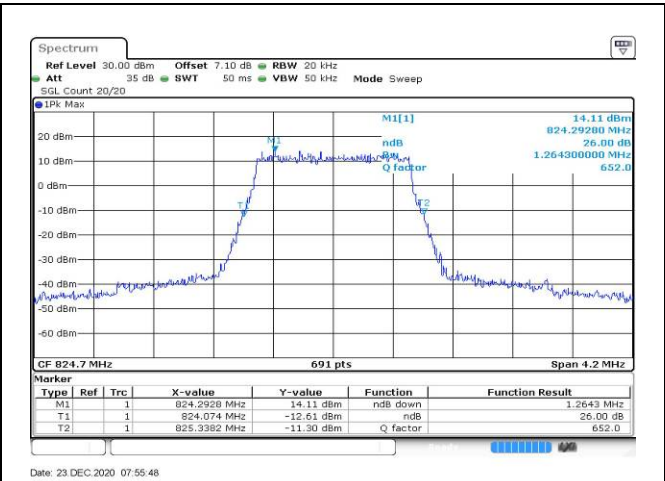


Fig.2

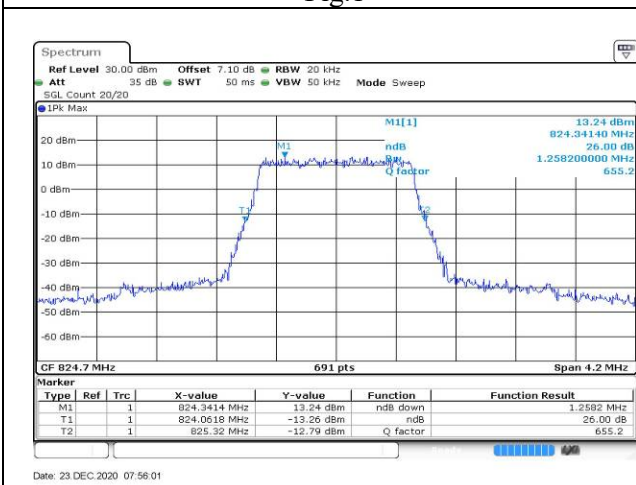


Fig.3

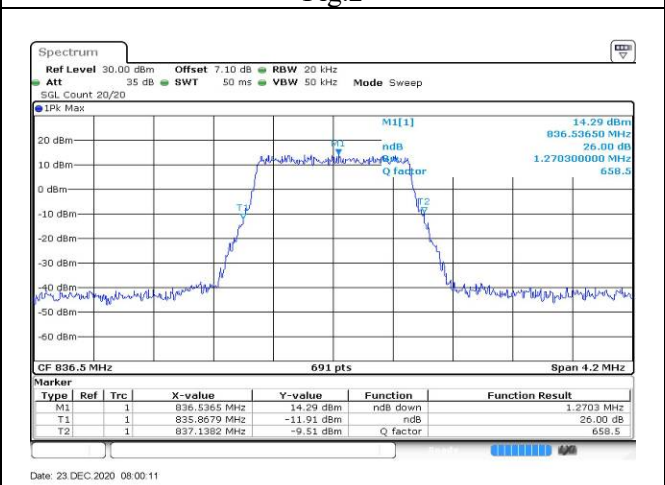


Fig.4

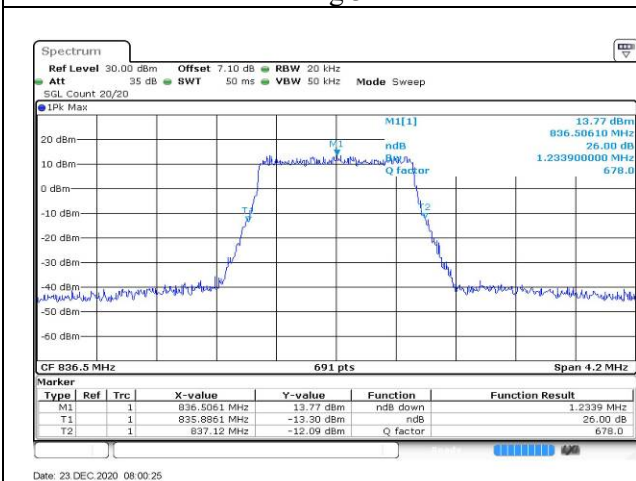


Fig.5

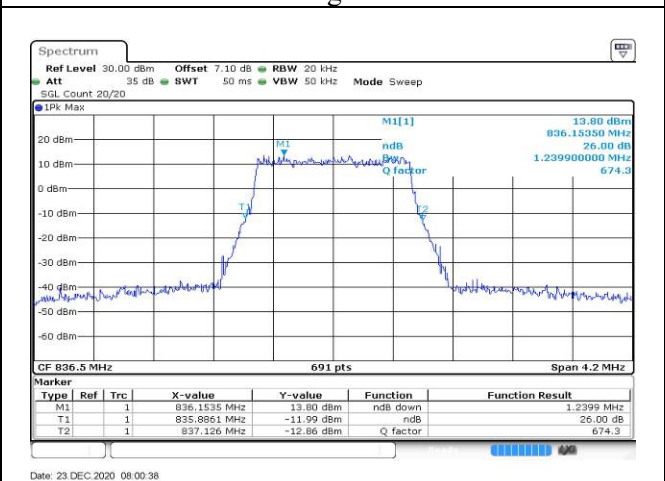


Fig.6

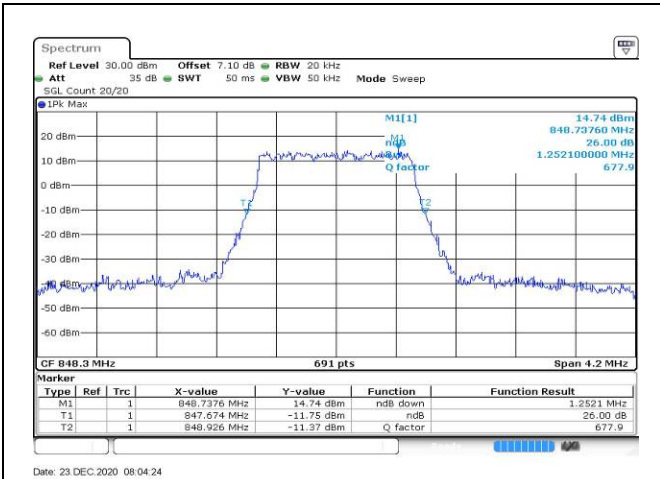


Fig.7

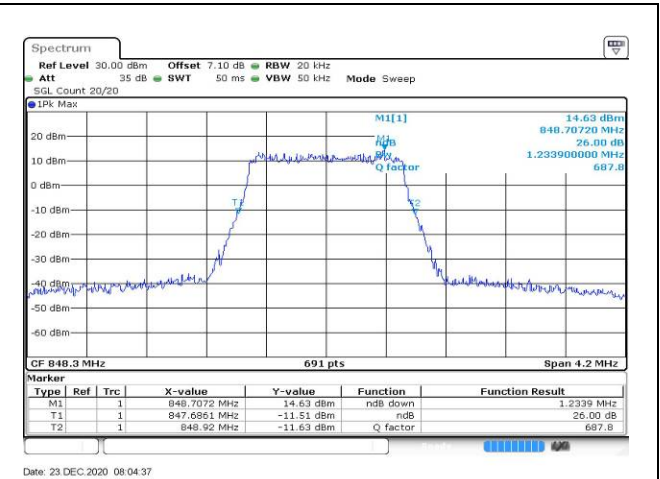


Fig.8

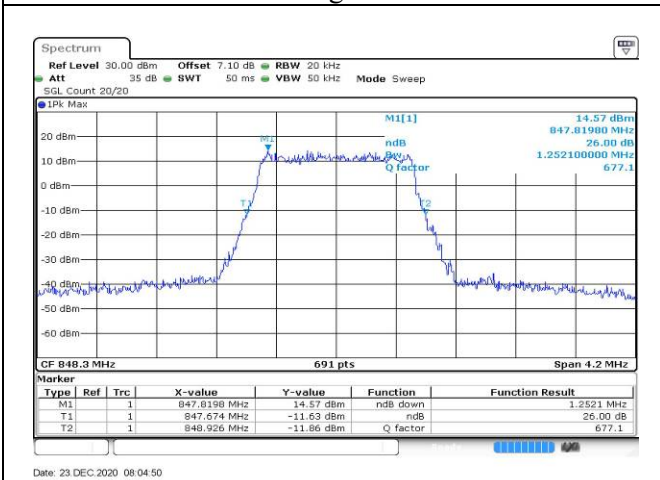


Fig.9

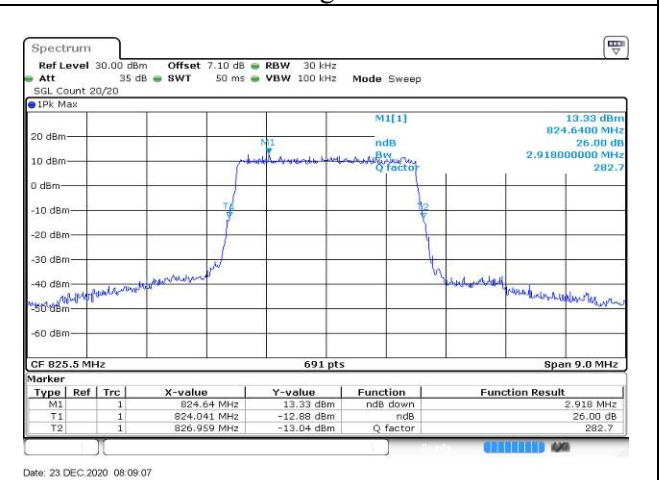


Fig.10

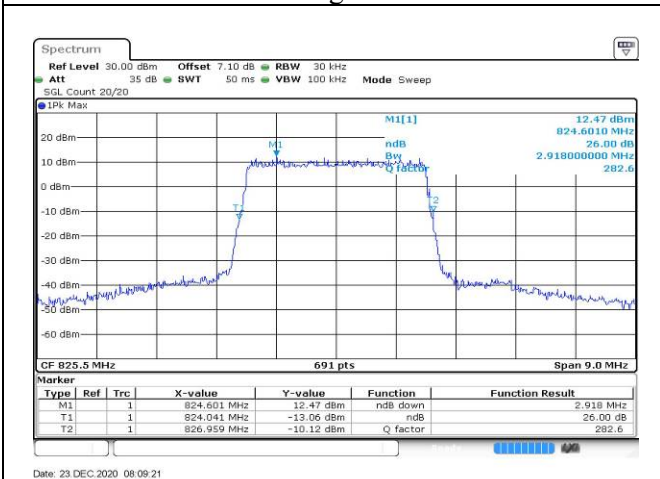


Fig.11

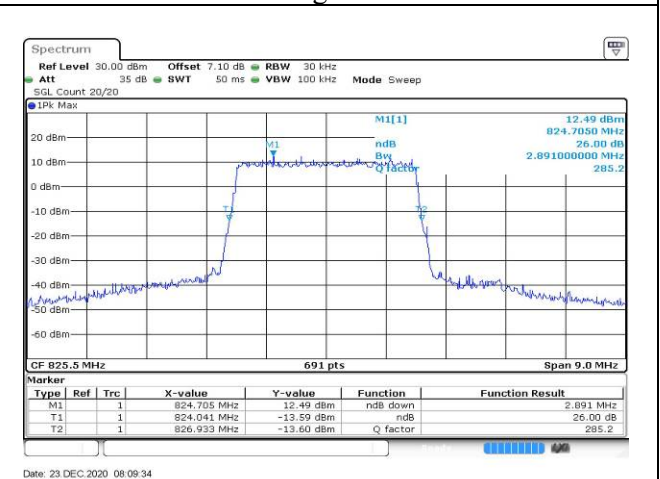


Fig.12

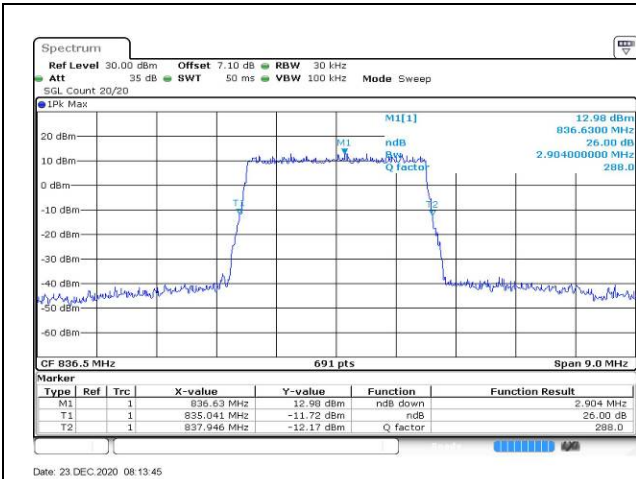


Fig.13

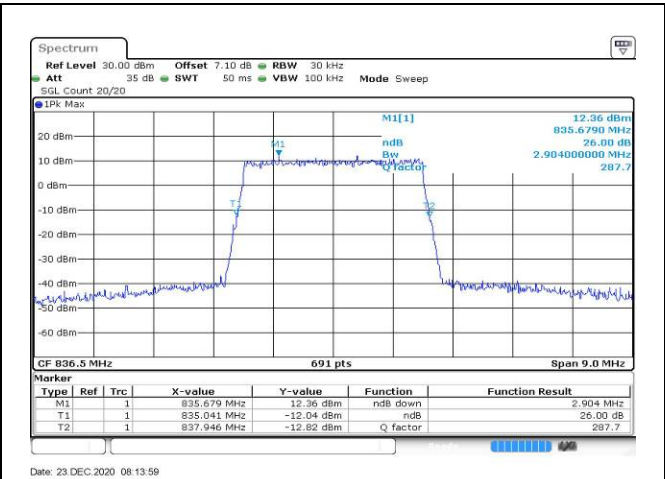


Fig.14

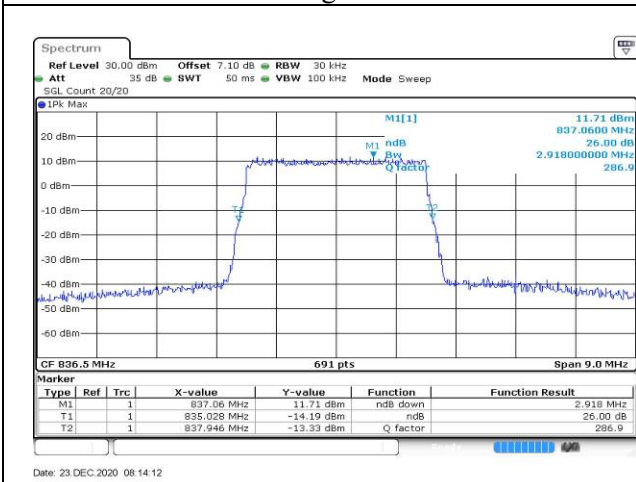


Fig.15

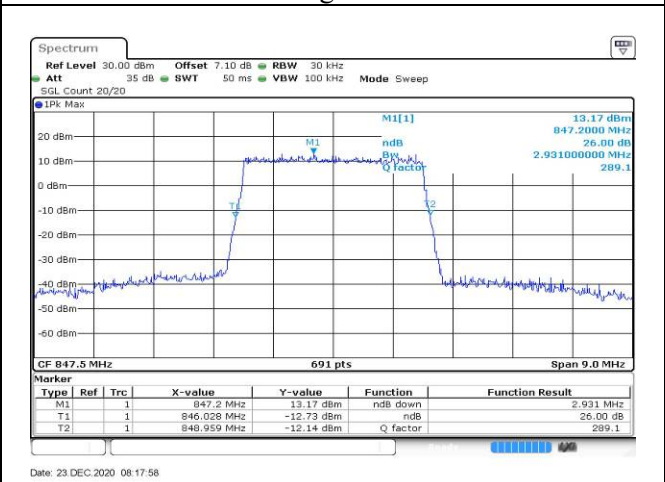


Fig.16

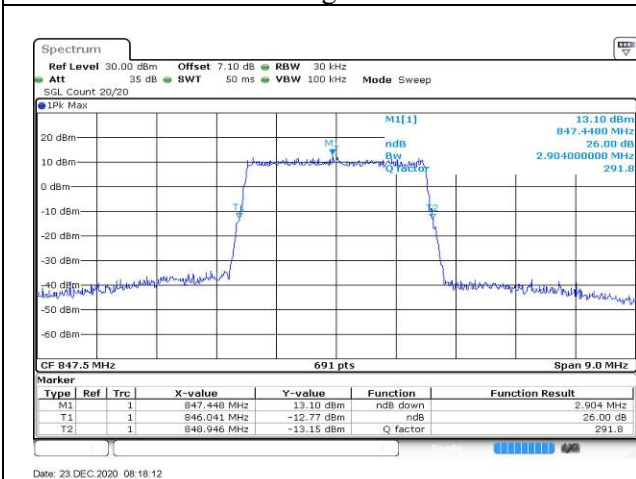


Fig.17

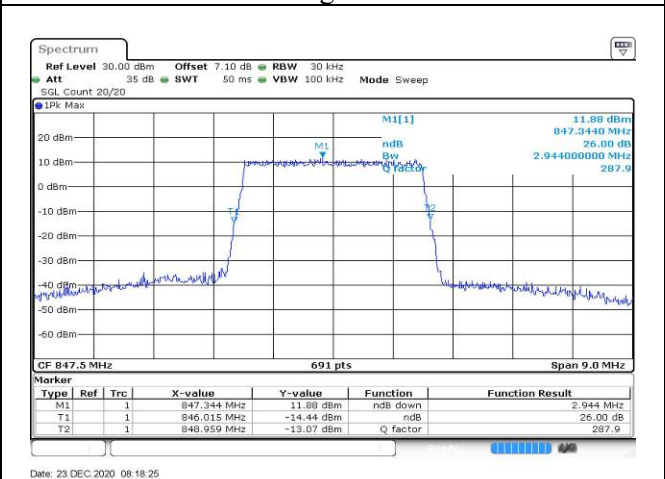


Fig.18

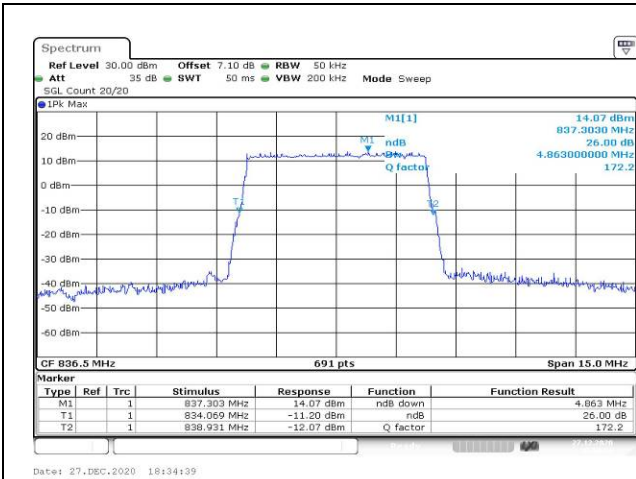


Fig.19

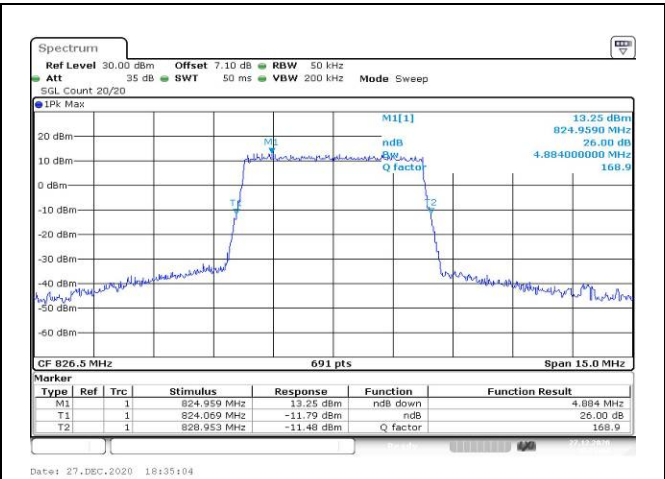


Fig.20

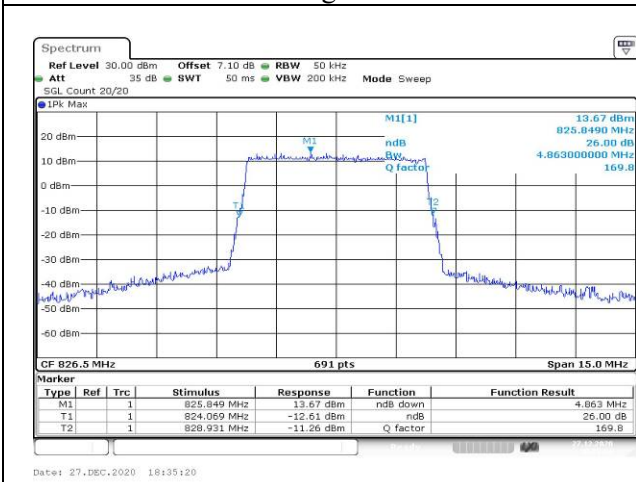


Fig.21

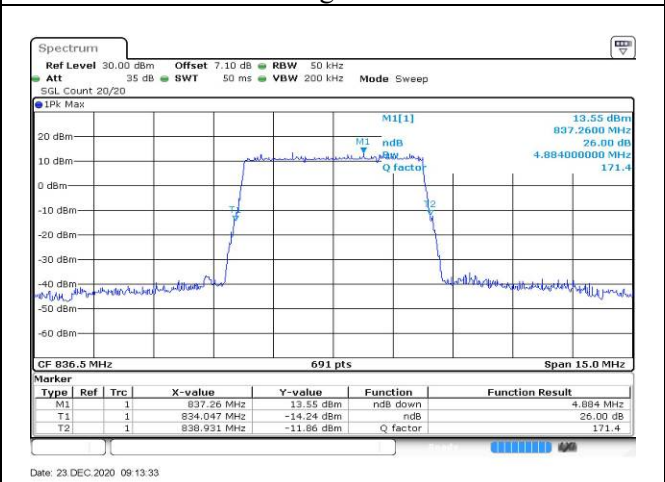


Fig.22

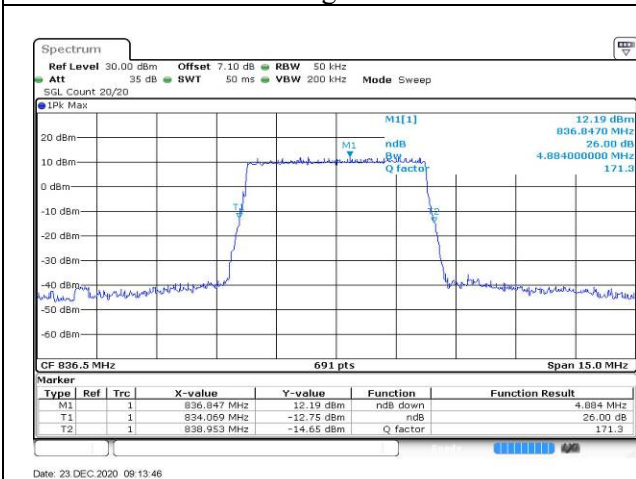


Fig.23

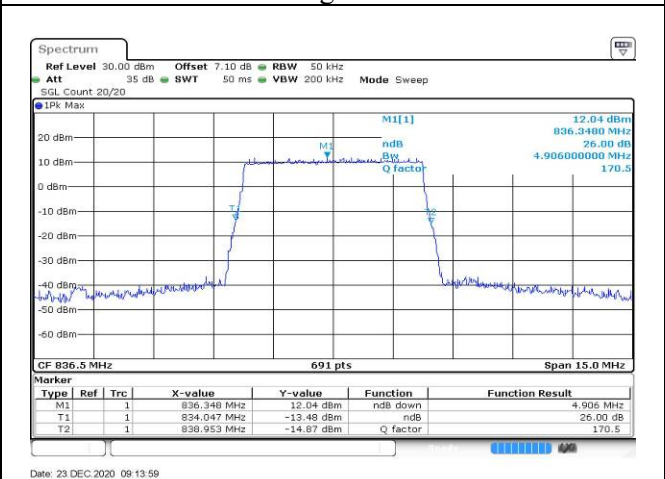


Fig.24

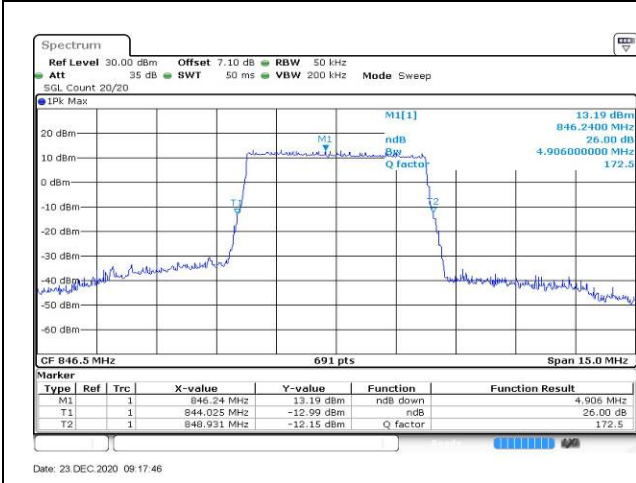


Fig.25

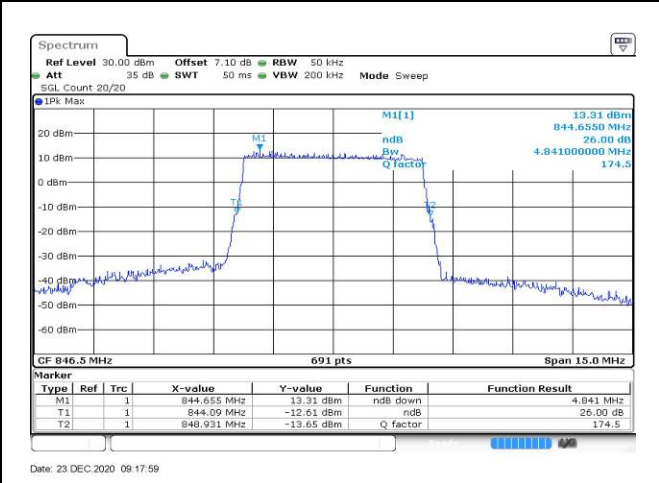


Fig.26

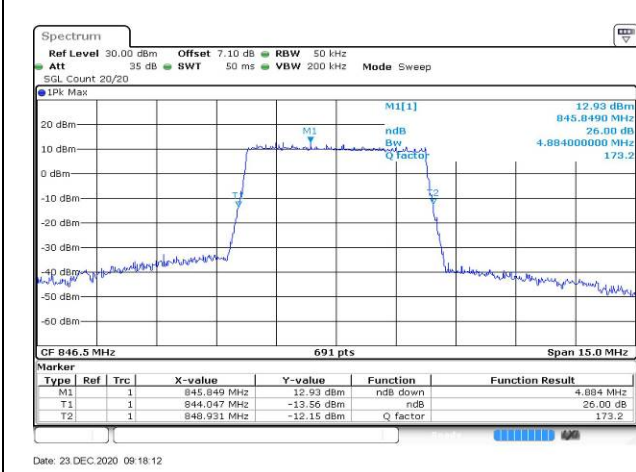


Fig.27

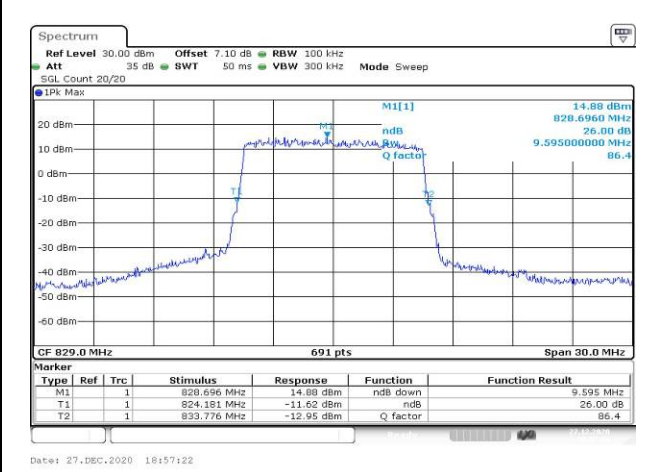


Fig.28

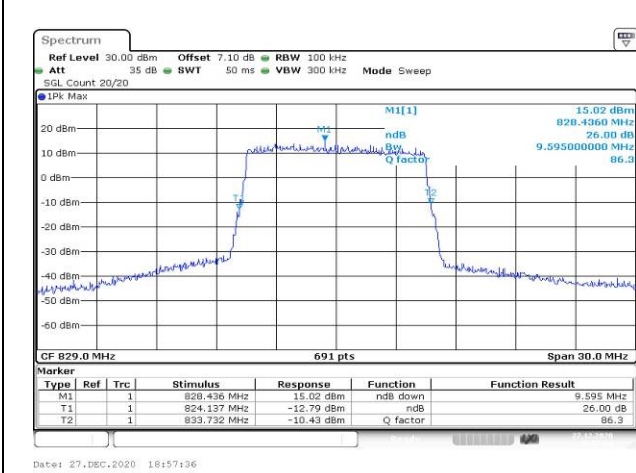


Fig.29

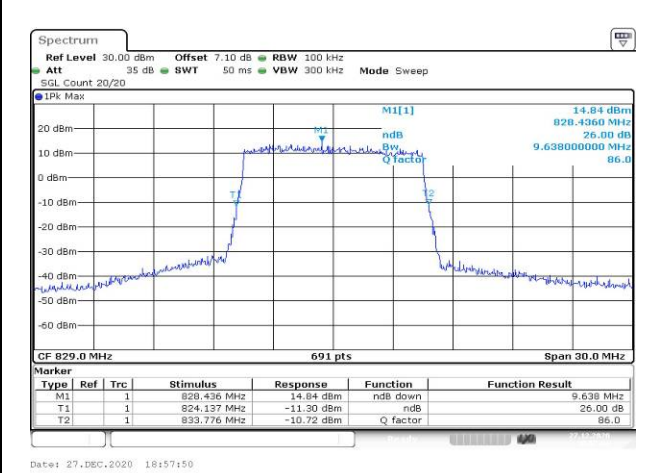


Fig.30

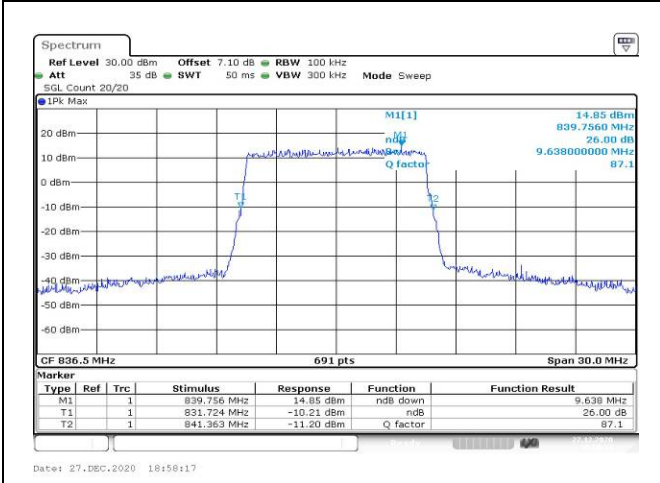


Fig.31

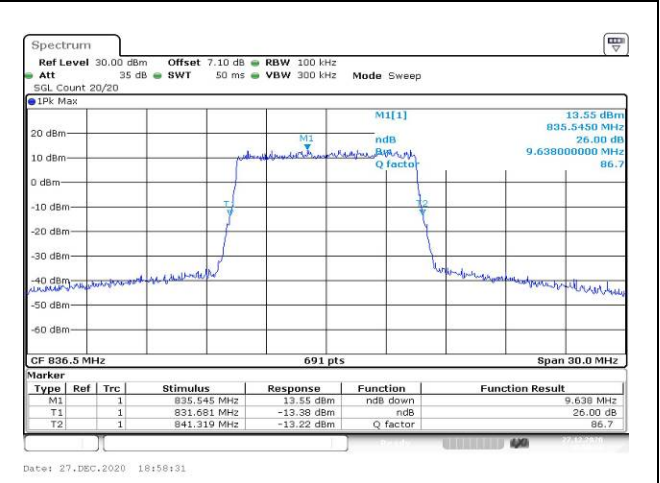


Fig.32

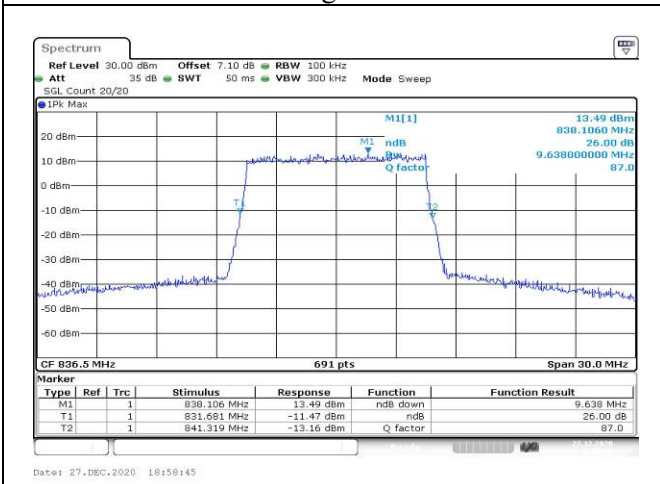


Fig.33

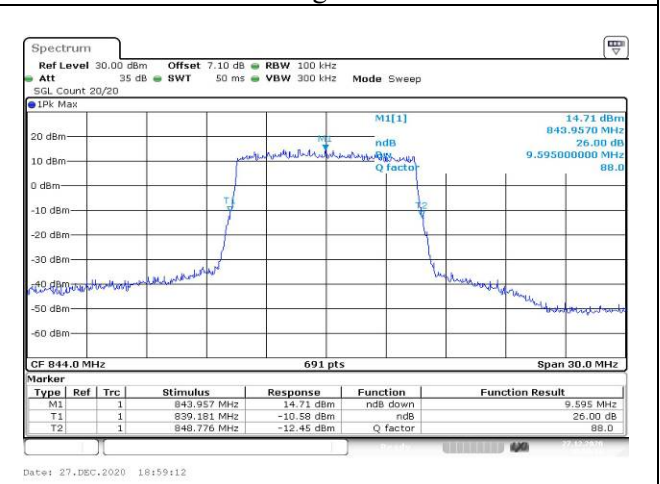


Fig.34

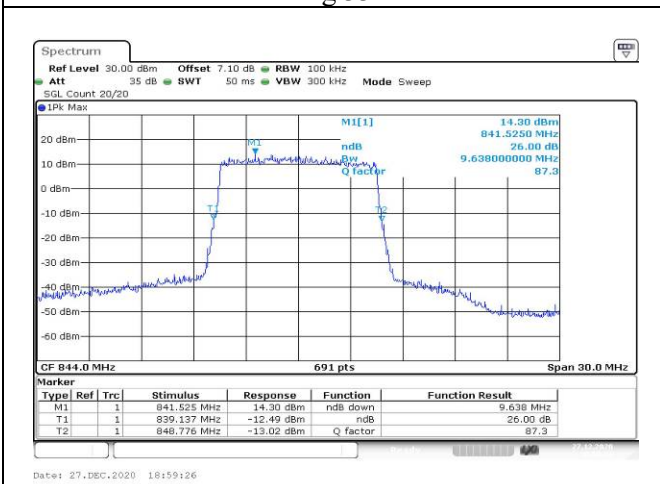


Fig.35

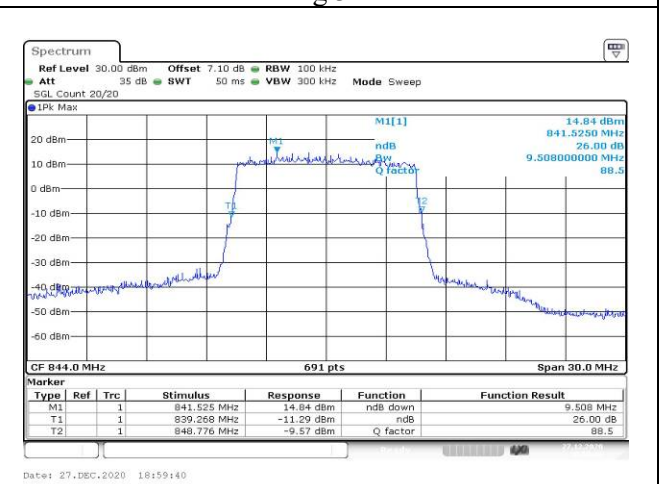


Fig.36

4 Peak-Average Ratio

Band	Carrier frequency (MHz)	Channel	BW (MHz)	RB Size	RB Offset	QPSK	16-QAM	64-QAM
5	824.7	20407	1.4	1	5	Fig.1	Fig.2	Fig.3
	824.7	20407		6	0	Fig.4	Fig.5	Fig.6
	836.5	20525		1	5	Fig.7	Fig.8	Fig.9
	836.5	20525		6	0	Fig.10	Fig.11	Fig.12
	848.3	20643		1	5	Fig.13	Fig.14	Fig.15
	848.3	20643		6	0	Fig.16	Fig.17	Fig.18
	825.5	20415	3	1	14	Fig.19	Fig.20	Fig.21
	825.5	20415		15	0	Fig.22	Fig.23	Fig.24
	836.5	20525		1	14	Fig.25	Fig.26	Fig.27
	836.5	20525		15	0	Fig.28	Fig.29	Fig.30
	847.5	20635		1	14	Fig.31	Fig.32	Fig.33
	847.5	20635		15	0	Fig.34	Fig.35	Fig.36
	826.5	20425	5	1	24	Fig.37	Fig.38	Fig.39
	826.5	20425		25	0	Fig.40	Fig.41	Fig.42
	836.5	20525		1	24	Fig.43	Fig.44	Fig.45
	836.5	20525		25	0	Fig.46	Fig.47	Fig.48
	846.5	20625		1	24	Fig.49	Fig.50	Fig.51
	846.5	20625		25	0	Fig.52	Fig.53	Fig.54
	829	20450	10	1	49	Fig.55	Fig.56	Fig.57
	829	20450		50	0	Fig.58	Fig.59	Fig.60
836.5	20525	1		49	Fig.61	Fig.62	Fig.63	
836.5	20525	50		0	Fig.64	Fig.65	Fig.66	
844	20600	1		49	Fig.67	Fig.68	Fig.69	
844	20600	50		0	Fig.70	Fig.71	Fig.72	

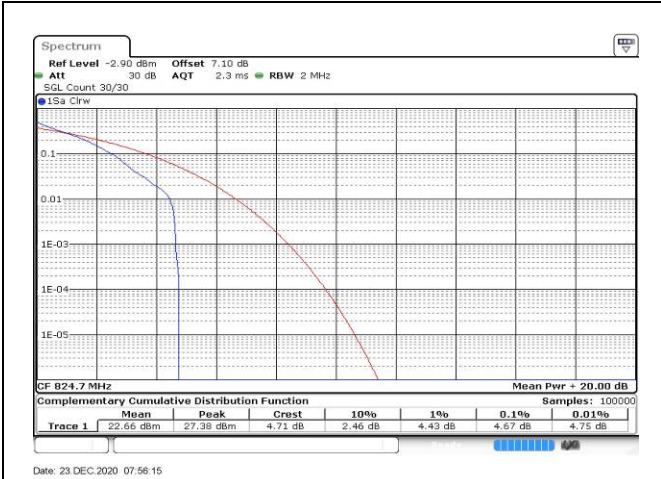


Fig.1

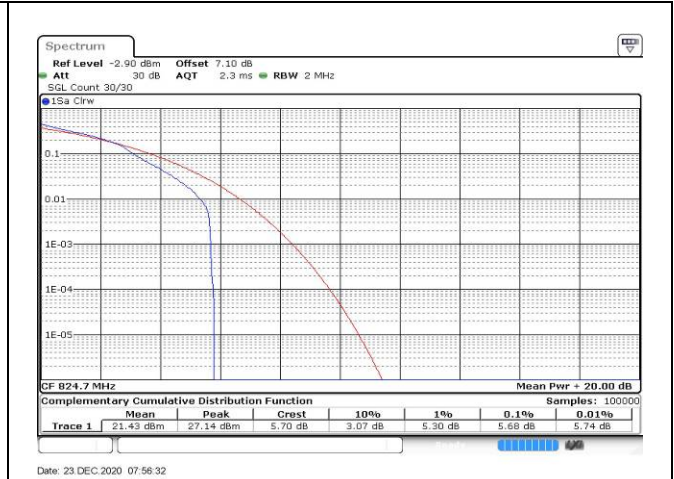


Fig.2

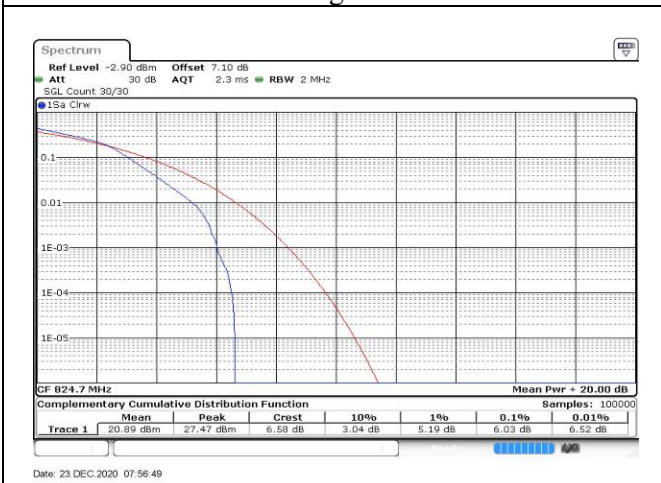


Fig.3

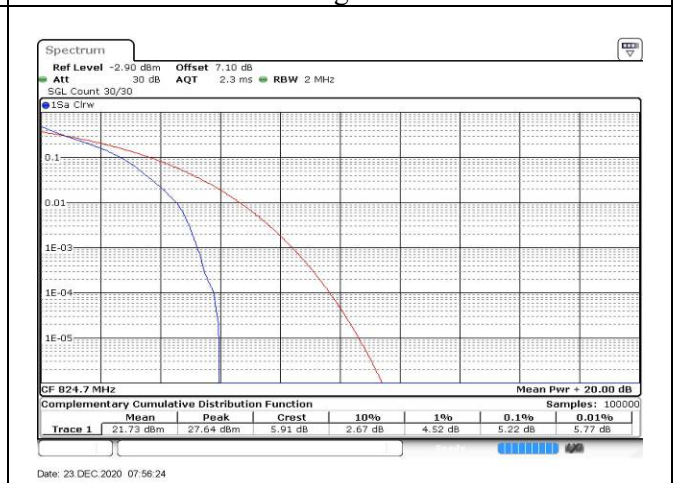


Fig.4

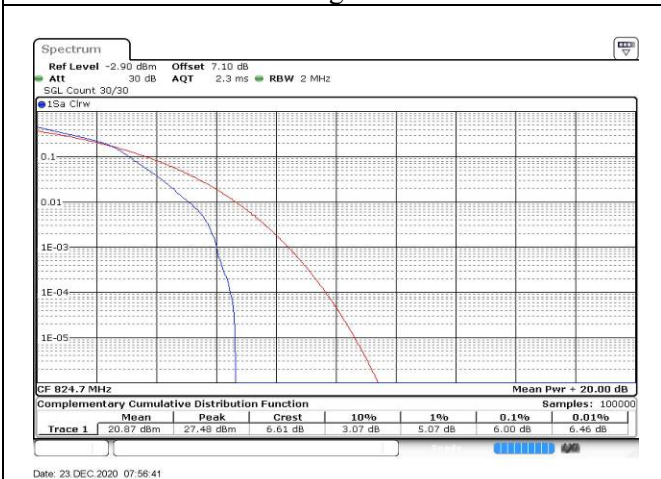


Fig.5

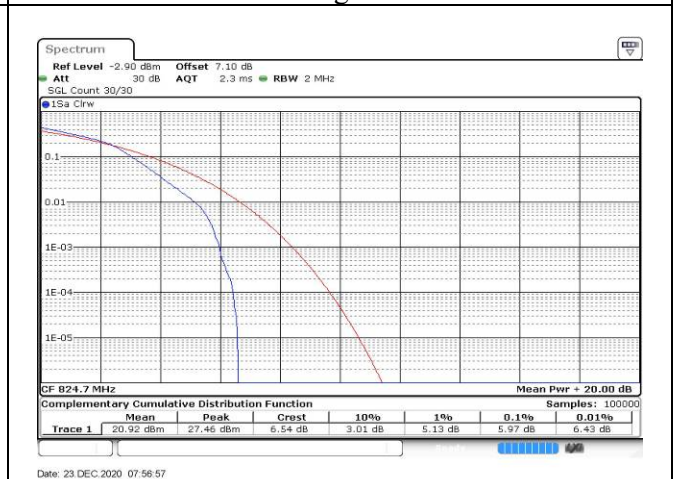


Fig.6

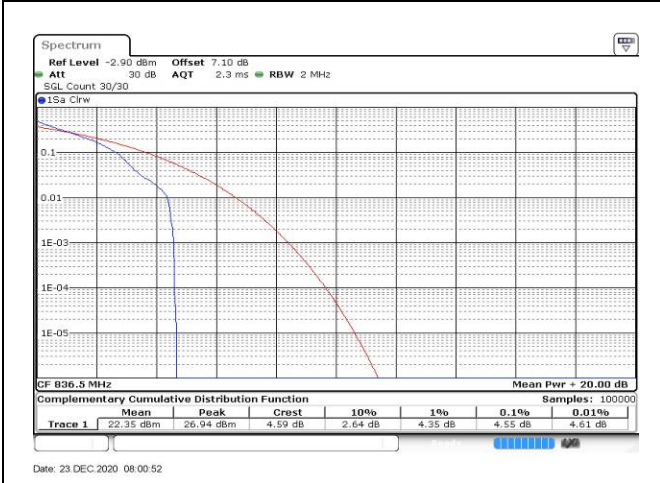


Fig.7

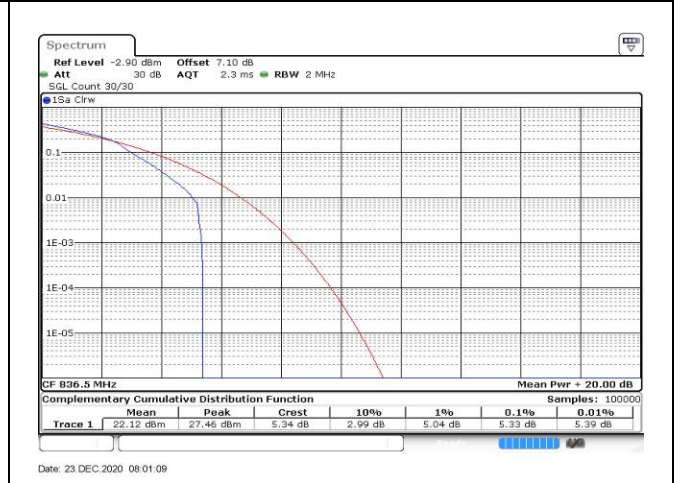


Fig.8

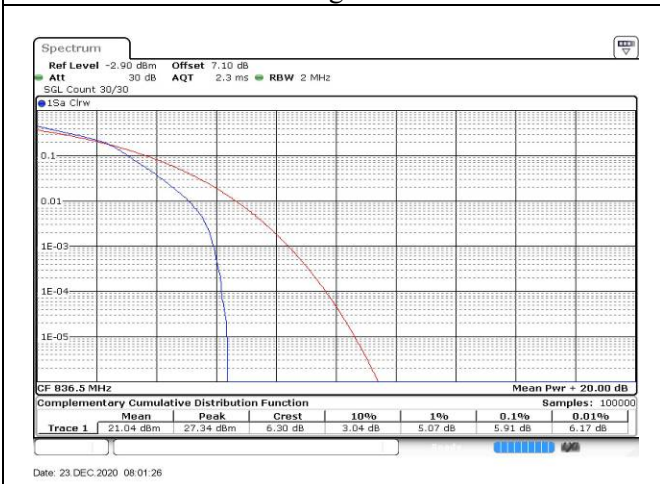


Fig.9

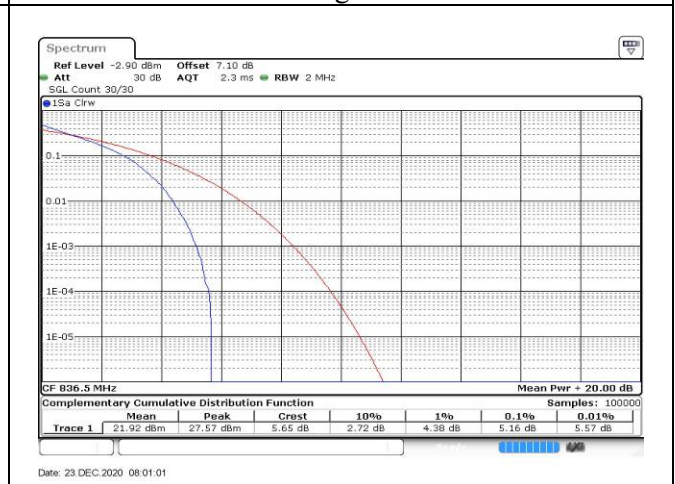


Fig.10

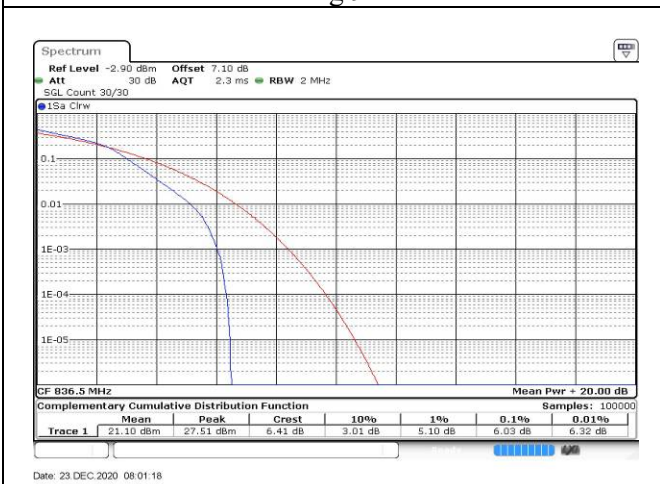


Fig.11

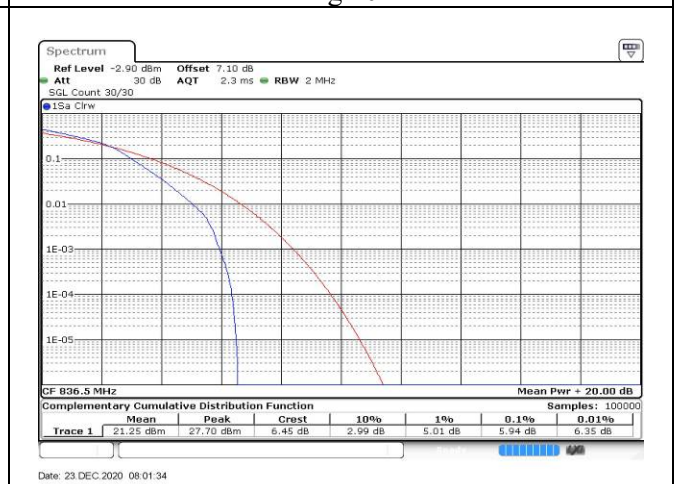


Fig.12

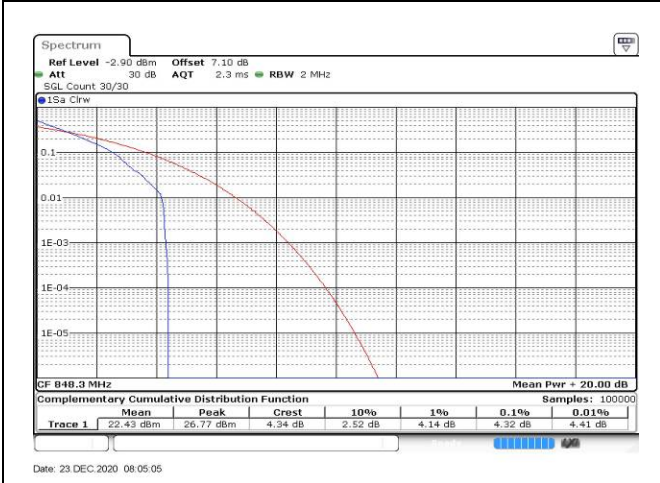


Fig.13

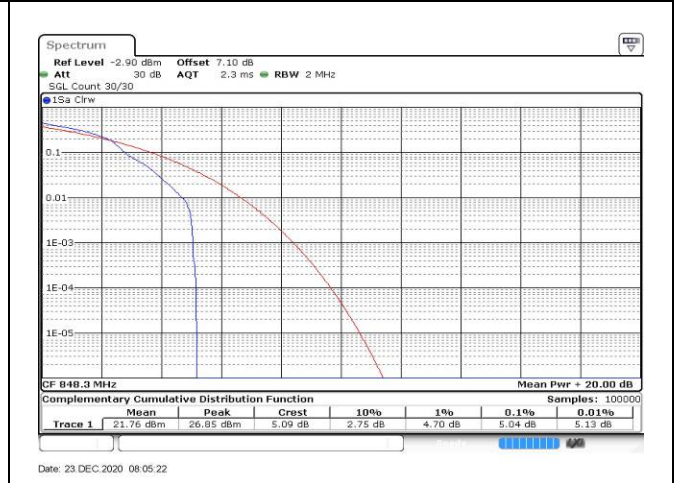


Fig.14

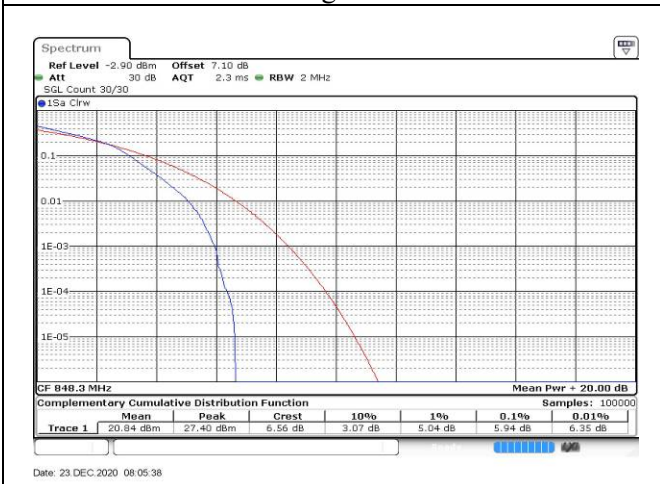


Fig.15

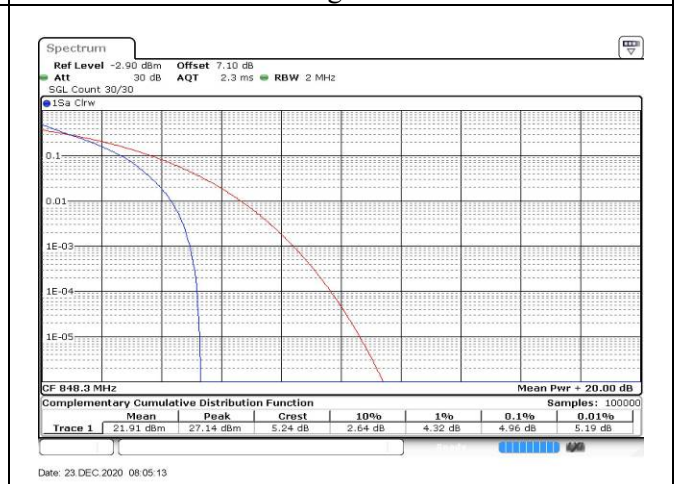


Fig.16

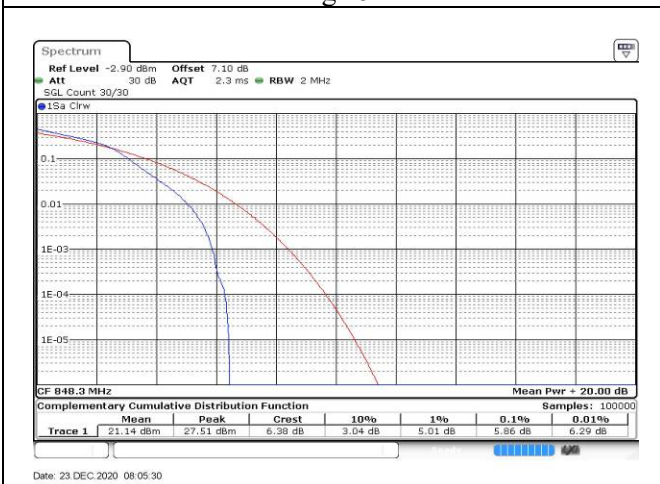


Fig.17

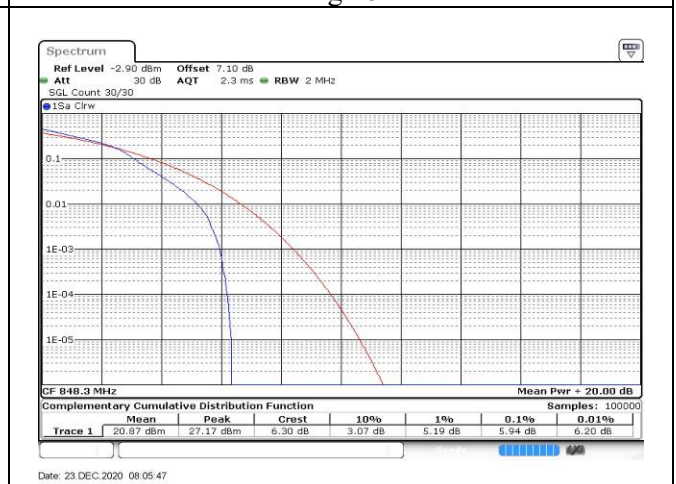


Fig.18