

TEST REPORT FOR SAR TESTING

Report No.: SRTC2020-9004(F)-20102101(H)

Product Name: Smartphone

Product Model: CP3320AS2

Applicant: Yulong Computer Telecommunication Scientific (Shenzhen)

Co., Ltd

Manufacturer: Yulong Computer Telecommunication Scientific (Shenzhen)

Co., Ltd

Specification: Part 2.1093

IEEE Std 1528

KDB Procedures

FCC ID: R38YLCP3320AS2

The State Radio_monitoring_center Testing Center (SRTC)

15th Building, No.30 Shixing Street, Shijingshan District, Beijing, P.R. China

Tel: 86-10-57996183 Fax: 86-10-57996388

Contents

1. GENERAL INFORMATION	2
1.1 NOTES OF THE TEST REPORT.....	2
1.2 INFORMATION ABOUT THE TESTING LABORATORY.....	2
1.3 APPLICANT’S DETAILS	2
1.4 MANUFACTURER’S DETAILS	2
1.5 TEST ENVIRONMENT	3
2. DESCRIPTION OF THE DEVICE UNDER TEST.....	3
2.1 FINAL EQUIPMENT BUILD STATUS	3
2.2 SUPPORT EQUIPMENT.....	4
3. REFERENCE SPECIFICATION	6
4. TEST CONDITIONS.....	7
4.1 PICTURE TO DEMONSTRATE THE REQUIRED LIQUID DEPTH	7
4.2 TEST SIGNAL, FREQUENCIES AND OUTPUT POWER.....	7
4.3 SAR MEASUREMENT SET-UP.....	7
4.4 PHANTOMS	8
4.5 TISSUE SIMULANTS	8
4.6 DESCRIPTION OF THE TEST PROCEDURE	9
5 RESULT SUMMAR	12
6 TEST RESULT.....	14
6.1 MANUFACTURING TOLERANCE.....	14
6.2 GSM MEASUREMENT RESULT.....	30
6.3 WCDMA MEASUREMENT RESULT	33
6.4 LTE MEASUREMENT RESULT	43
6.5 BLUETOOTH MEASUREMENT RESULT	138
6.6 WI-FI MEASUREMENT RESULT.....	139
6.7 STANDALONE SAR TEST EXCLUSION CONSIDERATIONS	140
6.8 RF EXPOSURE CONDITIONS	142
6.9 SYSTEM CHECKING.....	145
6.10 SAR TEST RESULT	147
6.11 SAR MEASUREMENT VARIABILITY	176
6.12 SIMULTANEOUS TRANSMISSION SAR ANALYSIS	177
7 MEASUREMENT UNCERTAINTY	177
8 TEST EQUIPMENTS	180
ANNEX A – TEST PLOTS	182

1. GENERAL INFORMATION

1.1 Notes of the test report

The test report may only be reproduced or published in full. Reproduction or publication of extracts from the report requires the prior written permission of The State Radio_monitoring_center Testing Center (SRTC).

The test results relate only to individual items of the samples which have been tested.

The certification and accreditation identifiers used in this report shall not be applicable to the tested or calibrated samples thereof. The manufacturer shall not mark the tested samples or items (or a separate part of the item) with the identifiers of certification and accreditation to mislead relevant parties about the tested samples or items.

1.2 Information about the testing laboratory

Company:	The State Radio_monitoring_center Testing Center (SRTC)
Address:	15th Building, No.30 Shixing Street, Shijingshan District, Beijing P.R. China
City:	Beijing
Country or Region:	P.R. China
Contacted person:	Liu Jia
Tel:	+86 10 57996183
Fax:	+86 10 57996388
Email:	liuji@srctc.org.cn

1.3 Applicant's details

Company:	Yulong Computer Telecommunication Scientific (Shenzhen) Co., Ltd
Address:	Floor 21, Block A, Coolpad Building, Intersection of Keyuan Avenue and Baoshen Road, North High-Tech Industrial Park, Nanshan District, Shenzhen
City:	Shenzhen
Country or Region:	Guangdong, China
Contacted person:	Yentl Chen
Tel:	+8615927320221
Email:	chenyanting@yulong.com

1.4 Manufacturer's details

Company:	Yulong Computer Telecommunication Scientific (Shenzhen) Co., Ltd
Address:	Floor 21, Block A, Coolpad Building, Intersection of Keyuan Avenue and Baoshen Road, North High-Tech Industrial Park, Nanshan District, Shenzhen
City:	Shenzhen
Country or Region:	Guangdong, China
Contacted person:	Yentl Chen
Tel:	+8615927320221
Email:	chenyanting@yulong.com

1.5 Test Environment

Date of Receipt of test sample at SRTC:	2020.12.21
Testing Start Date:	2020.12.25
Testing End Date:	2021.01.05

Environmental Data:	Temperature (°C)	Humidity (%)
Ambient	20	40

Normal Supply Voltage (Vdc.):	3.85
-------------------------------	------

2. DESCRIPTION OF THE DEVICE UNDER TEST

2.1 Final Equipment Build Status

Wireless Technology and Frequency Bands	<input checked="" type="checkbox"/> GSM Band: GSM850/900 DCS1800 PCS1900 <input checked="" type="checkbox"/> WCDMA Band: FDD II/IV/V <input checked="" type="checkbox"/> LTE Band: 2/4/5/12/13/25/26/41/66/71 <input checked="" type="checkbox"/> Wi-Fi Band: 2.4GHz <input checked="" type="checkbox"/> BT/BLE
Mode	GSM <input checked="" type="checkbox"/> GPRS (GMSK) <input checked="" type="checkbox"/> EGPRS (GMSK/8PSK) WCDMA <input checked="" type="checkbox"/> UMTS Rel. 99 <input checked="" type="checkbox"/> HSDPA (Rel. 5) <input checked="" type="checkbox"/> HSUPA (Rel. 6) <input checked="" type="checkbox"/> HSPA+ (Rel.7) <input checked="" type="checkbox"/> DC-HSDPA (Rel.8) Wi-Fi <input type="checkbox"/> 802.11a <input checked="" type="checkbox"/> 802.11b <input checked="" type="checkbox"/> 802.11g <input checked="" type="checkbox"/> 802.11n HT20 <input checked="" type="checkbox"/> 802.11n HT40 <input type="checkbox"/> 802.11ac VHT20 <input type="checkbox"/> 802.11ac VHT40 <input type="checkbox"/> 802.11ac VHT80 LTE <input checked="" type="checkbox"/> QPSK <input checked="" type="checkbox"/> 16QAM <input checked="" type="checkbox"/> 64QAM
Duty Cycle*	GPRS: 12.5% (1 Slot), 25% (2 Slots), 37.5% (3 Slots), 50% (4 Slots) EDGE(GMSK/8PSK) 12.5% (1 Slot), 25% (2 Slots), 37.5% (3 Slots), 50% (4 Slots)

	WCDMA: 100% LTE(FDD): 100% LTE(TDD): 63.3% maximum BT: DH5:76.99% 2DH5:76.98% 3DH5:76.99% BLE: 1M:62.27% WIFI2.4GHz: 11b:97.59% 11g:87.23% 11n20:86.47% 11n40:75.78%
Multi-Slot Class for GPRS/EDGE	<input type="checkbox"/> Class 8 - One Up <input type="checkbox"/> Class 10 - Two Up <input type="checkbox"/> Class 12 - Four Up <input checked="" type="checkbox"/> Class 33- Four Up
Mobile Phone Capability	<input type="checkbox"/> Class A - Mobile phones can be connected to both GPRS and GSM services simultaneously. <input checked="" type="checkbox"/> Class B - Mobile phones can be attached to both GPRS and GSM services, using one service at a time. <input type="checkbox"/> Class C - Mobile phones are attached to either GPRS or GSM voice service. You need to switch manually between services
DTM	Not Supported
Note	For licensed cellular network duty cycle is inherent. For unlicensed network WLAN Duty cycle is depends on the data traffic, and the traffic allocation in operating mode could be the most conservative condition which with 100% duty cycle. SAR measurement also use non signalling mode, so the duty factor shall be taken into consideration.

2.2 Support Equipment

The following support equipment was used to exercise the DUT during testing:

State of sample	Normal
H/W Version	P2
S/W Version	CP3320AS2.201211.0S
IMEI	862230050005768/862230050005537/862230050005958
Notes	As the information described above, we use test sample offered by the customer. The relevant tests have been performed in order to verify in which combination case the EUT would have the worst features.

Equipment	Battery 1
Manufacturer	TianMao
Model Number	CPLD-441
Equipment	Battery 2
Manufacturer	Lishen
Model Number	CPLD-441

Equipment	Charger 1
Manufacturer	Ruide
Model Number	RD0501000-USBA-18MG
Equipment	Charger 2
Manufacturer	Kosun
Model Number	618045

Equipment	USB cable 1
Manufacturer	Kosun
Model Number	A20016
Equipment	USB cable 2
Manufacturer	Baorunlian
Model Number	8.2.63

3. REFERENCE SPECIFICATION

Specification	Version	Title
Part 2.1093	2019	Radiofrequency radiation exposure evaluation: portable devices.
IEEE Std 1528	2013	IEEE Recommended Practice for Determining the Peak Spatial-Average Specific Absorption Rate (SAR) in the Human Head from Wireless Communications Devices: Measurement Techniques
KDB 447498 D01	v06	General RF Exposure Guidance
KDB 447498 D02	v02r01	SAR MEASUREMENT PROCEDURES FOR USB DONGLE TRANSMITTERS
KDB 648474 D04	v01r03	Handset SAR
KDB 941225 D01	v03r01	3G SAR Procedures
KDB 248227 D01	v02r02	SAR GUIDANCE FOR IEEE 802.11 (Wi-Fi) TRANSMITTERS
KDB 865664 D01	v01r04	SAR Measurement from 100 MHz to 6 GHz
KDB 865664 D02	v01r02	RF Exposure Reporting
KDB 941225 D05	v02r05	SAR for LTE Devices

4. TEST CONDITIONS

4.1 Picture to demonstrate the required liquid depth

The liquid depth is large than 15cm in the used SAM phantoms in flat section, and the depth of the tissue simulant was 15.0 ± 0.5 cm measured from the ear reference point during system checking and device measurements.



Liquid depth for SAR Measurement

4.2 Test Signal, Frequencies and Output Power

The device was put into operation by using a call tester. Communication between the device and the call tester was established by air link.

The device output power was set to maximum power level for all tests; a fully charged battery was used for every test sequence.

In all operating bands the measurements were performed on middle channel, and few of them were also performed on lowest and highest channels.

4.3 SAR Measurement Set-up

The system is based on a high precision robot (working range greater than 0.9m), which positions the probes with a positional repeatability of better than ± 0.02 mm. Special E-field probes have been developed for measurements close to material discontinuity, the sensors of which are directly loaded with a Schottky diode and connected via highly resistive lines (length =300mm) to the data acquisition unit. A cell controller system contains the power supply, robot controller, teaches pendant (Joystick), and remote control, is used to drive the robot motors.

The PC consists of the Micron Pentium IV computer with Win7 system and SAR Measurement Software DASY5 Professional, A/D interface card, monitor, mouse, and keyboard. The Stäubli Robot is connected to the cell controller to allow software manipulation of the robot.

A data acquisition electronic (DAE) circuit performs the signal amplification; signal multiplexing, AD-conversion, offset measurements, mechanical surface detection, collision detection, etc. is connected to the Electro-optical coupler (EOC). The EOC performs the conversion from the optical into digital electric signal of the DAE and transfers data to the PC plug-in card. The DAE consists of a highly sensitive electrometer-grade preamplifier with auto-zeroing, a channel and gain-switching multiplexer, a fast 16bit AD-converter and a command decoder and control logic unit. Transmission to the PC-card is accomplished through an optical downlink for data and status information and an optical uplink for commands and clock lines.

The mechanical probe mounting device includes two different sensor systems for frontal and sidewise probe contacts. They are also used for mechanical surface detection and probe collision detection

The robot uses its own controller with a built in VME-bus computer.

4.4 Phantoms

The phantom used for all tests i.e. for both system checks and device testing, was the twin headed "SAM Phantom", manufactured by SPEAG. The phantom conforms to the requirements of IEEE 1528.

System checking was performed using the flat section, whilst Head SAR tests used the left and right head profile sections. Body SAR testing also used the flat section between the head profiles.

The SPEAG device holder was used to position the device in all tests whilst a tripod was used to position the validation dipoles against the flat section of phantom.

4.5 Tissue Simulants

Recommended values for the dielectric parameters of the tissue simulants are given in IEEE 1528. All tests were carried out using simulants whose dielectric parameters were within $\pm 10\%$ below 3GHz and $\pm 5\%$ above 3GHz of the recommended values when use DASY system according to KDB865664D01. All tests were carried out within 24 hours of measuring the dielectric parameters.

Tissue Stimulant Recipes	
Name	Broadband tissue-equivalent liquid
Type	HBBL600-10000V6 Simulating Liquid
Note: The stimulant could be the same for head and body.	

4.6 DESCRIPTION OF THE TEST PROCEDURE

4.6.1 Device Holder

The device was placed in the device holder (illustrated below) that is supplied by SPEAG as an integral part of the Dasy system.



Device holder supplied by SPEAG

4.6.2 Test Exposure Conditions

4.6.2.1 Head Configuration

Measurements were made in “cheek” and “tilt” positions on both the left hand and right-hand sides of the phantom.

The positions used in the measurements were according to IEEE 1528 "IEEE Recommended Practice for Determining the Peak Spatial-Average Specific Absorption Rate (SAR) in the Human Head from Wireless Communications Devices: Measurement Techniques".

4.6.2.2 Body Worn Configuration

The device was placed in the SPEAG holder below the flat section of the phantom. The distance between the device and the phantom was kept at the separation distance using a separate flat spacer that was removed before the start of the measurements. And the distance is normally determined according to the actual scene which might be the worst use condition for general exposure. The device's front and rear were oriented facing the phantom since these orientations give higher results for most regular portable devices.

4.6.2.3 Hotspot Configuration

Hotspot mode SAR is measured for all edges and surfaces of the device with a transmitting antenna located within 25 mm from that surface or edge; for the data modes, wireless technologies and frequency bands supporting hotspot mode.

4.6.3 Scan Procedure

First, area scans were used for determination of the field distribution and the approximate location of the local peak SAR values. The SAR distribution is scanned along the inside surface, at least for an area larger than the projection of the handset and antenna. The angle between the probe axis and the surface normal line is recommended but not required to be less than 30°. The SAR distribution is first measured on a 2-D coarse grid. The scan region should cover all areas that are exposed and encompassed by the projection of the handset. There are 15 mm × 15 mm (equal or less than 2GHz), 12 mm × 12 mm (from 2GHz~4GHz) and 10mm x 10mm (from 4GHz~6GHz) measurement grid used when two staggered one-dimensional cubic splines are used to estimate the maximum SAR location.

When the reported 1g-SAR estimated by area scan is less than 1.40 w/kg.

Zoom scan was performed by using the configuration mentioned below or more conservative scan area and step to determine the averaged SAR value. Drift was determined by measuring the same point at the start of the area scan and again at the end of the zoom scan.

Below 3GHz: 32mmX32mmX30mm scan area with 8 mm X8 mm X5 mm steps

2GHz-3GHz: 32mmX32mmX30mm scan area with 8 mm X8 mm X5 mm steps

3GHz-4GHz: 28mmX28mmX28mm scan area with 7 mm X7 mm X4 mm steps

4GHz-5GHz: 25mmX25mmX24mm scan area with 5 mm X5 mm X3 mm steps

5GHz-6GHz: 25mmX25mmX22mm scan area with 5 mm X5 mm X2 mm steps

4.6.4 SAR Averaging Methods

The maximum SAR value was averaged over a cube of tissue using interpolation and extrapolation.

The interpolation, extrapolation and maximum search routines within DASY5 are all based on the modified Quadratic Shepard's method (Robert J. Renka, "Multivariate Interpolation of Large Sets of Scattered Data", University of North Texas ACM Transactions on Mathematical Software, vol. 14, no. 2, June 1988, pp. 139-148).

The interpolation scheme combines a least-square fitted function method with a weighted average method. A triradiate 3-D / bivariate 2-D quadratic function is computed for each measurement point and fitted to neighboring points by a least-square method. For the zoom scan, inverse distance weighting is incorporated to fit distant points more accurately. The interpolating function is finally calculated as a weighted average of the quadratics.

In the zoom scan, the interpolation function is used to extrapolate the Peak SAR from the deepest measurement points to the inner surface of the phantom.

5 RESULT SUMMARY

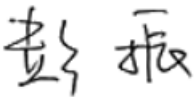

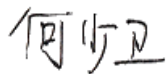
The maximum reported SAR values for Head/Body-Worn/Hotspot exposure conditions are given as follows. The device conforms to the requirements of the standard(s) when the maximum reported SAR value is less than or equal to the limit.

Standalone Transmission Summary(1g- SAR)					
Exposure Position	Frequency Band	SAR Result(W/kg)	Highest SAR Result(W/kg)	Limit(W/kg)	Result
Head	GSM 850	1.37	1.37	1.60	Pass
	GSM 1900	0.64			
	WCDMA Band II	0.63			
	WCDMA Band IV	0.37			
	WCDMA Band V	0.67			
	LTE Band 2	0.53			
	LTE Band 4	0.32			
	LTE Band 5	0.70			
	LTE Band 12	0.72			
	LTE Band 13	0.27			
	LTE Band 25	0.64			
	LTE Band 26	0.77			
	LTE Band 41	0.16			
	LTE Band 66	0.30			
	LTE Band 71	0.46			
WLAN 2.4GHz	0.34				
Body-Worn (10mm Gap)	GSM 850	0.51	0.82	1.60	Pass
	GSM 1900	0.82			
	WCDMA Band II	0.75			
	WCDMA Band IV	0.71			
	WCDMA Band V	0.37			
	LTE Band 2	0.68			
	LTE Band 4	0.64			
	LTE Band 5	0.30			
	LTE Band 12	0.30			
	LTE Band 13	0.11			
	LTE Band 25	0.70			
	LTE Band 26	0.34			
	LTE Band 41	0.51			
	LTE Band 66	0.73			
	LTE Band 71	0.19			
WLAN 2.4GHz	0.14				
Hotspot (10mm Gap)	GSM 850	0.51	0.82	1.60	Pass
	GSM 1900	0.82			
	WCDMA Band II	0.75			
	WCDMA Band IV	0.71			
	WCDMA Band V	0.37			
	LTE Band 2	0.68			
	LTE Band 4	0.64			
	LTE Band 5	0.30			
	LTE Band 12	0.30			

	LTE Band 13	0.11				
	LTE Band 25	0.70				
	LTE Band 26	0.34				
	LTE Band 41	0.51				
	LTE Band 66	0.73				
	LTE Band 71	0.19				
	WLAN 2.4GHz	0.14				

Simultaneous Transmission Summary

Simultaneous Transmission Summary(1g- SAR)					
Exposure Position	Mode	SAR Result(W/kg)	Highest SAR Result(W/kg)	Limit(W/kg)	Result
Head	WWAN+WLAN 2.4G	1.57	1.57	1.60	pass
Body-Worn	WWAN+WLAN 2.4G	0.96			
Hotspot	WWAN+WLAN 2.4G	0.96			

This Test Report Is Approved by: Mr. Peng Zhen 	Review by: Mr. Li Bin 
Tested and issued by: Mr. He Shaowei 	Approved date: 2021/01/11

6 TEST RESULT

6.1 Manufacturing Tolerance

GSM

GSM850

Carrier frequency (MHz)	Channel No.	Tune up Tolerance (dBm)
824.2	128	34.0
836.4	189	
848.8	251	

GPRS/EGPRS (GMSK):

Carrier frequency (MHz)	Channel No.	TX Mode	Tune up Tolerance (dBm)
824.2	128	4Downlink1uplink	34.0
836.4	189		
848.8	251		
824.2	128	3Downlink2uplink	31.5
836.4	189		
848.8	251		
824.2	128	2Downlink3uplink	29.5
836.4	189		
848.8	251		
824.2	128	1Downlink4uplink	29.5
836.4	189		
848.8	251		

EGPRS (8PSK):

Carrier frequency (MHz)	Channel No.	TX Mode	Tune up Tolerance (dBm)
824.2	128	8PSK 4Downlink1uplink	31.0
836.4	189		
848.8	251		
824.2	128	8PSK 3Downlink2uplink	27.5
836.4	189		
848.8	251		
824.2	128	8PSK 2Downlink3uplink	24.0
836.4	189		
848.8	251		
824.2	128	8PSK 1Downlink4uplink	24.0
836.4	189		
848.8	251		

PCS1900:

Carrier frequency (MHz)	Channel No.	Tune up Tolerance (dBm)
1850.2	512	30.0
1880.0	661	
1909.8	810	

GPRS/EGPRS (GMSK):

Carrier frequency (MHz)	Channel No.	TX Mode	Tune up Tolerance (dBm)
1850.2	512	4Downlink1uplink	30.0
1880.0	661		
1909.8	810		
1850.2	512	3Downlink2uplink	29.0
1880.0	661		
1909.8	810		
1850.2	512	2Downlink3uplink	28.0
1880.0	661		
1909.8	810		
1850.2	512	1Downlink4uplink	27.0
1880.0	661		
1909.8	810		

EGPRS (8PSK):

Carrier frequency (MHz)	Channel No.	TX Mode	Tune up Tolerance (dBm)
1850.2	512	8PSK 4Downlink1uplink	27.5
1880.0	661		
1909.8	810		
1850.2	512	8PSK 3Downlink2uplink	26.0
1880.0	661		
1909.8	810		
1850.2	512	8PSK 2Downlink3uplink	23.5
1880.0	661		
1909.8	810		
1850.2	512	8PSK 1Downlink4uplink	23.0
1880.0	661		
1909.8	810		

WCDMA

WCDMA band II

Mode		Carrier frequency (MHz)	Channel No.	Tune up Tolerance (dBm)
Release 99	RMC,12.2kbps	1852.4	9262	24.0
		1880.0	9400	
		1907.6	9538	
HSDPA	Subtest 1	1852.4	9262	23.0
		1880.0	9400	
		1907.6	9538	
	Subtest 2	1852.4	9262	
		1880.0	9400	
		1907.6	9538	
	Subtest 3	1852.4	9262	
		1880.0	9400	
		1907.6	9538	
	Subtest 4	1852.4	9262	
		1880.0	9400	
		1907.6	9538	
HSUPA	Subtest 1	1852.4	9262	23.0
		1880.0	9400	
		1907.6	9538	
	Subtest 2	1852.4	9262	
		1880.0	9400	
		1907.6	9538	
	Subtest 3	1852.4	9262	
		1880.0	9400	
		1907.6	9538	
	Subtest 4	1852.4	9262	
		1880.0	9400	
		1907.6	9538	
	Subtest 5	1852.4	9262	
		1880.0	9400	
		1907.6	9538	
HSPA+	QPSK	1852.4	9262	23.0
		1880.0	9400	
		1907.6	9538	
	16QAM	1852.4	9262	
		1880.0	9400	
		1907.6	9538	
DC-HSDPA	Subtest 1	1852.4	9262	23.0
		1880.0	9400	
		1907.6	9538	
	Subtest 2	1852.4	9262	
		1880.0	9400	
		1907.6	9538	
	Subtest 3	1852.4	9262	
		1880.0	9400	
		1907.6	9538	
	Subtest 4	1852.4	9262	
		1880.0	9400	
		1907.6	9538	

WCDMA band IV

Mode		Carrier frequency (MHz)	Channel No.	Tune up Tolerance (dBm)
Release 99	RMC,12.2kbps	1712.4	1312	24.0
		1732.4	1412	
		1752.6	1513	
HSDPA	Subtest 1	1712.4	1312	23.5
		1732.4	1412	
		1752.6	1513	
	Subtest 2	1712.4	1312	
		1732.4	1412	
		1752.6	1513	
	Subtest 3	1712.4	1312	
		1732.4	1412	
		1752.6	1513	
	Subtest 4	1712.4	1312	
		1732.4	1412	
		1752.6	1513	
HSUPA	Subtest 1	1712.4	1312	23.5
		1732.4	1412	
		1752.6	1513	
	Subtest 2	1712.4	1312	
		1732.4	1412	
		1752.6	1513	
	Subtest 3	1712.4	1312	
		1732.4	1412	
		1752.6	1513	
	Subtest 4	1712.4	1312	
		1732.4	1412	
		1752.6	1513	
	Subtest 5	1712.4	1312	
		1732.4	1412	
		1752.6	1513	
HSPA+	QPSK	1712.4	1312	23.5
		1732.4	1412	
		1752.6	1513	
	16QAM	1712.4	1312	
		1732.4	1412	
		1752.6	1513	
DC-HSDPA	Subtest 1	1712.4	1312	23.0
		1732.4	1412	
		1752.6	1513	
	Subtest 2	1712.4	1312	
		1732.4	1412	
		1752.6	1513	
	Subtest 3	1712.4	1312	
		1732.4	1412	
		1752.6	1513	
	Subtest 4	1712.4	1312	
		1732.4	1412	
		1752.6	1513	

WCDMA band V

Mode		Carrier frequency (MHz)	Channel No.	RF Power Output (dBm)
Release 99	RMC,12.2kbps	826.4	4132	24.0
		836.6	4183	
		846.6	4233	
HSDPA	Subtest 1	826.4	4132	23.0
		836.6	4183	
		846.6	4233	
	Subtest 2	826.4	4132	
		836.6	4183	
		846.6	4233	
	Subtest 3	826.4	4132	
		836.6	4183	
		846.6	4233	
	Subtest 4	826.4	4132	
		836.6	4183	
		846.6	4233	
HSUPA	Subtest 1	826.4	4132	24.0
		836.6	4183	
		846.6	4233	
	Subtest 2	826.4	4132	
		836.6	4183	
		846.6	4233	
	Subtest 3	826.4	4132	
		836.6	4183	
		846.6	4233	
	Subtest 4	826.4	4132	
		836.6	4183	
		846.6	4233	
	Subtest 5	826.4	4132	
		836.6	4183	
		846.6	4233	
HSPA+	QPSK	826.4	9262	23.0
		836.6	9400	
		846.6	9538	
	16QAM	826.4	9262	
		836.6	9400	
		846.6	9538	
DC-HSDPA	Subtest 1	826.4	9262	23.0
		836.6	9400	
		846.6	9538	
	Subtest 2	826.4	9262	
		836.6	9400	
		846.6	9538	
	Subtest 3	826.4	9262	
		836.6	9400	
		846.6	9538	
	Subtest 4	826.4	9262	
		836.6	9400	
		846.6	9538	

LTE

Note: RB allocation mentioned below is for all Bandwidths, and the Frequency Range are divided to 3 ranges (Low, Mid, High)

Band 2

BW	Modulation	RB allocation with different offset	Frequency range	Tune up Tolerance (dBm)
All Bandwidth	QPSK	1	Low	25.0
			Mid	
			High	
		50%	Low	24.5
			Mid	
			High	
		100%	Low	23.0
			Mid	
			High	
	16QAM	1	Low	23.5
			Mid	
			High	
		50%	Low	23.5
			Mid	
			High	
		100%	Low	22.5
			Mid	
			High	
	64QAM	1	Low	22.5
			Mid	
			High	
		50%	Low	22.5
			Mid	
			High	
100%		Low	22.5	
		Mid		
		High		

Band 4

BW	Modulation	RB allocation with different offset	Frequency range	Tune up Tolerance (dBm)
All Bandwidth	QPSK	1	Low	24.5
			Mid	
			High	
		50%	Low	24.5
			Mid	
			High	
		100%	Low	23.5
			Mid	
			High	
	16QAM	1	Low	24.0
			Mid	
			High	
		50%	Low	23.0
			Mid	
			High	
		100%	Low	23.0
			Mid	
			High	
	64QAM	1	Low	24.5
			Mid	
			High	
		50%	Low	24.0
			Mid	
			High	
100%		Low	24.0	
		Mid		
		High		

Band 5

BW	Modulation	RB allocation with different offset	Frequency range	Tune up Tolerance (dBm)
All Bandwidth	QPSK	1	Low	24.0
			Mid	
			High	
		50%	Low	24.0
			Mid	
			High	
		100%	Low	23.0
			Mid	
			High	
	16QAM	1	Low	23.5
			Mid	
			High	
		50%	Low	23.5
			Mid	
			High	
		100%	Low	22.5
			Mid	
			High	
	64QAM	1	Low	22.5
			Mid	
			High	
		50%	Low	22.5
			Mid	
			High	
100%		Low	22.5	
		Mid		
		High		

Band 12

BW	Modulation	RB allocation with different offset	Frequency range	Tune up Tolerance (dBm)
All Bandwidth	QPSK	1	Low	24.5
			Mid	
			High	
		50%	Low	24.5
			Mid	
			High	
		100%	Low	23.0
			Mid	
			High	
	16QAM	1	Low	23.5
			Mid	
			High	
		50%	Low	23.0
			Mid	
			High	
		100%	Low	22.5
			Mid	
			High	
	64QAM	1	Low	22.5
			Mid	
			High	
		50%	Low	22.5
			Mid	
			High	
100%		Low	22.5	
		Mid		
		High		

Band 13

BW	Modulation	RB allocation with different offset	Frequency range	Tune up Tolerance (dBm)
All Bandwidth	QPSK	1	Low	24.5
			Mid	
			High	
		50%	Low	23.5
			Mid	
			High	
		100%	Low	23.5
			Mid	
			High	
	16QAM	1	Low	23.5
			Mid	
			High	
		50%	Low	22.0
			Mid	
			High	
		100%	Low	22.5
			Mid	
			High	
	64QAM	1	Low	22.5
			Mid	
			High	
		50%	Low	22.5
			Mid	
			High	
100%		Low	22.5	
		Mid		
		High		

Band 25

BW	Modulation	RB allocation with different offset	Frequency range	Tune up Tolerance (dBm)
All Bandwidth	QPSK	1	Low	24.5
			Mid	
			High	
		50%	Low	24.5
			Mid	
			High	
		100%	Low	23.5
			Mid	
			High	
	16QAM	1	Low	24.0
			Mid	
			High	
		50%	Low	23.5
			Mid	
			High	
		100%	Low	22.5
			Mid	
			High	
	64QAM	1	Low	22.5
			Mid	
			High	
		50%	Low	22.5
			Mid	
			High	
100%		Low	22.5	
		Mid		
		High		

Band 26

BW	Modulation	RB allocation with different offset	Frequency range	Tune up Tolerance (dBm)
All Bandwidth	QPSK	1	Low	24.0
			Mid	
			High	
		50%	Low	24.0
			Mid	
			High	
		100%	Low	23.0
			Mid	
			High	
	16QAM	1	Low	23.5
			Mid	
			High	
		50%	Low	23.5
			Mid	
			High	
		100%	Low	22.5
			Mid	
			High	
	64QAM	1	Low	22.5
			Mid	
			High	
		50%	Low	22.5
			Mid	
			High	
100%		Low	22.0	
		Mid		
		High		

Band 41

BW	Modulation	RB allocation with different offset	Frequency range	Tune up Tolerance (dBm)
All Bandwidth	QPSK	1	Low	24.5
			Mid	
			High	
		50%	Low	24.0
			Mid	
			High	
		100%	Low	24.0
			Mid	
			High	
	16QAM	1	Low	24.0
			Mid	
			High	
		50%	Low	23.0
			Mid	
			High	
		100%	Low	23.0
			Mid	
			High	
	64QAM	1	Low	22.5
			Mid	
			High	
		50%	Low	23.0
			Mid	
			High	
100%		Low	23.0	
		Mid		
		High		

Band 66

BW	Modulation	RB allocation with different offset	Frequency range	Tune up Tolerance (dBm)
All Bandwidth	QPSK	1	Low	24.5
			Mid	
			High	
		50%	Low	24.5
			Mid	
			High	
		100%	Low	23.5
			Mid	
			High	
	16QAM	1	Low	24.0
			Mid	
			High	
		50%	Low	23.5
			Mid	
			High	
		100%	Low	22.5
			Mid	
			High	
	64QAM	1	Low	22.5
			Mid	
			High	
		50%	Low	22.5
			Mid	
			High	
100%		Low	22.5	
		Mid		
		High		

Band 71

BW	Modulation	RB allocation with different offset	Frequency range	Tune up Tolerance (dBm)
All Bandwidth	QPSK	1	Low	24.0
			Mid	
			High	
		50%	Low	23.0
			Mid	
			High	
		100%	Low	23.0
			Mid	
			High	
	16QAM	1	Low	23.5
			Mid	
			High	
		50%	Low	22.0
			Mid	
			High	
		100%	Low	22.0
			Mid	
			High	
	64QAM	1	Low	22.0
			Mid	
			High	
		50%	Low	22.0
			Mid	
			High	
100%		Low	22.0	
		Mid		
		High		

Bluetooth

Modulation type	Tune up Tolerance (dBm)		
	2402MHz(Ch0)	2441MHz(Ch39)	2480MHz(Ch78)
GFSK	2.5		
$\pi/4$ DQPSK	1.0		
8DPSK	1.0		

Bluetooth (BLE)

Modulation type	Tune up Tolerance (dBm)		
	2402MHz (Ch0)	2440MHz (Ch19)	2480MHz (Ch39)
GFSK (LE 1Mbps)	1.0		

WLAN 2.4GHz

Modulation type	Tune up Tolerance (dBm)		
	2412MHz	2437MHz	2462MHz
802.11b	15.0		
802.11g	12.5		
802.11n HT20	11.5		
802.11n HT40	10.5		

6.2 GSM Measurement result

GSM850

GSM Measured Power:

Carrier frequency (MHz)	Channel No.	RF Power Output (dBm)	Frame average power(dBm)
824.2	128	33.93	24.90
836.4	189	33.85	24.82
848.8	251	33.76	24.73

GPRS/EGPRS (GMSK) Measured Power:

Carrier frequency (MHz)	Channel No.	TX Mode	RF Power Output (dBm)	Frame average power(dBm)
824.2	128	4Downlink1uplink	33.92	24.89
836.4	189		33.85	24.82
848.8	251		33.76	24.73
824.2	128	3Downlink2uplink	31.36	25.34
836.4	189		31.36	25.34
848.8	251		31.27	25.25
824.2	128	2Downlink3uplink	29.29	25.03
836.4	189		29.30	25.04
848.8	251		29.33	25.07
824.2	128	1Downlink4uplink	29.08	26.07
836.4	189		29.11	26.10
848.8	251		29.16	26.15

EGPRS (8PSK) Measured Power:

Carrier frequency (MHz)	Channel No.	TX Mode	RF Power Output (dBm)	Frame average power(dBm)
824.2	128	8PSK 4Downlink1uplink	29.04	20.01
836.4	189		30.51	21.48
848.8	251		28.94	19.91
824.2	128	8PSK 3Downlink2uplink	27.27	21.25
836.4	189		27.23	21.21
848.8	251		27.19	21.17
824.2	128	8PSK 2Downlink3uplink	23.69	19.43
836.4	189		23.70	19.44
848.8	251		23.61	19.35
824.2	128	8PSK 1Downlink4uplink	23.70	20.69
836.4	189		23.59	20.58
848.8	251		23.54	20.53

PCS1900

GSM Measured Power:

Carrier frequency (MHz)	Channel No.	RF Power Output (dBm)	Frame average power(dBm)
1850.2	512	29.92	20.89
1880.0	661	29.60	20.57
1909.8	810	29.63	20.60

GPRS/EGPRS (GMSK) Measured Power:

Carrier frequency (MHz)	Channel No.	TX Mode	RF Power Output (dBm)	Frame average power(dBm)
1850.2	512	4Downlink1uplink	29.90	20.87
1880.0	661		29.60	20.57
1909.8	810		29.72	20.69
1850.2	512	3Downlink2uplink	28.89	22.87
1880.0	661		28.71	22.69
1909.8	810		28.83	22.81
1850.2	512	2Downlink3uplink	27.67	23.41
1880.0	661		27.41	23.15
1909.8	810		27.53	23.27
1850.2	512	1Downlink4uplink	26.72	23.71
1880.0	661		26.35	23.34
1909.8	810		26.60	23.59

EGPRS (8PSK) Measured Power:

Carrier frequency (MHz)	Channel No.	TX Mode	RF Power Output (dBm)	Frame average power(dBm)
1850.2	512	8PSK 4Downlink1uplink	27.19	18.16
1880.0	661		26.92	17.89
1909.8	810		26.96	17.93
1850.2	512	8PSK 3Downlink2uplink	25.77	19.75
1880.0	661		25.32	19.30
1909.8	810		25.54	19.52
1850.2	512	8PSK 2Downlink3uplink	22.47	18.21
1880.0	661		23.09	18.83
1909.8	810		22.19	17.93
1850.2	512	8PSK 1Downlink4uplink	22.22	19.21
1880.0	661		22.63	19.62
1909.8	810		21.94	18.93

Division Factors (for Measured Power and Frame Average Power):

To average the power, the division factor is as follows:

1TX-slot (1uplink) = 1 transmit time slot out of 8 time slots=> conducted power divided by (8/1) => -9.03dB

2TX-slots(2uplink) = 2 transmit time slots out of 8 time slots=> conducted power divided by (8/2) => -6.02dB

3TX-slots (3uplink) = 3 transmit time slots out of 8 time slots=> conducted power divided by (8/3) => -4.26dB

4TX-slots (4uplink) = 4 transmit time slots out of 8 time slots=> conducted power divided by (8/4) => -3.01dB

According to the frame average conducted power, Body-worn SAR measurements are performed with **4TXslots (4uplink)** of GMSK for GPRS850 and **4Txslots (4uplink)** of GMSK for GPRS1900

6.3 WCDMA Measurement result

Release 99

The following procedures are according to FCC KDB Publication 941225 D01.

The following tests were completed according to the test requirements outlined in section 5.2 of the 3GPP TS34.121-1 specification. The DUT supports power Class 3, which has a nominal maximum output power of 24 dBm (+1.7/-3.7).

Mode	Subtest	Rel99
WCDMA General Settings	Loopback Mode	Test Mode 1
	RMC mode AMR mode	12.2kbps RMC 12.2kbps RMC in 3.4 kbps SRB
	Power Control Algorithm	Algorithm2
	β_c/β_d	8/15

Release 5

The following 4 Sub-tests were completed according to Release 5 procedures in section 5.2 of 3GPP TS34.121.

Sub-test	β_c	β_d	β_d (SF)	β_c/β_d	$\beta_{hs}^{(1)}$	CM(dB) ⁽²⁾
1	2/15	15/15	64	2/15	4/15	0.0
2	12/15 ⁽³⁾	15/15 ⁽³⁾	64	12/15 ⁽³⁾	24/15	1.0
3	15/15	8/15	64	15/18	30/15	1.5
4	15/15	4/15	64	15/4	30/15	1.5

Note1: Δ_{ACK} , Δ_{NACK} and $\Delta_{CQI} = 8 \leftrightarrow A_{hs} = \beta_{hs}/\beta_c = 30/15 \leftrightarrow \beta_{hs} = 30/15 * \beta_c$.

Note2: CM=1 for $\beta_c/\beta_d = 12/15$, $\beta_{hs}/\beta_c = 24/15$.

Note3: For subtest 2 the β_c/β_d ratio of 12/15 for the TFC during the measurement period(TF1,TF0) is achieved by setting the signaled gain factors for the reference TFC(TF1,TF1) to $\beta_c = 11/15$ and $\beta_d = 15/15$.

Release 6

The following 5 Sub-tests were completed according to Release 6 procedures in section 5.2 of 3GPP TS34.121.

Sub-test	β_c	β_d	β_d (S F)	β_c/β_d	$\beta_{hs}^{(1)}$	β_{ec}	β_{ed}	β_{ed} (S F)	β_{ed} (code s)	CM ⁽²⁾ (dB)	MP R (dB)	AG ⁽⁴⁾ Index	E-TF CI
1	11/15 ⁽³⁾	15/15 ⁽³⁾	64	11/15 ⁽³⁾	22/15	209/25	1039/25	4	1	1.0	2.0	20	75
2	6/15	15/15	64	6/15	12/15	12/15	94/75	4	1	3.0	2.0	12	67
3	15/15	9/15	64	15/9	30/15	30/15	$\beta_{ed1}:47/15$ $\beta_{ed2}:47/15$	4	2	2.0	2.0	15	92
4	2/15	15/15	64	2/15	4/15	2/15	56/75	4	1	3.0	2.0	17	71
5	15/15 ⁽⁴⁾	15/15 ⁽⁴⁾	64	15/15 ⁽⁴⁾	30/15	24/15	134/15	4	1	1.0	2.0	21	81

Note1: Δ_{ACK} , Δ_{NACK} and $\Delta_{CQI} = 8 \Leftrightarrow A_{hs} = \beta_{hs}/\beta_c = 30/15 \Leftrightarrow \beta_{hs} = 30/15 * \beta_c$.

Note2: CM=1 for $\beta_c/\beta_d = 12/15, \beta_{hs}/\beta_c = 24/15$. For all other combinations of DPDCH, DPCCH, HS-DPCCH, E-DPDCH and E-DPCCH the MPR is based on the relative CM difference.

Note3: For subtest 1 the β_c/β_d ratio of 11/15 for the TFC during the measurement period(TF1, TF0) is achieved by setting the signaled gain factors for the reference TFC(TF1, TF1) to $\beta_c = 10/15$ and $\beta_d = 15/15$.

Note4: For subtest 5 the β_c/β_d ratio of 15/15 for the TFC during the measurement period(TF1, TF0) is achieved by setting the signaled gain factors for the reference TFC(TF1, TF1) to $\beta_c = 14/15$ and $\beta_d = 15/15$.

NOTE5: Testing UE using E-DPDCH Physical layer category 1 Sub-test 3 is not required according to TS 25.306 Table 5.1g.

NOTE6: β_{ed} can not be set directly; it is set by Absolute Grant Value.

Release 7

The following 1 Sub-test was completed according to Release 7 procedures in section 5.2 of 3GPP TS34.121.

Table C.11.1.4: β values for transmitter characteristics tests with HS-DPCCH and E-DCH with 16QAM

Sub-test	β_c (Note 3)	β_d	β_{HS} (Note 1)	β_{ec}	β_{ed} (2xSF2) (Note 4)	β_{ed} (2xSF4) (Note 4)	CM (dB) (Note 2)	MPR (dB) (Note 2)	AG Index (Note 4)	E-TFCI (Note 5)	E-TFCI (boost)
1	1	0	30/15	30/15	β_{ed1} : 30/15 β_{ed2} : 30/15	β_{ed3} : 24/15 β_{ed4} : 24/15	3.5	2.5	14	105	105

Note 1: Δ_{ACK} , Δ_{NACK} and $\Delta_{CQI} = 30/15$ with $\beta_{hs} = 30/15 * \beta_c$.

Note 2: CM = 3.5 and the MPR is based on the relative CM difference, MPR = MAX(CM-1,0).

Note 3: DPDCH is not configured, therefore the β_c is set to 1 and $\beta_d = 0$ by default.

Note 4: β_{ed} can not be set directly; it is set by Absolute Grant Value.

Note 5: All the sub-tests require the UE to transmit 2SF2+2SF4 16QAM EDCH and they apply for UE using E-DPDCH category 7. E-DCH TTI is set to 2ms TTI and E-DCH table index = 2. To support these E-DCH configurations DPDCH is not allocated. The UE is signalled to use the extrapolation algorithm.

Release 8

Table E.5.0: Levels for HSDPA connection setup

Parameter During Connection setup	Unit	Value
P-CPICH_Ec/Ior	dB	-10
P-CCPCH and SCH_Ec/Ior	dB	-12
PICH_Ec/Ior	dB	-15
HS-PDSCH	dB	off
HS-SCCH_1	dB	off
DPCH_Ec/Ior	dB	-5
OCNS_Ec/Ior	dB	-3.1

Table C.8.1.12: Fixed Reference Channel H-Set 12

Parameter	Unit	Value
Nominal Avg. Inf. Bit Rate	kbps	60
Inter-TTI Distance	TTI's	1
Number of HARQ Processes	Processes	6
Information Bit Payload (N_{INF})	Bits	120
Number Code Blocks	Blocks	1
Binary Channel Bits Per TTI	Bits	960
Total Available SML's in UE	SML's	19200
Number of SML's per HARQ Proc.	SML's	3200
Coding Rate		0.15
Number of Physical Channel Codes	Codes	1
Modulation		QPSK

Note 1: The RMC is intended to be used for DC-HSDPA mode and both cells shall transmit with identical parameters as listed in the table.

Note 2: Maximum number of transmission is limited to 1, i.e., retransmission is not allowed. The redundancy and constellation version 0 shall be used.

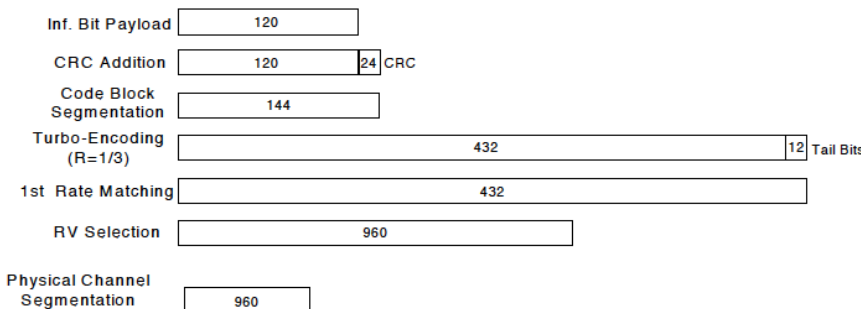


Figure C.8.19: Coding rate for Fixed reference Channel H-Set 12 (QPSK)

The following 4 Sub-tests for HSDPA were completed according to Release 8 procedures in section 5.2 of 3GPP TS34.121.

Sub-test	β_c	β_d	β_d (SF)	β_c/β_d	$\beta_{hs}^{(1)}$	CM(dB) ⁽²⁾
1	2/15	15/15	64	2/15	4/15	0.0
2	12/15 ⁽³⁾	15/15 ⁽³⁾	64	12/15 ⁽³⁾	24/15	1.0
3	15/15	8/15	64	15/18	30/15	1.5
4	15/15	4/15	64	15/4	30/15	1.5

Note1: Δ_{ACK} , Δ_{NACK} and $\Delta_{CQI} = 8 \Leftrightarrow A_{hs} = \beta_{hs}/\beta_c = 30/15 \Leftrightarrow \beta_{hs} = 30/15 * \beta_c$.

Note2: CM=1 for $\beta_c/\beta_d = 12/15$, $\beta_{hs}/\beta_c = 24/15$.

Note3: For subtest 2 the β_c/β_d ratio of 12/15 for the TFC during the measurement period(TF1,TF0) is achieved by setting the signaled gain factors for the reference TFC(TF1,TF1) to $\beta_c = 11/15$ and $\beta_d = 15/15$.

WCDMA band II

Mode		Carrier frequency (MHz)	Channel No.	RF Power Output (dBm)
Release 99	RMC,12.2kbps	1852.4	9262	23.70
		1880	9400	23.32
		1907.6	9538	23.35
HSDPA	Subtest1	1852.4	9262	22.92
		1880	9400	22.63
		1907.6	9538	22.71
	Subtest2	1852.4	9262	22.76
		1880	9400	22.45
		1907.6	9538	22.50
	Subtest3	1852.4	9262	22.12
		1880	9400	21.95
		1907.6	9538	22.01
	Subtest4	1852.4	9262	22.23
		1880	9400	21.94
		1907.6	9538	22.00
HSUPA	Subtest1	1852.4	9262	22.67
		1880	9400	22.42
		1907.6	9538	22.50
	Subtest2	1852.4	9262	22.65
		1880	9400	22.52
		1907.6	9538	22.51
	Subtest3	1852.4	9262	22.18
		1880	9400	21.94
		1907.6	9538	22.02
	Subtest4	1852.4	9262	22.91
		1880	9400	22.54
		1907.6	9538	22.85
	Subtest5	1852.4	9262	22.66
		1880	9400	22.54
		1907.6	9538	22.47
HSPA+	QPSK	1852.4	9262	22.70
		1880	9400	22.46
		1907.6	9538	22.64
	16QAM	1852.4	9262	22.70
		1880	9400	22.59
		1907.6	9538	22.54

Mode		Carrier frequency (MHz)	Channel No.	RF Power Output (dBm)
DC-HSDPA	Subtest1	1852.4	9262	22.61
		1880	9400	22.39
		1907.6	9538	22.40
	Subtest2	1852.4	9262	22.10
		1880	9400	22.11
		1907.6	9538	22.23
	Subtest3	1852.4	9262	22.24
		1880	9400	22.17
		1907.6	9538	22.25
	Subtest4	1852.4	9262	22.66
		1880	9400	21.70
		1907.6	9538	21.84

WCDMA band IV

Mode		Carrier frequency (MHz)	Channel No.	RF Power Output (dBm)
Release 99	RMC,12.2kbps	1712.4	1312	23.99
		1732.6	1413	23.43
		1752.6	1513	22.76
HSDPA	Subtest1	1712.4	1312	23.26
		1732.6	1413	22.61
		1752.6	1513	22.43
	Subtest2	1712.4	1312	23.26
		1732.6	1413	22.74
		1752.6	1513	22.47
	Subtest3	1712.4	1312	22.55
		1732.6	1413	22.01
		1752.6	1513	21.54
	Subtest4	1712.4	1312	22.53
		1732.6	1413	21.83
		1752.6	1513	21.54
HSUPA	Subtest1	1712.4	1312	22.89
		1732.6	1413	22.58
		1752.6	1513	21.88
	Subtest2	1712.4	1312	22.98
		1732.6	1413	22.66
		1752.6	1513	22.40
	Subtest3	1712.4	1312	22.52
		1732.6	1413	21.89
		1752.6	1513	21.40
	Subtest4	1712.4	1312	23.11
		1732.6	1413	22.58
		1752.6	1513	21.98
	Subtest5	1712.4	1312	23.01
		1732.6	1413	22.45
		1752.6	1513	21.86
HSPA+	QPSK	1712.4	1312	22.93
		1732.6	1413	22.70
		1752.6	1513	21.92
	16QAM	1712.4	1312	23.14
		1732.6	1413	22.60
		1752.6	1513	21.92

Mode		Carrier frequency (MHz)	Channel No.	RF Power Output (dBm)
DC-HSDPA	Subtest1	1712.4	1312	22.86
		1732.6	1413	22.31
		1752.6	1513	21.83
	Subtest2	1712.4	1312	22.65
		1732.6	1413	22.27
		1752.6	1513	21.46
	Subtest3	1712.4	1312	22.74
		1732.6	1413	21.92
		1752.6	1513	21.63
	Subtest4	1712.4	1312	21.90
		1732.6	1413	21.84
		1752.6	1513	21.05

WCDMA band V

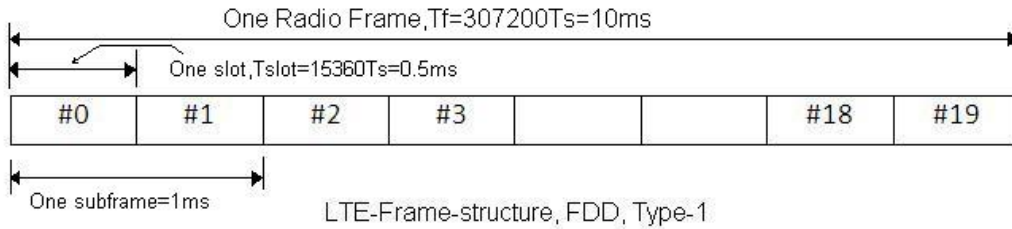
Mode		Carrier frequency (MHz)	Channel No.	RF Power Output (dBm)
Release 99	RMC,12.2kbps	826.4	4132	23.52
		836.6	4183	23.44
		846.6	4233	23.38
HSDPA	Subtest1	826.4	4132	22.75
		836.6	4183	22.75
		846.6	4233	22.71
	Subtest2	826.4	4132	22.82
		836.6	4183	22.63
		846.6	4233	22.58
	Subtest3	826.4	4132	22.19
		836.6	4183	22.23
		846.6	4233	22.07
	Subtest4	826.4	4132	22.28
		836.6	4183	21.79
		846.6	4233	21.98
HSUPA	Subtest1	826.4	4132	22.89
		836.6	4183	22.74
		846.6	4233	23.51
	Subtest2	826.4	4132	22.88
		836.6	4183	22.85
		846.6	4233	22.74
	Subtest3	826.4	4132	22.84
		836.6	4183	22.74
		846.6	4233	22.52
	Subtest4	826.4	4132	22.89
		836.6	4183	22.79
		846.6	4233	22.79
	Subtest5	826.4	4132	22.77
		836.6	4183	22.59
		846.6	4233	22.47
HSPA+	QPSK	826.4	4132	22.59
		836.6	4183	22.64
		846.6	4233	22.56
	16QAM	826.4	4132	22.53
		836.6	4183	22.66
		846.6	4233	22.57

Mode		Carrier frequency (MHz)	Channel No.	RF Power Output (dBm)
DC-HSDPA	Subtest1	826.4	4132	22.79
		836.6	4183	22.75
		846.6	4233	22.78
	Subtest2	826.4	4132	22.74
		836.6	4183	22.76
		846.6	4233	22.78
	Subtest3	826.4	4132	22.27
		836.6	4183	22.26
		846.6	4233	22.26
	Subtest4	826.4	4132	22.25
		836.6	4183	22.26
		846.6	4233	22.25

Note: UMTS SAR was tested under Rel.99 RMC 12.2kbps mode per KDB Publication 941225 D01. for other higher release configuration, SAR was not required since any average output power was not more than 0.25 dB higher than the RMC level.

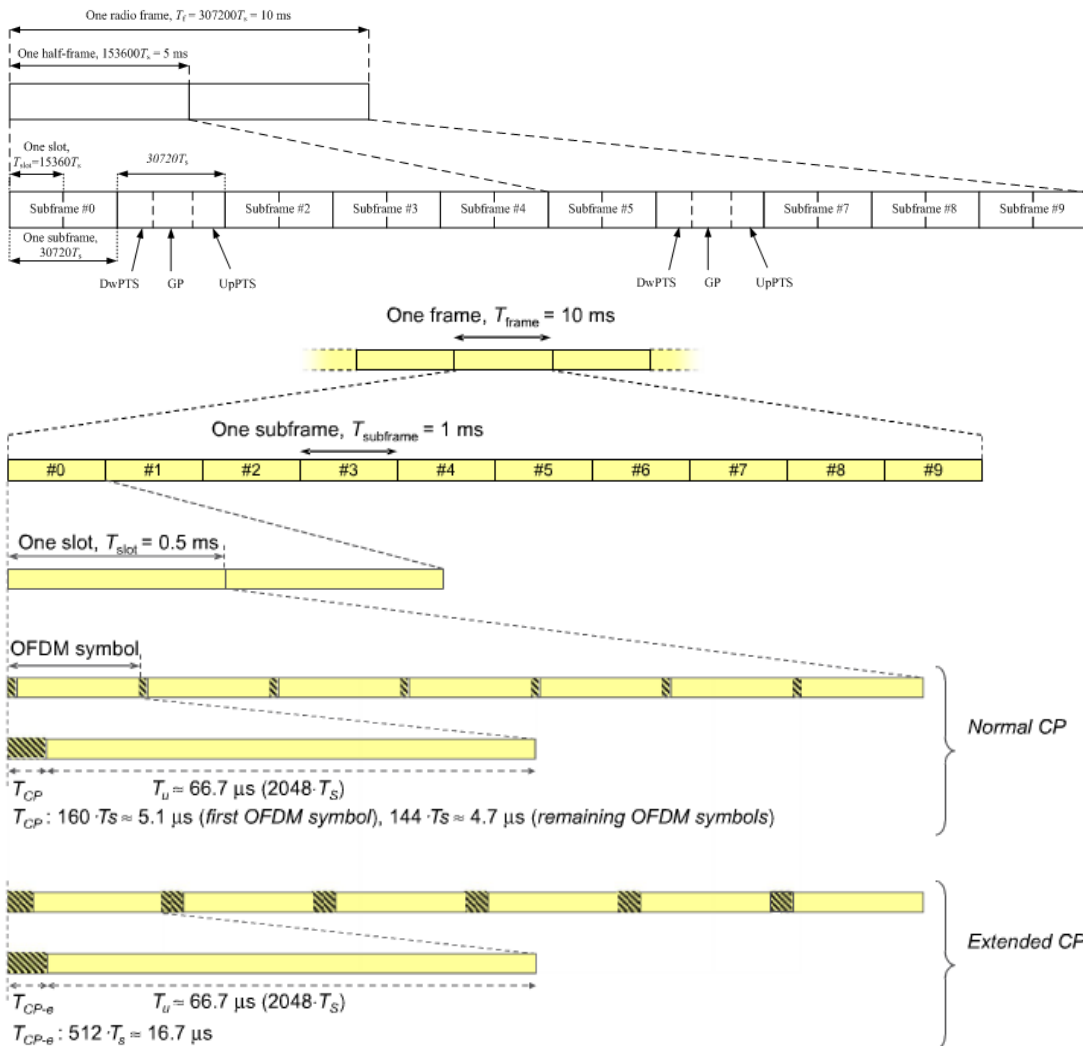
6.4 LTE Measurement result

General description: FDD-LTE frame structure



Type 1 is used as LTE FDD frame structure. As shown in the figure above, an LTE TDD frame is made of total 20 slots, each of 0.5ms. Two consecutive time slots will form one subframe. 10 such subframes form one radio frame. One subframe duration is about 1 ms, and the duty cycle is inherent as 100%

TDD-LTE frame structure



Uplink-downlink configuration

Uplink-downlink configuration	Downlink-to-Uplink Switch-point periodicity	Subframe number									
		0	1	2	3	4	5	6	7	8	9
0	5 ms	D	S	U	U	U	D	S	U	U	U
1	5 ms	D	S	U	U	D	D	S	U	U	D
2	5 ms	D	S	U	D	D	D	S	U	D	D
3	10 ms	D	S	U	U	U	D	D	D	D	D
4	10 ms	D	S	U	U	D	D	D	D	D	D
5	10 ms	D	S	U	D	D	D	D	D	D	D
6	5 ms	D	S	U	U	U	D	S	U	U	D

Special sub-frame configuration

Special subframe configuration	Normal cyclic prefix in downlink			Extended cyclic prefix in downlink		
	DwPTS	UpPTS		DwPTS	UpPTS	
		Normal cyclic prefix in uplink	Extended cyclic prefix in uplink		Normal cyclic prefix in uplink	Extended cyclic prefix in uplink
0	$6592 \cdot T_s$	$2192 \cdot T_s$	$2560 \cdot T_s$	$7680 \cdot T_s$	$2192 \cdot T_s$	$2560 \cdot T_s$
1	$19760 \cdot T_s$			$20480 \cdot T_s$		
2	$21952 \cdot T_s$			$23040 \cdot T_s$		
3	$24144 \cdot T_s$			$25600 \cdot T_s$		
4	$26336 \cdot T_s$			$7680 \cdot T_s$		
5	$6592 \cdot T_s$	$4384 \cdot T_s$	$5120 \cdot T_s$	$20480 \cdot T_s$	$4384 \cdot T_s$	$5120 \cdot T_s$
6	$19760 \cdot T_s$			$23040 \cdot T_s$		
7	$21952 \cdot T_s$			-		
8	$24144 \cdot T_s$			-		

Special sub-frame with cyclic prefix uplink

Special sub-frame configuration		Duty factor with normal cyclic prefix in uplink	Duty factor with extended cyclic prefix in uplink
Normal cyclic prefix in downlink	0~4	7.13%	8.33%
	5~9	14.3%	16.7%
Extended cyclic prefix in downlink	0~3	7.13%	8.33%
	4~7	14.3%	16.7%

So we perform SAR test with maximum duty factor equal to 63.3% by using uplink-downlink configuration 0.

Note: One sub-frame is $30720T_s=1\text{ms}$, when UpPTS(uplink) in special sub-frame with extended cyclic prefix, duty factor = $5120/30720=0.167$. There are 5 sub-frames in half frame(3up link), so the final duty factor is $(30720 \cdot 3 + 5120) / (30720 \cdot 5) = 63.3\%$ which we used to evaluate the SAR compliance (worst case)

LTE Band 2

Modulation	Carrier frequency (MHz)	UL Channel	BW	RB Size	RB Offset	Conducted power (dBm)
QPSK	1850.7	18607	1.4	1	0	24.59
				1	3	24.41
				1	5	24.36
				3	0	24.11
				3	1	24.14
				3	3	24.12
				6	0	23.00
	1880	18900		1	0	23.76
				1	3	23.61
				1	5	23.60
				3	0	23.70
				3	1	23.77
				3	3	23.67
				6	0	22.67
	1909.3	19193		1	0	23.58
				1	3	23.75
				1	5	23.74
				3	0	23.72
				3	1	23.94
				3	3	23.60
				6	0	22.61

16QAM	1850.7	18607	1.4	1	0	23.30
				1	3	23.34
				1	5	23.32
				3	0	23.30
				3	1	23.14
				3	3	23.13
	6	0		21.98		
	1	0		23.50		
	1	3		23.49		
	1	5		23.49		
	3	0		22.78		
	3	1		22.88		
	3	3		22.25		
	6	0		21.71		
	1	0		22.81		
	1	3		22.64		
	1	5		22.64		
	3	0		22.67		
3	1	22.58				
3	3	22.85				
6	0	21.64				
64QAM	1850.7	18607	1.4	1	0	22.14
				1	3	22.05
				1	5	22.04
				3	0	21.95
				3	1	22.13
				3	3	22.14
	6	0		22.14		
	1	0		21.80		
	1	3		21.71		
	1	5		21.71		
	3	0		21.81		
	3	1		21.69		
	3	3		21.69		
	6	0		21.69		
	1	0		21.56		
	1	3		21.65		
	1	5		21.57		
	3	0		21.47		
3	1	21.47				
3	3	21.48				
6	0	21.48				
1909.3	19193		1.4	1	0	22.14
				1	3	22.05
				1	5	22.04
				3	0	21.95
				3	1	22.13
				3	3	22.14
6	0	22.14				
1	0	21.80				
1	3	21.71				
1	5	21.71				
3	0	21.81				
3	1	21.69				
3	3	21.69				
6	0	21.69				
1	0	21.56				
1	3	21.65				
1	5	21.57				
3	0	21.47				
3	1	21.47				
3	3	21.48				
6	0	21.48				

Modulation	Carrier frequency (MHz)	UL Channel	BW	RB Size	RB Offset	Conducted power (dBm)
QPSK	1851.5	18615	3	1	0	23.91
				1	8	23.70
				1	14	23.76
				8	0	22.99
				8	4	22.96
				8	7	22.95
	1880.0	18900		15	0	22.97
				1	0	23.85
				1	8	23.77
				1	14	23.71
				8	0	22.84
				8	4	22.81
	1908.5	19185		8	7	22.78
				15	0	22.75
				1	0	23.72
1			8	23.95		
1			14	23.92		
8			0	22.66		
16QAM	1851.5	18615	8	4	22.67	
			8	7	22.67	
			15	0	22.64	
			1	0	22.68	
			1	8	22.45	
			1	14	22.45	
	1880.0	18900	8	0	21.25	
			8	4	21.29	
			8	7	21.29	
			15	0	21.08	
			1	0	22.78	
			1	8	22.71	
	1908.5	19185	1	14	22.73	
			8	0	21.64	
			8	4	21.68	
8			7	21.63		
15			0	21.59		
1			0	22.85		
			1	8	22.88	
			1	14	22.83	
			8	0	21.82	
			8	4	21.85	
			8	7	21.85	
			15	0	21.86	

Modulation	Carrier frequency (MHz)	UL Channel	BW	RB Size	RB Offset	Conducted power (dBm)
64QAM	1851.5	18615	3	1	0	21.99
				1	8	21.98
				1	14	22.08
				8	0	22.08
				8	4	22.08
				8	7	21.99
				15	0	22.08
	1880	18900		1	0	22.04
				1	8	22.02
				1	14	22.18
				8	0	21.88
				8	4	21.85
				8	7	21.84
				15	0	21.88
	1908.5	19185		1	0	21.76
				1	8	21.57
				1	14	21.57
				8	0	21.56
				8	4	21.56
				8	7	21.57
				15	0	21.56

Modulation	Carrier frequency (MHz)	UL Channel	BW	RB Size	RB Offset	Conducted power (dBm)
QPSK	1852.5	18625	5	1	0	23.94
				1	12	23.60
				1	24	23.76
				12	0	22.97
				12	7	22.83
				12	13	22.83
	25	0		22.80		
	1880	18900		1	0	23.58
				1	12	23.65
				1	24	23.65
				12	0	22.61
				12	7	22.54
				12	13	22.54
	25	0		22.52		
	1907.5	19175		1	0	23.80
1			12	23.93		
1			24	23.91		
12			0	22.84		
12			7	22.72		
12			13	22.72		
25	0	22.73				
16QAM	1852.5	18625	1	0	22.44	
			1	12	22.40	
			1	24	22.41	
			12	0	21.92	
			12	7	21.89	
			12	13	21.57	
	25	0	22.05			
	1880	18900	1	0	22.80	
			1	12	22.80	
			1	24	22.80	
			12	0	21.54	
			12	7	21.49	
			12	13	21.59	
	25	0	21.52			
	1907.5	19175	1	0	22.63	
1			12	22.39		
1			24	22.39		
12			0	21.69		
12			7	21.61		
12			13	21.61		
25	0	21.75				

Modulation	Carrier frequency (MHz)	UL Channel	BW	RB Size	RB Offset	Conducted power (dBm)
64QAM	1852.5	18625	5	1	0	21.93
				1	12	21.93
				1	24	22.05
				12	0	21.93
				12	7	22.04
				12	13	22.04
				25	0	22.04
	1880	18900		1	0	21.62
				1	12	21.63
				1	24	21.62
				12	0	21.62
				12	7	21.53
				12	13	21.53
				25	0	21.53
	1907.5	19175		1	0	21.75
				1	12	21.75
				1	24	21.76
				12	0	21.76
				12	7	21.76
				12	13	21.76
				25	0	21.76

Modulation	Carrier frequency (MHz)	UL Channel	BW	RB Size	RB Offset	Conducted power (dBm)
QPSK	1855	18650	10	1	0	24.19
				1	25	23.86
				1	49	23.85
				25	0	22.95
				25	12	22.80
				25	25	22.80
	50	0		22.73		
	1880	18900		1	0	23.67
				1	25	23.71
				1	49	23.92
				25	0	22.58
				25	12	22.57
				25	25	22.68
	1905	19150		50	0	22.62
				1	0	23.70
				1	25	23.67
				1	49	23.77
				25	0	22.75
25			12	22.69		
16QAM	1855	18650	25	25	22.69	
			50	0	22.76	
			1	0	23.25	
			1	25	22.96	
			1	49	22.96	
			25	0	21.95	
	1880	18900	25	12	21.78	
			25	25	21.78	
			50	0	21.90	
			1	0	23.01	
			1	25	22.78	
			1	49	22.78	
	1905	19150	25	0	21.75	
			25	12	21.73	
			25	25	21.73	
			50	0	21.60	
			1	0	22.41	
			1	25	22.46	
			1	49	22.46	
			25	0	21.98	
			25	12	21.76	
			25	25	21.85	
			50	0	21.69	

Modulation	Carrier frequency (MHz)	UL Channel	BW	RB Size	RB Offset	Conducted power (dBm)
64QAM	1855	18650	10	1	0	21.90
				1	25	21.79
				1	49	21.79
				25	0	21.79
				25	12	21.90
				25	25	21.90
				50	0	21.78
	1880	18900		1	0	21.71
				1	25	21.71
				1	49	21.71
				25	0	21.51
				25	12	21.51
				25	25	21.51
				50	0	21.71
	1905	19150		1	0	21.69
				1	25	21.69
				1	49	21.69
				25	0	21.69
				25	12	21.69
				25	25	21.69
				50	0	21.69

Modulation	Carrier frequency (MHz)	UL Channel	BW	RB Size	RB Offset	Conducted power (dBm)
QPSK	1857.5	18675	15	1	0	23.86
				1	37	23.45
				1	74	23.43
				36	0	22.82
				36	29	22.64
				36	30	22.64
	1880	18900		75	0	22.65
				1	0	23.44
				1	37	23.57
				1	74	23.56
				36	0	22.67
				36	29	22.63
	1902.5	19125		36	30	22.63
				75	0	22.50
				1	0	23.85
				1	37	23.45
				1	74	23.61
				36	0	22.71
16QAM	1857.5	18675	36	29	22.70	
			36	30	22.70	
			75	0	22.78	
			1	0	23.44	
			1	37	22.65	
			1	74	22.65	
	1880	18900	36	0	21.85	
			36	29	21.66	
			36	30	21.56	
			75	0	21.65	
			1	0	23.35	
			1	37	22.97	
	1902.5	19125	1	74	22.96	
			36	0	21.77	
			36	29	21.72	
			36	30	21.73	
			75	0	21.63	
			1	0	22.89	
			1	37	22.81	
			1	74	22.81	
			36	0	21.78	
			36	29	21.70	
			36	30	21.70	
			75	0	21.72	

Modulation	Carrier frequency (MHz)	UL Channel	BW	RB Size	RB Offset	Conducted power (dBm)
64QAM	1857.5	18675	15	1	0	21.77
				1	37	21.77
				1	74	21.78
				36	0	21.78
				36	29	21.77
				36	30	21.78
				75	0	21.77
	1880	18900		1	0	21.62
				1	37	21.63
				1	74	21.63
				36	0	21.52
				36	29	21.53
				36	30	21.53
				75	0	21.53
	1902.5	19125		1	0	21.72
				1	37	21.72
				1	74	21.72
				36	0	21.72
				36	29	21.72
				36	30	21.72
				75	0	21.64

Modulation	Carrier frequency (MHz)	UL Channel	BW	RB Size	RB Offset	Conducted power (dBm)
QPSK	1860	18700	20	1	0	24.02
				1	49	23.26
				1	99	23.25
				50	0	22.84
				50	24	22.60
				50	50	22.61
	100	0		22.74		
	1	0		23.67		
	1	49		23.96		
	1	99		23.95		
	50	0		22.59		
	50	24		22.62		
	50	50		22.63		
	100	0		22.61		
	1	0		23.65		
	1	49		23.54		
	1	99		23.54		
	50	0		22.82		
50	24	22.83				
50	50	22.84				
100	0	22.76				
16QAM	1860	18700	1	0	23.42	
			1	49	22.90	
			1	99	22.90	
			50	0	21.87	
			50	24	21.65	
			50	50	21.66	
	100	0	21.81			
	1	0	22.48			
	1	49	22.79			
	1	99	22.49			
	50	0	21.54			
	50	24	21.60			
	50	50	21.60			
	100	0	21.60			
	1	0	22.66			
	1	49	23.19			
	1	99	23.14			
	50	0	21.76			
50	24	21.77				
50	50	21.77				
100	0	21.86				

Modulation	Carrier frequency (MHz)	UL Channel	BW	RB Size	RB Offset	Conducted power (dBm)
64QAM	1860	18700	20	1	0	21.81
				1	49	21.81
				1	99	21.81
				50	0	21.81
				50	24	21.81
				50	50	21.81
				100	0	21.81
	1880	18900		1	0	21.60
				1	49	21.61
				1	99	21.60
				50	0	21.60
				50	24	21.61
				50	50	21.60
				100	0	21.60
	1900	19100		1	0	21.86
				1	49	21.86
				1	99	21.86
				50	0	21.86
				50	24	21.86
				50	50	21.86
				100	0	21.86

LTE Band 4

Modulation	Carrier frequency (MHz)	UL Channel	BW	RB Size	RB Offset	Conducted power (dBm)
QPSK	1710.7	19957	1.4	1	0	24.01
				1	3	23.82
				1	5	23.68
				3	0	23.94
				3	1	23.73
				3	3	23.63
				6	0	22.73
	1732.5	20175		1	0	23.77
				1	3	23.94
				1	5	23.73
				3	0	23.68
				3	1	23.69
				3	3	23.43
				6	0	22.53
	1754.3	20393		1	0	24.19
				1	3	24.22
				1	5	24.20
				3	0	23.93
				3	1	24.01
				3	3	23.82
				6	0	22.81

16QAM	1710.7	19957		1	0	23.00
				1	3	23.03
				1	5	23.12
				3	0	22.63
				3	1	22.75
				3	3	22.74
	6	0		21.69		
	1	0		22.75		
	1	3		22.66		
	1	5		22.66		
	3	0		22.80		
	3	1		22.83		
	3	3		22.88		
	6	0		21.54		
	1	0		23.18		
	1	3		23.16		
	1	5		23.06		
	64QAM	1710.7		19957	1.4	3
3			1			22.97
3			3			22.97
6			0			22.02
1			0			21.69
1			3			21.69
1		5	21.69			
3		0	21.68			
3		1	21.68			
3		3	21.67			
6		0	21.67			
1		0	21.44			
1		3	21.55			
1		5	21.65			
3		0	21.55			
3		1	21.45			
3		3	21.65			
6		0	21.55			
1	0	22.02				
1	3	22.02				
1	5	22.02				
1732.5	20175		3	0	22.03	
			3	1	22.25	
			3	3	22.26	
			6	0	22.02	
			1	0	21.69	
			1	3	21.69	
1754.3	20393		1	5	23.06	
			3	0	22.93	
			3	1	22.97	
			3	3	22.97	
			6	0	22.02	
			1	0	21.69	

Modulation	Carrier frequency (MHz)	UL Channel	BW	RB Size	RB Offset	Conducted power (dBm)
QPSK	1711.5	19965	3	1	0	24.09
				1	8	23.93
				1	14	23.87
				8	0	23.66
				8	4	23.73
				8	7	22.85
	15	0		22.89		
	1732.5	20175		1	0	23.74
				1	8	23.63
				1	14	23.71
				8	0	22.69
				8	4	22.66
				8	7	22.67
	1753.5	20385		15	0	22.69
				1	0	24.00
1			8	24.01		
1			14	23.99		
8			0	22.78		
8			4	22.84		
16QAM	1711.5	19965	8	7	22.93	
			15	0	22.90	
			1	0	23.67	
			1	8	23.66	
			1	14	23.75	
			8	0	22.73	
	1732.5	20175	8	4	22.70	
			8	7	22.69	
			15	0	22.66	
			1	0	22.84	
			1	8	22.76	
			1	14	22.76	
	1753.5	20385	8	0	21.95	
			8	4	22.00	
			8	7	22.00	
15			0	21.80		
1			0	23.05		
1			8	23.28		
			1	14	23.36	
			8	0	22.06	
			8	4	22.12	
			8	7	22.22	
			15	0	21.84	

Modulation	Carrier frequency (MHz)	UL Channel	BW	RB Size	RB Offset	Conducted power (dBm)
64QAM	1711.5	19965	3	1	0	24.07
				1	8	23.93
				1	14	23.87
				8	0	23.93
				8	4	23.79
				8	7	23.76
				15	0	23.85
	1732.5	20175		1	0	21.70
				1	8	21.71
				1	14	21.70
				8	0	21.70
				8	4	21.70
				8	7	21.71
				15	0	21.80
	1753.5	20385		1	0	21.93
				1	8	21.85
				1	14	21.85
				8	0	21.93
				8	4	21.85
				8	7	21.85
				15	0	21.93

Modulation	Carrier frequency (MHz)	UL Channel	BW	RB Size	RB Offset	Conducted power (dBm)
QPSK	1712.5	19975	5	1	0	23.61
				1	12	23.66
				1	24	23.73
				12	0	22.74
				12	7	22.72
				12	13	22.71
	25	0		22.66		
	1	0		23.60		
	1	12		23.76		
	1	24		23.85		
	12	0		22.74		
	12	7		22.68		
	12	13		22.68		
	25	0		22.71		
	1	0		23.97		
	1	12		24.19		
	1	24		24.17		
	12	0		23.00		
12	7	23.14				
12	13	23.13				
25	0	23.15				
16QAM	1712.5	19975	1	0	22.43	
			1	12	22.46	
			1	24	22.46	
			12	0	21.57	
			12	7	21.66	
			12	13	21.66	
	25	0	21.69			
	1	0	23.12			
	1	12	23.01			
	1	24	23.01			
	12	0	21.68			
	12	7	21.63			
	12	13	21.63			
	25	0	21.60			
	1	0	22.63			
	1	12	22.78			
	1	24	22.78			
	12	0	21.84			
12	7	22.08				
12	13	22.19				
25	0	22.06				

Modulation	Carrier frequency (MHz)	UL Channel	BW	RB Size	RB Offset	Conducted power (dBm)
64QAM	1712.5	19975	5	1	0	21.70
				1	12	21.70
				1	24	21.79
				12	0	21.79
				12	7	21.90
				12	13	21.79
				25	0	21.89
	1732.5	20175		1	0	21.60
				1	12	21.70
				1	24	21.70
				12	0	21.70
				12	7	21.70
				12	13	21.61
				25	0	21.70
	1752.5	20375		1	0	22.06
				1	12	22.06
				1	24	22.06
				12	0	21.97
				12	7	21.97
				12	13	22.06
				25	0	22.06

Modulation	Carrier frequency (MHz)	UL Channel	BW	RB Size	RB Offset	Conducted power (dBm)
QPSK	1715	20000	10	1	0	23.80
				1	25	23.72
				1	49	23.69
				25	0	22.94
				25	12	22.68
				25	25	22.68
	50	0		22.74		
	1	0		23.83		
	1	25		23.73		
	1	49		23.72		
	25	0		22.74		
	25	12		22.69		
	25	25		22.69		
	50	0		22.71		
	1	0		24.11		
	1	25		24.27		
	1	49		23.99		
	25	0		22.93		
25	12	23.00				
25	25	23.00				
50	0	22.95				
16QAM	1715	20000	1	0	22.88	
			1	25	22.68	
			1	49	23.04	
			25	0	21.78	
			25	12	21.70	
			25	25	21.71	
	50	0	21.80			
	1	0	23.01			
	1	25	23.30			
	1	49	23.01			
	25	0	21.71			
	25	12	21.64			
	25	25	21.65			
	50	0	21.69			
	1	0	22.83			
	1	25	23.07			
	1	49	23.07			
	25	0	21.98			
25	12	21.96				
25	25	21.96				
50	0	21.87				

Modulation	Carrier frequency (MHz)	UL Channel	BW	RB Size	RB Offset	Conducted power (dBm)
64QAM	1715	20000	10	1	0	21.80
				1	25	21.81
				1	49	21.81
				25	0	21.68
				25	12	21.68
				25	25	21.68
				50	0	21.68
	1732.5	20175		1	0	21.69
				1	25	21.69
				1	49	21.69
				25	0	21.59
				25	12	21.70
				25	25	21.70
				50	0	21.70
	1750	20350		1	0	21.87
				1	25	21.87
				1	49	21.88
				25	0	21.89
				25	12	21.89
				25	25	21.89
				50	0	21.89

Modulation	Carrier frequency (MHz)	UL Channel	BW	RB Size	RB Offset	Conducted power (dBm)
QPSK	1717.5	20025	15	1	0	23.49
				1	37	23.99
				1	74	23.88
				36	0	22.67
				36	29	22.68
				36	30	22.66
	75	0		22.65		
	1	0		23.41		
	1	37		23.91		
	1	74		23.89		
	36	0		22.69		
	36	29		22.64		
	36	30		22.64		
	75	0		22.66		
	1	0		23.83		
	1	37		23.91		
	1	74		24.02		
	36	0		23.00		
36	29	22.92				
36	30	22.92				
75	0	22.97				
16QAM	1717.5	20025	1	0	22.62	
			1	37	23.38	
			1	74	23.44	
			36	0	21.76	
			36	29	21.63	
			36	30	21.62	
	75	0	21.62			
	1	0	22.65			
	1	37	22.64			
	1	74	22.64			
	36	0	21.66			
	36	29	21.61			
	36	30	21.61			
	75	0	21.62			
	1	0	23.31			
	1	37	23.37			
	1	74	23.27			
	36	0	21.92			
36	29	21.94				
36	30	21.95				
75	0	21.89				

Modulation	Carrier frequency (MHz)	UL Channel	BW	RB Size	RB Offset	Conducted power (dBm)
64QAM	1717.5	20025	15	1	0	21.61
				1	37	21.61
				1	74	21.60
				36	0	21.59
				36	29	21.69
				36	30	21.67
				75	0	21.66
	1732.5	20175		1	0	21.62
				1	37	21.62
				1	74	21.62
				36	0	21.62
				36	29	21.62
				36	30	21.62
				75	0	21.61
	1747.5	20325		1	0	21.89
				1	37	21.89
				1	74	21.87
				36	0	21.98
				36	29	21.98
				36	30	21.98
				75	0	21.97

Modulation	Carrier frequency (MHz)	UL Channel	BW	RB Size	RB Offset	Conducted power (dBm)
QPSK	1720	20050	20	1	0	23.79
				1	49	23.76
				1	99	23.74
				50	0	22.69
				50	24	22.62
				50	50	22.55
	100	0		22.61		
	1	0		23.49		
	1	49		23.76		
	1	99		23.75		
	50	0		22.64		
	50	24		22.60		
	50	50		22.59		
	100	0		22.62		
	1	0		23.78		
	1	49		24.04		
	1	99		24.03		
	50	0		22.95		
50	24	22.87				
50	50	22.87				
100	0	23.00				
16QAM	1720	20050	20	1	0	23.28
				1	49	22.80
				1	99	22.75
				50	0	21.48
				50	24	21.40
				50	50	21.38
	100	0		21.45		
	1	0		22.94		
	1	49		23.11		
	1	99		23.11		
	50	0		21.67		
	50	24		21.64		
	50	50		21.65		
	100	0		21.69		
	1	0		23.01		
	1	49		23.06		
	1	99		22.93		
	50	0		22.01		
50	24	21.94				
50	50	21.94				
100	0	22.00				

Modulation	Carrier frequency (MHz)	UL Channel	BW	RB Size	RB Offset	Conducted power (dBm)
64QAM	1720	20050	20	1	0	21.44
				1	49	21.42
				1	99	21.41
				50	0	21.39
				50	24	21.38
				50	50	21.37
				100	0	21.37
	1732.5	20175		1	0	21.69
				1	49	21.70
				1	99	21.69
				50	0	21.69
				50	24	21.69
				50	50	21.69
				100	0	21.69
	1745	20300		1	0	22.00
				1	49	22.00
				1	99	22.00
				50	0	22.00
				50	24	22.00
				50	50	22.00
				100	0	21.90

LTE Band 5

Modulation	Carrier frequency (MHz)	UL Channel	BW	RB Size	RB Offset	Conducted power (dBm)
QPSK	824.7	20407	1.4	1	0	23.80
				1	3	23.99
				1	5	23.60
				3	0	23.75
				3	1	23.66
				3	3	23.73
	6	0		22.69		
	836.5	20525		1	0	23.52
				1	3	23.83
				1	5	23.82
				3	0	23.87
				3	1	23.84
				3	3	23.84
	848.3	20643		6	0	22.80
				1	0	23.67
				1	3	23.63
				1	5	23.95
				3	0	23.66
3			1	23.67		
16QAM	824.7	20407	3	3	23.67	
			6	0	22.76	
			1	0	22.92	
			1	3	23.10	
			1	5	22.89	
			3	0	22.63	
	836.5	20525	3	1	22.83	
			3	3	22.77	
			6	0	21.56	
			1	0	23.46	
			1	3	23.21	
			1	5	23.21	
	848.3	20643	3	0	22.82	
			3	1	22.81	
			3	3	23.01	
			6	0	22.16	
			1	0	22.86	
			1	3	22.79	
1	5	22.80				
3	0	22.82				
3	1	22.76				
3	3	22.69				
6	0	21.84				

Modulation	Carrier frequency (MHz)	UL Channel	BW	RB Size	RB Offset	Conducted power (dBm)
64QAM	824.7	20407	1.4	1	0	21.56
				1	3	21.46
				1	5	21.46
				3	0	21.45
				3	1	21.84
				3	3	21.84
	6	0		21.83		
	836.5	20525		1	0	21.95
				1	3	21.76
				1	5	22.13
				3	0	21.93
				3	1	21.92
				3	3	21.82
	6	0		21.92		
	848.3	20643		1	0	21.63
				1	3	21.64
				1	5	21.64
				3	0	21.64
				3	1	21.64
				3	3	21.64
	6	0		21.64		

Modulation	Carrier frequency (MHz)	UL Channel	BW	RB Size	RB Offset	Conducted power (dBm)
QPSK	825.5	20415	3	1	0	23.45
				1	8	23.47
				1	14	23.43
				8	0	22.53
				8	4	22.55
				8	7	22.54
	15	0		22.58		
	836.5	20525		1	0	23.60
				1	8	23.69
				1	14	23.69
				8	0	22.70
				8	4	22.80
				8	7	22.80
	847.5	20635		15	0	22.81
				1	0	23.67
1			8	23.89		
1			14	23.87		
8			0	22.79		
8			4	22.86		
16QAM	825.5	20415	8	7	22.86	
			15	0	22.82	
			1	0	22.81	
			1	8	22.86	
			1	14	22.86	
			8	0	22.10	
	836.5	20525	8	4	21.94	
			8	7	22.04	
			15	0	21.76	
			1	0	22.89	
			1	8	23.45	
			1	14	22.98	
	847.5	20635	8	0	22.12	
			8	4	22.11	
			8	7	22.11	
15			0	21.88		
1			0	22.63		
1			8	22.87		
			1	14	22.90	
			8	0	21.94	
			8	4	21.74	
			8	7	21.84	
			15	0	21.93	

Modulation	Carrier frequency (MHz)	UL Channel	BW	RB Size	RB Offset	Conducted power (dBm)
64QAM	825.5	20415	3	1	0	21.77
				1	8	21.77
				1	14	21.77
				8	0	21.86
				8	4	21.86
				8	7	21.77
				15	0	21.66
	836.5	20525		1	0	21.78
				1	8	21.68
				1	14	21.98
				8	0	22.07
				8	4	22.07
				8	7	22.07
				15	0	22.07
	847.5	20635		1	0	21.93
				1	8	21.93
				1	14	21.81
				8	0	21.93
				8	4	21.92
				8	7	21.92
				15	0	21.92

Modulation	Carrier frequency (MHz)	UL Channel	BW	RB Size	RB Offset	Conducted power (dBm)
QPSK	826.5	20425	5	1	0	23.71
				1	12	23.52
				1	24	23.57
				12	0	22.67
				12	7	22.61
				12	13	22.60
	25	0		22.58		
	836.5	20525		1	0	23.80
				1	12	23.81
				1	24	23.77
				12	0	22.82
				12	7	22.82
				12	13	22.80
	25	0		22.81		
	846.5	20625		1	0	23.40
1			12	23.75		
1			24	23.72		
12			0	22.73		
12			7	22.78		
12			13	22.77		
16QAM	826.5	20425	25	0	22.71	
			1	0	22.72	
			1	12	22.70	
			1	24	22.96	
			12	0	21.28	
			12	7	21.53	
	12	13	21.53			
	25	0	21.57			
	836.5	20525	1	0	22.39	
			1	12	22.46	
			1	24	22.35	
			12	0	21.70	
			12	7	21.74	
			12	13	21.73	
	25	0	21.92			
846.5	20625	1	0	22.92		
		1	12	23.03		
		1	24	23.02		
		12	0	21.51		
		12	7	21.48		
		12	13	21.48		
25	0	21.56				

Modulation	Carrier frequency (MHz)	UL Channel	BW	RB Size	RB Offset	Conducted power (dBm)
64QAM	826.5	20425	5	1	0	21.56
				1	12	21.56
				1	24	21.66
				12	0	21.65
				12	7	21.56
				12	13	21.65
				25	0	21.64
	836.5	20525		1	0	21.91
				1	12	21.71
				1	24	21.79
				12	0	21.79
				12	7	21.85
				12	13	21.77
				25	0	21.77
	846.5	20625		1	0	21.56
				1	12	21.56
				1	24	21.76
				12	0	21.75
				12	7	21.84
				12	13	21.83
				25	0	21.83

Modulation	Carrier frequency (MHz)	UL Channel	BW	RB Size	RB Offset	Conducted power (dBm)
QPSK	829	20450	10	1	0	23.66
				1	25	23.58
				1	49	23.55
				25	0	22.88
				25	12	22.84
				25	25	22.81
	836.5	20525		50	0	22.77
				1	0	23.52
				1	25	23.48
				1	49	23.49
				25	0	22.81
				25	12	22.88
	844	20600		25	25	22.88
				50	0	22.80
				1	0	23.66
1			25	23.72		
1			49	23.60		
25			0	22.78		
16QAM	829	20450	25	12	22.78	
			25	25	22.77	
			50	0	22.80	
			1	0	23.16	
			1	25	23.10	
			1	49	22.88	
	836.5	20525	25	0	21.73	
			25	12	21.91	
			25	25	21.89	
			50	0	21.80	
			1	0	22.20	
			1	25	22.21	
	844	20600	1	49	22.22	
			25	0	22.11	
			25	12	22.16	
25			25	22.16		
50			0	21.93		
1			0	22.99		
			1	25	23.04	
			1	49	22.94	
			25	0	21.84	
			25	12	21.68	
			25	25	21.76	
			50	0	21.83	

Modulation	Carrier frequency (MHz)	UL Channel	BW	RB Size	RB Offset	Conducted power (dBm)
64QAM	829	20450	10	1	0	21.79
				1	25	21.78
				1	49	21.77
				25	0	21.76
				25	12	21.74
				25	25	21.73
				50	0	21.83
	836.5	20525		1	0	21.92
				1	25	21.72
				1	49	21.81
				25	0	21.72
				25	12	21.72
				25	25	21.71
				50	0	21.71
	844	20600		1	0	21.74
				1	25	21.92
				1	49	21.74
				25	0	21.83
				25	12	21.83
				25	25	21.92
				50	0	21.74

LTE Band 12

Modulation	Carrier frequency (MHz)	UL Channel	BW	RB Size	RB Offset	Conducted power (dBm)
QPSK	699.7	23017	1.4	1	0	24.01
				1	3	24.20
				1	5	24.12
				3	0	23.92
				3	1	23.93
				3	3	23.91
	6	0		22.96		
	1	0		23.87		
	1	3		23.88		
	1	5		23.96		
	3	0		23.86		
	3	1		24.03		
	3	3		23.91		
	6	0		22.97		
	1	0		23.76		
	1	3		23.83		
	1	5		23.67		
	16QAM	699.7		23017	3	0
3			1		23.65	
3			3		23.76	
6			0		22.87	
1			0		23.20	
1			3		23.00	
707.5		23095	1	5	22.99	
			3	0	22.82	
			3	1	22.80	
			3	3	22.79	
			6	0	22.16	
			1	0	23.13	
			1	3	23.28	
			1	5	23.27	
			3	0	22.74	
			3	1	22.61	
			3	3	22.40	
			6	0	21.83	
715.3	23173	1	0	22.74		
		1	3	22.83		
		1	5	22.83		
		3	0	22.96		
		3	1	22.67		
		3	3	22.95		
699.7	23017	6	0	21.56		

Modulation	Carrier frequency (MHz)	UL Channel	BW	RB Size	RB Offset	Conducted power (dBm)
64QAM	699.7	23017	1.4	1	0	22.24
				1	3	22.16
				1	5	22.05
				3	0	22.25
				3	1	22.03
				3	3	22.03
	6	0		22.24		
	707.5	23095		1	0	21.83
				1	3	21.83
				1	5	21.83
				3	0	21.73
				3	1	21.84
				3	3	21.83
	6	0		21.94		
	715.3	23173		1	0	21.66
				1	3	21.65
				1	5	21.65
				3	0	21.75
				3	1	21.84
				3	3	21.65
	6	0		21.84		

Modulation	Carrier frequency (MHz)	UL Channel	BW	RB Size	RB Offset	Conducted power (dBm)	
QPSK	700.5	23025	3	1	0	23.76	
				1	8	23.63	
				1	14	23.62	
				8	0	22.83	
				8	4	22.68	
				8	7	22.68	
	15	0		22.80			
	707.5	23095		1	0	23.85	
				1	8	23.78	
				1	14	23.67	
				8	0	22.87	
				8	4	23.01	
				8	7	22.90	
	15	0		22.94			
	714.5	23165		1	0	23.80	
1			8	23.89			
1			14	23.85			
8			0	22.88			
8			4	22.78			
8			7	22.78			
15			0	22.74			
16QAM			700.5	23025	1	0	23.08
					1	8	22.99
	1	14			22.77		
	8	0			21.89		
	8	4			21.73		
	8	7			21.74		
	15	0	21.81				
	707.5	23095	1	0	23.46		
			1	8	23.06		
			1	14	23.07		
			8	0	21.77		
			8	4	21.68		
			8	7	21.69		
	15	0	21.71				
	714.5	23165	1	0	22.94		
1			8	22.85			
1			14	22.84			
8			0	21.63			
8			4	21.56			
8			7	21.56			
15	0	21.85					

Modulation	Carrier frequency (MHz)	UL Channel	BW	RB Size	RB Offset	Conducted power (dBm)
64QAM	700.5	23025	3	1	0	21.79
				1	8	21.90
				1	14	21.80
				8	0	21.90
				8	4	21.80
				8	7	21.91
				15	0	21.81
	707.5	23095		1	0	21.71
				1	8	21.71
				1	14	21.82
				8	0	21.71
				8	4	21.71
				8	7	21.71
				15	0	21.81
	714.5	23165		1	0	21.85
				1	8	21.85
				1	14	21.72
				8	0	21.85
				8	4	21.86
				8	7	21.85
				15	0	22.03

Modulation	Carrier frequency (MHz)	UL Channel	BW	RB Size	RB Offset	Conducted power (dBm)
QPSK	701.5	23035	5	1	0	23.72
				1	12	23.75
				1	24	23.73
				12	0	22.70
				12	7	22.66
				12	13	22.76
	25	0		22.74		
	707.5	23095		1	0	23.64
				1	12	23.66
				1	24	23.53
				12	0	22.89
				12	7	22.73
				12	13	22.73
	713.5	23155		25	0	22.71
				1	0	23.81
1			12	23.41		
1			24	23.50		
12			0	22.80		
12			7	22.72		
16QAM	701.5	23035	12	13	22.71	
			25	0	22.71	
			1	0	22.47	
			1	12	22.21	
			1	24	22.10	
			12	0	21.61	
	707.5	23095	12	7	21.60	
			12	13	21.50	
			25	0	21.94	
			1	0	23.11	
			1	12	23.05	
			1	24	23.05	
	713.5	23155	12	0	21.66	
			12	7	21.51	
			12	13	21.72	
25			0	21.86		
1			0	22.46		
1			12	22.38		
			1	24	22.37	
			12	0	21.79	
			12	7	21.74	
			12	13	21.65	
			25	0	21.70	

Modulation	Carrier frequency (MHz)	UL Channel	BW	RB Size	RB Offset	Conducted power (dBm)
64QAM	701.5	23035	5	1	0	21.95
				1	12	21.95
				1	24	21.74
				12	0	21.75
				12	7	21.95
				12	13	21.95
				25	0	21.95
	707.5	23095		1	0	21.75
				1	12	21.75
				1	24	21.96
				12	0	21.85
				12	7	21.85
				12	13	21.74
				25	0	21.74
	713.5	23155		1	0	21.80
				1	12	21.81
				1	24	21.81
				12	0	21.70
				12	7	21.71
				12	13	21.60
				25	0	21.71

Modulation	Carrier frequency (MHz)	UL Channel	BW	RB Size	RB Offset	Conducted power (dBm)
QPSK	704	23060	10	1	0	23.63
				1	25	23.62
				1	49	23.60
				25	0	22.65
				25	12	22.80
				25	25	22.79
	707.5	23095		50	0	22.73
				1	0	23.56
				1	25	23.57
				1	49	23.66
				25	0	22.79
				25	12	22.73
	711	23130		25	25	22.73
				50	0	22.75
				1	0	24.02
1			25	23.80		
1			49	23.77		
25			0	22.87		
16QAM	704	23060	25	12	22.76	
			25	25	22.75	
			50	0	22.76	
			1	0	22.98	
			1	25	22.80	
			1	49	22.90	
	707.5	23095	25	0	21.74	
			25	12	21.58	
			25	25	21.58	
			50	0	21.67	
			1	0	22.91	
			1	25	23.05	
	711	23130	1	49	23.35	
			25	0	21.83	
			25	12	21.75	
25			25	21.75		
50			0	21.80		
1			0	22.86		
			1	25	22.66	
			1	49	22.65	
			25	0	21.97	
			25	12	21.68	
			25	25	21.78	
			50	0	21.74	

Modulation	Carrier frequency (MHz)	UL Channel	BW	RB Size	RB Offset	Conducted power (dBm)
64QAM	704	23060	10	1	0	21.78
				1	25	21.78
				1	49	21.68
				25	0	21.78
				25	12	21.87
				25	25	21.67
				50	0	21.87
	707.5	23095		1	0	21.80
				1	25	21.80
				1	49	21.80
				25	0	21.90
				25	12	21.81
				25	25	21.80
				50	0	21.70
	711	23130		1	0	21.74
				1	25	21.83
				1	49	21.75
				25	0	21.76
				25	12	21.76
				25	25	21.85
				50	0	21.85

LTE Band 13

Modulation	Carrier frequency (MHz)	UL Channel	BW	RB Size	RB Offset	Conducted power (dBm)
QPSK	779.5	23205	5	1	0	23.99
				1	12	24.03
				1	24	24.00
				12	0	23.01
				12	7	23.05
				12	13	23.01
	25	0		23.03		
	782	23230		1	0	23.78
				1	12	23.93
				1	24	23.72
				12	0	22.94
				12	7	22.88
				12	13	22.95
	25	0		22.98		
	784.5	23255		1	0	23.76
				1	12	23.95
				1	24	23.85
				12	0	22.92
12			7	22.96		
12			13	22.97		
25	0	22.99				
16QAM	779.5	23205	1	0	22.73	
			1	12	22.64	
			1	24	22.62	
			12	0	21.90	
			12	7	21.92	
			12	13	21.82	
	25	0	22.05			
	782	23230	1	0	23.14	
			1	12	23.26	
			1	24	23.24	
			12	0	21.70	
			12	7	21.90	
			12	13	21.79	
	25	0	21.96			
	784.5	23255	1	0	22.77	
			1	12	22.46	
			1	24	22.73	
			12	0	21.93	
12			7	21.97		
12			13	21.89		
25	0	21.81				

Modulation	Carrier frequency (MHz)	UL Channel	BW	RB Size	RB Offset	Conducted power (dBm)
64QAM	779.5	23205	5	1	0	22.17
				1	12	22.21
				1	24	22.21
				12	0	22.33
				12	7	22.20
				12	13	22.19
				25	0	22.10
	782	23230		1	0	21.75
				1	12	21.78
				1	24	22.00
				12	0	21.99
				12	7	21.88
				12	13	21.88
				25	0	21.99
	784.5	23255		1	0	22.12
				1	12	21.80
				1	24	22.04
				12	0	21.81
				12	7	21.91
				12	13	21.84
				25	0	22.08

Modulation	Carrier frequency (MHz)	UL Channel	BW	RB Size	RB Offset	Conducted power (dBm)
QPSK	782	23230	10	1	0	23.93
				1	25	24.04
				1	49	24.02
				25	0	22.87
				25	12	22.87
				25	25	23.12
				50	0	22.87
16QAM				1	0	23.21
				1	25	23.25
				1	49	23.24
				25	0	21.83
				25	12	21.98
				25	25	21.98
				50	0	22.19
64QAM				1	0	21.80
				1	25	21.80
				1	49	21.93
				25	0	21.80
				25	12	21.80
				25	25	21.93
				50	0	21.92

LTE Band 25

Modulation	Carrier frequency (MHz)	UL Channel	BW	RB Size	RB Offset	Conducted power (dBm)
QPSK	1850.7	26047	1.4	1	0	24.13
				1	3	24.29
				1	5	24.37
				3	0	24.07
				3	1	24.11
				3	3	24.11
	1882.5	26365		1	0	23.77
				1	3	23.75
				1	5	23.75
				3	0	23.83
				3	1	23.91
				3	3	23.91
	1914.3	26683		6	0	22.83
				1	0	24.18
				1	3	23.90
				1	5	24.19
				3	0	24.21
				3	1	24.47
16QAM	1850.7	26047	3	3	24.30	
			6	0	23.11	
			1	0	23.23	
			1	3	23.08	
			1	5	23.18	
			3	0	22.85	
	1882.5	26365	3	1	23.31	
			3	3	23.31	
			6	0	21.92	
			1	0	23.08	
			1	3	23.09	
			1	5	23.09	
	1914.3	26683	3	0	22.72	
			3	1	22.41	
			3	3	22.51	
			6	0	21.84	
			1	0	23.26	
			1	3	23.05	
			1	5	23.04	
			3	0	23.12	
			3	1	22.67	
			3	3	22.67	
			6	0	22.11	

Modulation	Carrier frequency (MHz)	UL Channel	BW	RB Size	RB Offset	Conducted power (dBm)
64QAM	1850.7	26047	1.4	1	0	22.21
				1	3	21.92
				1	5	22.21
				3	0	21.92
				3	1	22.32
				3	3	21.93
	6	0		21.94		
	1882.5	26365		1	0	21.84
				1	3	21.84
				1	5	21.85
				3	0	21.85
				3	1	21.85
				3	3	21.85
	6	0		21.85		
	1914.3	26683		1	0	22.12
				1	3	21.85
				1	5	21.85
				3	0	21.85
				3	1	21.85
				3	3	22.06
	6	0		21.86		

Modulation	Carrier frequency (MHz)	UL Channel	BW	RB Size	RB Offset	Conducted power (dBm)
QPSK	1851.5	26055	3	1	0	24.08
				1	8	24.08
				1	14	24.07
				8	0	23.18
				8	4	23.05
				8	7	23.06
	15	0		23.08		
	1882.5	26365		1	0	23.74
				1	8	23.79
				1	14	23.78
				8	0	22.84
				8	4	22.83
				8	7	22.83
	1913.5	26675		15	0	22.85
				1	0	23.88
1			8	24.34		
1			14	24.35		
8			0	23.10		
8			4	23.19		
16QAM	1851.5	26055	8	7	23.19	
			15	0	23.27	
			1	0	23.51	
			1	8	23.36	
			1	14	23.36	
			8	0	22.11	
	1882.5	26365	8	4	21.98	
			8	7	21.98	
			15	0	22.18	
			1	0	23.45	
			1	8	23.58	
			1	14	23.08	
	1913.5	26675	8	0	21.67	
			8	4	21.66	
			8	7	21.66	
15			0	21.64		
1			0	22.79		
1			8	22.77		
			1	14	22.83	
			8	0	22.11	
			8	4	22.05	
			8	7	21.94	
			15	0	22.22	

Modulation	Carrier frequency (MHz)	UL Channel	BW	RB Size	RB Offset	Conducted power (dBm)
64QAM	1851.5	26055	3	1	0	22.18
				1	8	22.09
				1	14	22.10
				8	0	22.13
				8	4	22.16
				8	7	22.20
				15	0	22.10
	1882.5	26365		1	0	21.65
				1	8	21.76
				1	14	21.76
				8	0	21.65
				8	4	21.65
				8	7	21.65
				15	0	21.76
	1913.5	26675		1	0	22.21
				1	8	22.43
				1	14	22.20
				8	0	22.21
				8	4	22.22
				8	7	22.22
				15	0	22.43

Modulation	Carrier frequency (MHz)	UL Channel	BW	RB Size	RB Offset	Conducted power (dBm)
QPSK	1852.5	26065	5	1	0	24.12
				1	12	23.91
				1	24	23.90
				12	0	23.10
				12	7	22.96
				12	13	22.96
	25	0		23.04		
	1	0		23.81		
	1	12		23.84		
	1	24		23.83		
	12	0		22.83		
	12	7		22.80		
	12	13		22.81		
	25	0		22.83		
	1	0		23.98		
	1	12		24.05		
	1	24		23.86		
	16QAM	1852.5		26065	12	0
12			7		23.26	
12			13		23.06	
25			0		23.08	
1			0		22.81	
1			12		22.44	
1		24	22.55			
12		0	21.84			
12		7	21.77			
12		13	21.78			
25		0	22.24			
1		0	23.01			
1		12	23.06			
1		24	23.06			
12		0	21.72			
12		7	21.52			
12		13	21.83			
25		0	21.79			
1912.5	26665	1	0	23.13		
		1	12	23.09		
		1	24	23.01		
		12	0	21.95		
		12	7	22.00		
		12	13	22.00		
25	0	22.18				

Modulation	Carrier frequency (MHz)	UL Channel	BW	RB Size	RB Offset	Conducted power (dBm)
64QAM	1852.5	26065	5	1	0	22.24
				1	12	22.24
				1	24	22.06
				12	0	22.25
				12	7	22.05
				12	13	22.25
				25	0	22.15
	1882.5	26365		1	0	21.88
				1	12	21.87
				1	24	21.88
				12	0	21.88
				12	7	21.68
				12	13	21.68
				25	0	21.80
	1912.5	26665		1	0	22.11
				1	12	22.12
				1	24	22.12
				12	0	22.20
				12	7	22.12
				12	13	22.12
				25	0	22.20

Modulation	Carrier frequency (MHz)	UL Channel	BW	RB Size	RB Offset	Conducted power (dBm)
QPSK	1855	26090	10	1	0	24.28
				1	25	23.96
				1	49	23.95
				25	0	23.11
				25	12	22.97
				25	25	22.97
	50	0		23.01		
	1	0		23.76		
	1	25		24.01		
	1	49		23.91		
	25	0		22.81		
	25	12		22.90		
	25	25		22.90		
	50	0		22.90		
	1	0		24.02		
	1	25		24.29		
	1	49		24.28		
	25	0		23.06		
25	12	23.02				
25	25	23.01				
50	0	23.09				
16QAM	1855	26090	10	1	0	23.36
				1	25	22.94
				1	49	23.07
				25	0	22.11
				25	12	22.07
				25	25	21.96
	50	0		22.04		
	1	0		23.42		
	1	25		23.26		
	1	49		23.45		
	25	0		21.87		
	25	12		21.83		
	25	25		21.84		
	50	0		21.86		
	1	0		22.91		
	1	25		22.81		
	1	49		22.79		
	25	0		22.39		
25	12	22.37				
25	25	22.37				
50	0	21.98				

Modulation	Carrier frequency (MHz)	UL Channel	BW	RB Size	RB Offset	Conducted power (dBm)
64QAM	1855	26090	10	1	0	22.13
				1	25	22.04
				1	49	21.95
				25	0	22.14
				25	12	22.14
				25	25	21.95
				50	0	22.14
	1882.5	26365		1	0	21.77
				1	25	21.86
				1	49	21.77
				25	0	21.87
				25	12	21.87
				25	25	21.86
				50	0	21.87
	1910	26640		1	0	21.99
				1	25	21.99
				1	49	22.00
				25	0	22.00
				25	12	22.00
				25	25	22.00
				50	0	21.99

Modulation	Carrier frequency (MHz)	UL Channel	BW	RB Size	RB Offset	Conducted power (dBm)
QPSK	1857.5	26115	15	1	0	23.98
				1	37	23.78
				1	74	23.97
				36	0	23.07
				36	29	22.88
				36	30	22.88
	1882.5	26365		75	0	23.00
				1	0	23.66
				1	37	23.86
				1	74	23.85
				36	0	22.85
				36	29	22.81
	1907.5	26615		36	30	22.81
				75	0	22.83
				1	0	23.86
				1	37	24.09
				1	74	24.04
				36	0	23.04
16QAM	1857.5	26115	36	29	22.97	
			36	30	22.97	
			75	0	23.04	
			1	0	23.51	
			1	37	23.10	
			1	74	23.10	
	1882.5	26365	36	0	22.01	
			36	29	21.83	
			36	30	21.84	
			75	0	21.86	
			1	0	23.19	
			1	37	23.32	
	1907.5	26615	1	74	23.31	
			36	0	21.89	
			36	29	21.85	
			36	30	21.86	
			75	0	21.90	
			1	0	23.13	
			1	37	23.14	
			1	74	23.13	
			36	0	22.06	
			36	29	22.01	
			36	30	21.92	
			75	0	21.97	

Modulation	Carrier frequency (MHz)	UL Channel	BW	RB Size	RB Offset	Conducted power (dBm)
64QAM	1857.5	26115	15	1	0	21.86
				1	37	21.85
				1	74	21.86
				36	0	21.86
				36	29	21.95
				36	30	21.95
				75	0	21.95
	1882.5	26365		1	0	21.90
				1	37	21.91
				1	74	21.80
				36	0	21.80
				36	29	21.80
				36	30	21.91
				75	0	21.91
	1907.5	26615		1	0	21.97
				1	37	21.98
				1	74	21.98
				36	0	21.98
				36	29	21.98
				36	30	21.89
				75	0	21.89

Modulation	Carrier frequency (MHz)	UL Channel	BW	RB Size	RB Offset	Conducted power (dBm)
QPSK	1860	26140	20	1	0	23.81
				1	49	23.58
				1	99	23.35
				50	0	23.04
				50	24	22.82
				50	50	22.82
	100	0		22.94		
	1	0		23.87		
	1	49		24.05		
	1	99		24.04		
	50	0		22.86		
	50	24		22.91		
	50	50		22.90		
	100	0		22.84		
	1	0		23.83		
	1	49		24.08		
	1	99		24.06		
	50	0		23.06		
50	24	23.05				
50	50	23.05				
100	0	23.12				
16QAM	1860	26140	20	1	0	23.49
				1	49	23.08
				1	99	23.09
				50	0	22.03
				50	24	21.92
				50	50	21.84
	100	0		21.90		
	1	0		22.87		
	1	49		22.95		
	1	99		22.95		
	50	0		21.77		
	50	24		21.83		
	50	50		21.83		
	100	0		21.78		
	1	0		23.51		
	1	49		23.92		
	1	99		23.90		
	50	0		21.88		
50	24	21.93				
50	50	21.93				
100	0	21.98				

Modulation	Carrier frequency (MHz)	UL Channel	BW	RB Size	RB Offset	Conducted power (dBm)
64QAM	1860	26140	20	1	0	21.89
				1	49	21.90
				1	99	21.89
				50	0	21.89
				50	24	21.89
				50	50	21.89
				100	0	21.90
	1882.5	26365		1	0	21.79
				1	49	21.79
				1	99	21.79
				50	0	21.79
				50	24	21.79
				50	50	21.79
				100	0	21.79
	1905	26590		1	0	21.98
				1	49	22.18
				1	99	22.07
				50	0	22.08
				50	24	22.07
				50	50	22.08
				100	0	22.08

LTE Band 26

Modulation	Carrier frequency (MHz)	UL Channel	BW	RB Size	RB Offset	Conducted power (dBm)
QPSK	824.7	26797	1.4	1	0	23.94
				1	3	23.86
				1	5	23.75
				3	0	23.73
				3	1	23.83
				3	3	23.83
	6	0		22.85		
	1	0		23.87		
	1	3		23.88		
	1	5		23.78		
	3	0		23.93		
	3	1		23.90		
	3	3		23.90		
	6	0		22.92		
	1	0		23.84		
	1	3		23.73		
	1	5		23.72		
	16QAM	824.7		26797	3	0
3			1		23.78	
3			3		23.77	
6			0		22.83	
1			0		23.10	
1			3		22.77	
1		5	23.06			
3		0	22.87			
3		1	22.93			
3		3	22.63			
6		0	21.70			
1		0	23.12			
1		3	23.49			
1		5	23.31			
3		0	23.12			
3		1	23.07			
3		3	22.89			
6		0	22.08			
1	0	22.95				
1	3	22.73				
1	5	22.98				
3	0	23.05				
3	1	23.07				
3	3	23.07				
6	0	21.72				

Modulation	Carrier frequency (MHz)	UL Channel	BW	RB Size	RB Offset	Conducted power (dBm)
64QAM	824.7	26797	1.4	1	0	21.91
				1	3	21.81
				1	5	21.82
				3	0	22.01
				3	1	22.01
				3	3	22.01
	6	0		21.82		
	836.5	26915		1	0	22.00
				1	3	22.09
				1	5	22.00
				3	0	22.00
				3	1	22.00
				3	3	22.00
	6	0		21.84		
	848.3	27033		1	0	21.73
				1	3	21.73
				1	5	21.74
				3	0	21.74
				3	1	21.74
				3	3	21.74
	6	0		21.74		

Modulation	Carrier frequency (MHz)	UL Channel	BW	RB Size	RB Offset	Conducted power (dBm)
QPSK	825.5	26805	3	1	0	23.71
				1	8	23.79
				1	14	23.89
				8	0	22.84
				8	4	22.84
				8	7	22.84
	15	0		22.81		
	836.5	26915		1	0	23.89
				1	8	23.96
				1	14	23.96
				8	0	22.93
				8	4	23.00
				8	7	23.01
	847.5	27025		15	0	22.90
				1	0	23.63
1			8	23.74		
1			14	23.73		
8			0	22.86		
8			4	22.99		
16QAM	825.5	26805	8	7	22.89	
			15	0	22.89	
			1	0	23.12	
			1	8	23.05	
			1	14	23.03	
			8	0	22.04	
	836.5	26915	8	4	22.05	
			8	7	22.05	
			15	0	21.90	
			1	0	23.10	
			1	8	23.26	
			1	14	23.27	
	847.5	27025	8	0	22.14	
			8	4	22.14	
			8	7	22.14	
15			0	22.02		
1			0	22.45		
1			8	22.35		
			1	14	22.93	
			8	0	21.84	
			8	4	21.90	
			8	7	21.99	
			15	0	22.00	

Modulation	Carrier frequency (MHz)	UL Channel	BW	RB Size	RB Offset	Conducted power (dBm)
64QAM	825.5	26805	3	1	0	21.80
				1	8	21.91
				1	14	21.81
				8	0	21.91
				8	4	21.81
				8	7	21.81
				15	0	21.81
	836.5	26915		1	0	21.92
				1	8	22.02
				1	14	22.01
				8	0	22.00
				8	4	22.00
				8	7	22.00
				15	0	22.00
	847.5	27025		1	0	22.00
				1	8	22.00
				1	14	22.00
				8	0	22.00
				8	4	21.99
				8	7	21.89
				15	0	21.89

Modulation	Carrier frequency (MHz)	UL Channel	BW	RB Size	RB Offset	Conducted power (dBm)
QPSK	826.5	26815	5	1	0	23.58
				1	12	23.56
				1	24	23.64
				12	0	22.82
				12	7	22.74
				12	13	22.73
	25	0		22.74		
	1	0		23.62		
	1	12		23.82		
	1	24		23.82		
	12	0		22.91		
	12	7		22.91		
	12	13		22.92		
	25	0		22.91		
	1	0		23.83		
	1	12		23.76		
	1	24		23.84		
	12	0		22.94		
12	7	22.89				
12	13	22.88				
25	0	22.96				
16QAM	826.5	26815	1	0	22.34	
			1	12	22.16	
			1	24	22.14	
			12	0	21.83	
			12	7	21.56	
			12	13	21.56	
	25	0	22.04			
	1	0	23.08			
	1	12	23.20			
	1	24	23.20			
	12	0	21.88			
	12	7	21.90			
	12	13	21.82			
	25	0	21.92			
	1	0	22.96			
	1	12	22.61			
	1	24	22.61			
	12	0	21.85			
12	7	21.82				
12	13	21.82				
25	0	21.85				

Modulation	Carrier frequency (MHz)	UL Channel	BW	RB Size	RB Offset	Conducted power (dBm)
64QAM	826.5	26815	5	1	0	21.95
				1	12	21.95
				1	24	21.95
				12	0	22.05
				12	7	22.05
				12	13	21.86
				25	0	21.96
	836.5	26915		1	0	21.92
				1	12	21.95
				1	24	21.95
				12	0	22.04
				12	7	21.95
				12	13	21.95
				25	0	21.95
	846.5	27015		1	0	21.85
				1	12	21.85
				1	24	21.85
				12	0	21.89
				12	7	21.85
				12	13	21.85
				25	0	21.89

Modulation	Carrier frequency (MHz)	UL Channel	BW	RB Size	RB Offset	Conducted power (dBm)
QPSK	829	26840	10	1	0	23.69
				1	25	23.74
				1	49	23.71
				25	0	22.88
				25	12	22.81
				25	25	22.79
	836.5	26915		50	0	22.79
				1	0	23.70
				1	25	23.74
				1	49	23.77
				25	0	22.76
				25	12	22.94
	844	26990		25	25	22.95
				50	0	22.81
				1	0	23.77
				1	25	23.80
				1	49	23.77
				25	0	22.91
16QAM	829	26840	25	12	22.91	
			25	25	22.90	
			50	0	22.91	
			1	0	23.17	
			1	25	23.05	
			1	49	23.04	
	836.5	26915	25	0	21.74	
			25	12	21.90	
			25	25	21.90	
			50	0	21.72	
			1	0	23.44	
			1	25	23.46	
	844	26990	1	49	23.27	
			25	0	21.92	
			25	12	21.96	
			25	25	22.11	
			50	0	21.86	
			1	0	22.95	
			1	25	22.38	
			1	49	22.66	
			25	0	22.10	
			25	12	21.96	
			25	25	22.05	
			50	0	21.87	

Modulation	Carrier frequency (MHz)	UL Channel	BW	RB Size	RB Offset	Conducted power (dBm)
64QAM	829	26840	10	1	0	21.93
				1	25	21.83
				1	49	21.83
				25	0	21.83
				25	12	21.84
				25	25	21.73
				50	0	21.73
	836.5	26915		1	0	21.86
				1	25	21.86
				1	49	21.86
				25	0	21.86
				25	12	21.86
				25	25	21.86
				50	0	21.97
	844	26990		1	0	21.78
				1	25	21.88
				1	49	21.88
				25	0	21.87
				25	12	21.78
				25	25	21.89
				50	0	21.89

Modulation	Carrier frequency (MHz)	UL Channel	BW	RB Size	RB Offset	Conducted power (dBm)
QPSK	831.5	26865	15	1	0	23.61
				1	37	23.78
				1	74	23.77
				36	0	22.75
				36	29	22.89
				36	30	22.88
	836.5	26915		75	0	22.78
				1	0	23.62
				1	37	23.71
				1	74	23.71
				36	0	22.74
				36	29	22.96
	841.5	26965		36	30	22.97
				75	0	22.79
				1	0	23.70
				1	37	23.59
				1	74	23.65
				36	0	22.93
16QAM	831.5	26865	36	29	22.85	
			36	30	22.85	
			75	0	22.90	
			1	0	22.97	
			1	37	23.10	
			1	74	23.11	
	836.5	26915	36	0	21.67	
			36	29	21.72	
			36	30	21.72	
			75	0	21.83	
			1	0	23.21	
			1	37	23.34	
	841.5	26965	1	74	23.35	
			36	0	21.87	
			36	29	21.89	
			36	30	21.89	
			75	0	21.76	
			1	0	22.92	
			1	37	22.20	
			1	74	22.20	
			36	0	21.95	
			36	29	21.78	
			36	30	21.88	
			75	0	21.84	

Modulation	Carrier frequency (MHz)	UL Channel	BW	RB Size	RB Offset	Conducted power (dBm)
64QAM	831.5	26865	15	1	0	21.82
				1	37	21.82
				1	74	21.82
				36	0	21.91
				36	29	21.82
				36	30	21.81
				75	0	21.81
	836.5	26915		1	0	21.76
				1	37	21.76
				1	74	21.76
				36	0	21.77
				36	29	21.84
				36	30	21.85
				75	0	21.85
	841.5	26965		1	0	21.85
				1	37	21.85
				1	74	21.85
				36	0	21.85
				36	29	21.85
				36	30	21.85
				75	0	21.85

LTE Band 41

Modulation	Carrier frequency (MHz)	UL Channel	BW	RB Size	RB Offset	Conducted power (dBm)
QPSK	2498.5	39675	5	1	0	24.18
				1	12	24.11
				1	24	24.06
				12	0	23.50
				12	7	23.42
				12	13	23.51
	2593	40620		25	0	23.48
				1	0	24.24
				1	12	24.31
				1	24	24.29
				12	0	23.31
				12	7	23.37
	2687.5	41565		12	13	23.28
				25	0	23.29
				1	0	24.43
				1	12	24.38
				1	24	24.42
				12	0	23.54
16QAM	2498.5	39675	12	7	23.66	
			12	13	23.53	
			25	0	23.64	
			1	0	23.62	
			1	12	23.50	
			1	24	23.49	
	2593	40620	12	0	22.36	
			12	7	22.32	
			12	13	22.32	
			25	0	22.26	
			1	0	23.46	
			1	12	23.18	
	2687.5	41565	1	24	23.16	
			12	0	22.12	
			12	7	22.20	
			12	13	22.08	
			25	0	22.35	
			1	0	23.67	
1	12	23.66				
1	24	23.78				
12	0	22.49				
12	7	22.52				
12	13	22.35				
25	0	22.61				

Modulation	Carrier frequency (MHz)	UL Channel	BW	RB Size	RB Offset	Conducted power (dBm)
64QAM	2498.5	39675	5	1	0	22.45
				1	12	22.45
				1	24	22.44
				12	0	22.34
				12	7	22.34
				12	13	22.43
				25	0	22.34
	2593	40620		1	0	22.26
				1	12	22.36
				1	24	22.26
				12	0	22.26
				12	7	22.26
				12	13	22.26
				25	0	22.25
	2687.5	41565		1	0	22.34
				1	12	22.35
				1	24	22.34
				12	0	22.35
				12	7	22.35
				12	13	22.35
				25	0	22.34

Modulation	Carrier frequency (MHz)	UL Channel	BW	RB Size	RB Offset	Conducted power (dBm)
QPSK	2501	39700	10	1	0	24.36
				1	25	24.50
				1	49	24.49
				25	0	23.63
				25	12	23.62
				25	25	23.62
	2593	40620		50	0	23.55
				1	0	24.38
				1	25	24.47
				1	49	24.46
				25	0	23.32
				25	12	23.54
	2685	41540		25	25	23.54
				50	0	23.38
				1	0	24.14
				1	25	24.35
				1	49	24.34
				25	0	23.55
16QAM	2501	39700	25	12	23.67	
			25	25	23.49	
			50	0	23.45	
			1	0	23.71	
			1	25	23.60	
			1	49	23.72	
	2593	40620	25	0	22.59	
			25	12	22.62	
			25	25	22.62	
			50	0	22.50	
			1	0	23.66	
			1	25	23.78	
	2685	41540	1	49	23.74	
			25	0	22.39	
			25	12	22.50	
			25	25	22.50	
			50	0	22.21	
			1	0	23.23	
			1	25	23.56	
			1	49	23.55	
			25	0	22.41	
			25	12	22.49	
			25	25	22.59	
			50	0	22.41	

Modulation	Carrier frequency (MHz)	UL Channel	BW	RB Size	RB Offset	Conducted power (dBm)
64QAM	2501	39700	10	1	0	22.50
				1	25	22.50
				1	49	22.50
				25	0	22.60
				25	12	22.60
				25	25	22.50
				50	0	22.60
	2593	40620		1	0	22.22
				1	25	22.32
				1	49	22.32
				25	0	22.32
				25	12	22.21
				25	25	22.32
				50	0	22.33
	2685	41540		1	0	22.44
				1	25	22.44
				1	49	22.35
				25	0	22.44
				25	12	22.35
				25	25	22.35
				50	0	22.45

Modulation	Carrier frequency (MHz)	UL Channel	BW	RB Size	RB Offset	Conducted power (dBm)
QPSK	2503.5	39725	15	1	0	24.22
				1	37	24.26
				1	74	24.25
				36	0	23.48
				36	29	23.39
				36	30	23.39
	2593	40620		75	0	23.42
				1	0	24.11
				1	37	24.19
				1	74	24.17
				36	0	23.35
				36	29	23.30
	2682.5	41515		36	30	23.30
				75	0	23.32
				1	0	24.17
				1	37	24.26
				1	74	24.33
				36	0	23.52
16QAM	2503.5	39725	36	29	23.46	
			36	30	23.45	
			75	0	23.40	
			1	0	23.56	
			1	37	23.62	
			1	74	23.62	
	2593	40620	36	0	22.38	
			36	29	22.39	
			36	30	22.39	
			75	0	22.41	
			1	0	23.40	
			1	37	23.78	
	2682.5	41515	1	74	23.69	
			36	0	22.32	
			36	29	22.38	
			36	30	22.39	
			75	0	22.31	
			1	0	23.10	
			1	37	23.24	
			1	74	23.24	
			36	0	22.32	
			36	29	22.26	
			36	30	22.48	
			75	0	22.43	

Modulation	Carrier frequency (MHz)	UL Channel	BW	RB Size	RB Offset	Conducted power (dBm)
64QAM	2503.5	39725	15	1	0	22.41
				1	37	22.40
				1	74	22.49
				36	0	22.51
				36	29	22.49
				36	30	22.40
				75	0	22.39
	2593	40620		1	0	22.39
				1	37	22.31
				1	74	22.40
				36	0	22.40
				36	29	22.40
				36	30	22.40
				75	0	22.31
	2682.5	41515		1	0	22.43
				1	37	22.43
				1	74	22.42
				36	0	22.42
				36	29	22.42
				36	30	22.42
				75	0	22.41

Modulation	Carrier frequency (MHz)	UL Channel	BW	RB Size	RB Offset	Conducted power (dBm)
QPSK	2506	39750	20	1	0	24.34
				1	49	24.37
				1	99	24.44
				50	0	23.53
				50	24	23.57
				50	50	23.58
	100	0		23.48		
	2593	40620		1	0	24.11
				1	49	24.38
				1	99	24.36
				50	0	23.36
				50	24	23.50
				50	50	23.50
	2680	41490		100	0	23.42
				1	0	24.12
				1	49	24.42
				1	99	24.41
				50	0	23.29
50			24	23.41		
16QAM	2506	39750	50	50	23.41	
			100	0	23.39	
			1	0	23.72	
			1	49	23.91	
			1	99	23.91	
			50	0	22.57	
	2593	40620	50	24	22.52	
			50	50	22.53	
			100	0	22.55	
			1	0	23.06	
			1	49	23.09	
			1	99	23.08	
	2680	41490	50	0	22.30	
			50	24	22.35	
			50	50	22.35	
			100	0	22.32	
			1	0	23.00	
			1	49	23.20	
1	99	23.20				
50	0	22.22				
50	24	22.27				
50	50	22.26				
100	0	22.23				

Modulation	Carrier frequency (MHz)	UL Channel	BW	RB Size	RB Offset	Conducted power (dBm)
64QAM	2506	39750	20	1	0	22.46
				1	49	22.46
				1	99	22.46
				50	0	22.46
				50	24	22.46
				50	50	22.46
				100	0	22.48
	2593	40620		1	0	22.32
				1	49	22.41
				1	99	22.33
				50	0	22.32
				50	24	22.31
				50	50	22.41
				100	0	22.41
	2680	41490		1	0	22.23
				1	49	22.24
				1	99	22.23
				50	0	22.23
				50	24	22.23
				50	50	22.23
				100	0	22.23

LTE Band 66

Modulation	Carrier frequency (MHz)	UL Channel	BW	RB Size	RB Offset	Conducted power (dBm)
QPSK	1710.7	131979	1.4	1	0	23.79
				1	3	23.91
				1	5	23.87
				3	0	23.92
				3	1	23.83
				3	3	23.93
	6	0		23.06		
	1	0		24.06		
	1	3		24.05		
	1	5		24.15		
	3	0		24.19		
	3	1		24.11		
	3	3		24.25		
	6	0		23.28		
	1	0		23.83		
	1	3		23.84		
	1	5		24.02		
	16QAM	1710.7		131979	3	0
3			1		24.08	
3			3		24.22	
6			0		23.19	
1			0		22.93	
1			3		23.11	
1		5	22.99			
3		0	23.00			
3		1	22.90			
3		3	22.90			
6		0	21.72			
1		0	23.00			
1		3	22.90			
1		5	22.89			
3		0	23.22			
3		1	23.24			
3		3	23.18			
6		0	22.02			
1779.3	132665	1	0	23.52		
		1	3	23.34		
		1	5	23.51		
		3	0	23.07		
		3	1	23.27		
		3	3	23.26		
6	0	22.22				

Modulation	Carrier frequency (MHz)	UL Channel	BW	RB Size	RB Offset	Conducted power (dBm)
64QAM	1710.7	131979	1.4	1	0	21.72
				1	3	21.73
				1	5	21.73
				3	0	21.74
				3	1	21.74
				3	3	21.74
	6	0		21.74		
	1755	132422		1	0	22.03
				1	3	22.03
				1	5	22.03
				3	0	22.03
				3	1	22.03
				3	3	22.04
	6	0		22.04		
	1779.3	132665		1	0	22.24
				1	3	22.25
				1	5	22.13
				3	0	22.25
				3	1	22.26
				3	3	22.25
	6	0		22.25		

Modulation	Carrier frequency (MHz)	UL Channel	BW	RB Size	RB Offset	Conducted power (dBm)
QPSK	1711.5	131987	3	1	0	23.72
				1	8	23.71
				1	14	23.76
				8	0	22.89
				8	4	22.92
				8	7	22.91
	15	0		22.87		
	1755	132422		1	0	24.15
				1	8	24.24
				1	14	24.21
				8	0	23.22
				8	4	23.19
				8	7	23.18
	1778.5	132657		15	0	23.18
				1	0	24.08
1			8	24.07		
1			14	23.99		
8			0	23.17		
8			4	23.02		
16QAM	1711.5	131987	8	7	23.07	
			15	0	23.22	
			1	0	22.96	
			1	8	22.84	
			1	14	22.84	
			8	0	21.91	
	1755	132422	8	4	21.86	
			8	7	21.87	
			8	7	21.87	
			15	0	21.95	
			1	0	23.05	
			1	8	22.78	
	1778.5	132657	1	14	22.78	
			8	0	22.04	
			8	4	22.35	
8			7	22.24		
15			0	22.27		
1			0	23.30		
			1	8	22.80	
			1	14	22.80	
			8	0	22.22	
			8	4	22.11	
			8	7	22.11	
			15	0	22.29	

Modulation	Carrier frequency (MHz)	UL Channel	BW	RB Size	RB Offset	Conducted power (dBm)
64QAM	1711.5	131987	3	1	0	21.94
				1	8	21.94
				1	14	22.07
				8	0	22.07
				8	4	22.07
				8	7	22.07
				15	0	22.06
	1755	132422		1	0	22.27
				1	8	22.27
				1	14	22.17
				8	0	22.37
				8	4	22.26
				8	7	22.26
				15	0	22.26
	1778.5	132657		1	0	22.28
				1	8	22.28
				1	14	22.19
				8	0	22.28
				8	4	22.19
				8	7	22.18
				15	0	22.18

Modulation	Carrier frequency (MHz)	UL Channel	BW	RB Size	RB Offset	Conducted power (dBm)
QPSK	1712.5	131997	5	1	0	23.65
				1	12	23.51
				1	24	23.75
				12	0	22.90
				12	7	22.78
				12	13	22.77
	25	0		22.81		
	1	0		23.96		
	1	12		24.01		
	1	24		24.05		
	12	0		23.19		
	12	7		23.21		
	12	13		23.20		
	25	0		23.28		
	1	0		23.92		
	1	12		24.00		
	1	24		24.00		
	16QAM	1712.5		131997	12	0
12			7		23.04	
12			13		23.11	
25			0		23.20	
1			0		22.74	
1			12		22.70	
1		24	22.51			
12		0	21.90			
12		7	21.76			
12		13	21.76			
25		0	21.76			
1		0	22.77			
1		12	22.81			
1		24	22.91			
12		0	22.14			
12		7	22.18			
12		13	22.18			
25		0	22.34			
1	0	23.28				
1	12	23.18				
1	24	23.16				
12	0	22.22				
12	7	22.06				
12	13	22.15				
25	0	22.11				

Modulation	Carrier frequency (MHz)	UL Channel	BW	RB Size	RB Offset	Conducted power (dBm)
64QAM	1712.5	131997	5	1	0	21.86
				1	12	21.86
				1	24	21.86
				12	0	21.85
				12	7	21.75
				12	13	21.85
				25	0	21.85
	1755	132422		1	0	22.22
				1	12	22.22
				1	24	22.22
				12	0	22.22
				12	7	22.13
				12	13	22.22
				25	0	22.13
	1777.5	132647		1	0	22.21
				1	12	22.11
				1	24	22.11
				12	0	22.11
				12	7	22.11
				12	13	22.11
				25	0	22.11

Modulation	Carrier frequency (MHz)	UL Channel	BW	RB Size	RB Offset	Conducted power (dBm)
QPSK	1715	132022	10	1	0	23.99
				1	25	23.78
				1	49	23.64
				25	0	22.81
				25	12	22.72
				25	25	22.80
	50	0		22.85		
	1755	132422		1	0	24.08
				1	25	24.21
				1	49	24.16
				25	0	23.12
				25	12	23.18
				25	25	23.18
	1775	132622		50	0	23.18
				1	0	23.94
				1	25	23.91
				1	49	23.84
				25	0	23.24
25			12	23.12		
16QAM	1715	132022	25	25	23.11	
			50	0	23.26	
			1	0	23.04	
			1	25	22.79	
			1	49	22.85	
			25	0	21.87	
	1755	132422	25	12	21.81	
			25	25	21.81	
			50	0	21.76	
			1	0	23.03	
			1	25	23.15	
			1	49	23.24	
	1775	132622	25	0	22.40	
			25	12	22.29	
			25	25	22.29	
			50	0	22.14	
			1	0	23.37	
			1	25	22.89	
			1	49	22.97	
			25	0	22.31	
			25	12	22.14	
			25	25	22.24	
			50	0	22.12	

Modulation	Carrier frequency (MHz)	UL Channel	BW	RB Size	RB Offset	Conducted power (dBm)
64QAM	1715	132022	10	1	0	21.76
				1	25	21.76
				1	49	21.75
				25	0	21.75
				25	12	21.76
				25	25	21.75
				50	0	21.75
	1755	132422		1	0	22.14
				1	25	22.23
				1	49	22.23
				25	0	22.23
				25	12	22.13
				25	25	22.13
				50	0	22.22
	1775	132622		1	0	22.13
				1	25	22.12
				1	49	22.12
				25	0	22.12
				25	12	22.12
				25	25	22.12
				50	0	22.12

Modulation	Carrier frequency (MHz)	UL Channel	BW	RB Size	RB Offset	Conducted power (dBm)
QPSK	1717.5	132047	15	1	0	23.72
				1	37	23.73
				1	74	23.68
				36	0	22.81
				36	29	22.68
				36	30	22.67
	75	0		22.74		
	1	0		23.73		
	1	37		23.97		
	1	74		24.03		
	36	0		23.10		
	36	29		23.06		
	36	30		23.05		
	75	0		23.09		
	1	0		24.12		
	1	37		23.78		
	1	74		23.80		
	16QAM	1717.5		132047	15	36
36			29			23.17
36			30			23.16
75			0			23.20
1			0			23.19
1			37			22.78
1		74	22.66			
36		0	21.77			
36		29	21.75			
36		30	21.75			
75		0	21.73			
1		0	23.00			
1		37	22.95			
1		74	22.96			
36		0	22.07			
36		29	22.06			
36		30	22.06			
75		0	22.10			
1	0	23.43				
1	37	23.10				
1	74	23.08				
1772.5	132597	15	36	0	22.27	
			36	29	22.07	
			36	30	22.07	
			75	0	22.22	

Modulation	Carrier frequency (MHz)	UL Channel	BW	RB Size	RB Offset	Conducted power (dBm)
64QAM	1717.5	132047	15	1	0	21.73
				1	37	21.73
				1	74	21.73
				36	0	21.72
				36	29	21.72
				36	30	21.72
				75	0	21.72
	1755	132422		1	0	22.09
				1	37	22.10
				1	74	22.09
				36	0	22.09
				36	29	22.09
				36	30	22.09
				75	0	22.09
	1772.5	132597		1	0	22.22
				1	37	22.21
				1	74	22.21
				36	0	22.21
				36	29	22.21
				36	30	22.21
				75	0	22.21

Modulation	Carrier frequency (MHz)	UL Channel	BW	RB Size	RB Offset	Conducted power (dBm)
QPSK	1720	132072	20	1	0	23.62
				1	49	23.67
				1	99	23.82
				50	0	22.77
				50	24	22.68
				50	50	22.66
	100	0		22.72		
	1755	132422		1	0	23.77
				1	49	24.27
				1	99	24.25
				50	0	23.04
				50	24	23.27
				50	50	23.26
	1770	132572		100	0	23.18
				1	0	24.08
				1	49	24.27
				1	99	24.32
				50	0	23.36
50			24	23.27		
16QAM	1720	132072	50	50	23.26	
			100	0	23.25	
			1	0	23.48	
			1	49	23.44	
			1	99	23.56	
			50	0	21.88	
	1755	132422	50	24	21.76	
			50	50	21.76	
			100	0	21.85	
			1	0	23.50	
			1	49	23.94	
			1	99	23.92	
	1770	132572	50	0	22.01	
			50	24	22.08	
			50	50	22.09	
			100	0	22.12	
			1	0	23.82	
			1	49	23.61	
			1	99	23.67	
			50	0	22.33	
			50	24	22.28	
			50	50	22.28	
			100	0	22.28	
			100	0	22.28	

Modulation	Carrier frequency (MHz)	UL Channel	BW	RB Size	RB Offset	Conducted power (dBm)
64QAM	1720	132072	20	1	0	21.85
				1	49	21.85
				1	99	21.85
				50	0	21.85
				50	24	21.84
				50	50	21.84
				100	0	21.84
	1755	132422		1	0	22.12
				1	49	22.12
				1	99	22.12
				50	0	22.11
				50	24	22.11
				50	50	22.11
				100	0	22.11
	1770	132572		1	0	22.28
				1	49	22.28
				1	99	22.28
				50	0	22.28
				50	24	22.28
				50	50	22.28
				100	0	22.28

LTE Band 71

Modulation	Carrier frequency (MHz)	UL Channel	BW	RB Size	RB Offset	Conducted power (dBm)
QPSK	665.5	133147	5	1	0	23.43
				1	12	23.49
				1	24	23.43
				12	0	22.53
				12	7	22.54
				12	13	22.51
	25	0		22.50		
	680.5	133297		1	0	23.42
				1	12	23.43
				1	24	23.38
				12	0	22.48
				12	7	22.56
				12	13	22.54
	695.5	133447		25	0	22.54
				1	0	23.52
1			12	23.43		
1			24	23.49		
12			0	22.63		
12			7	22.60		
16QAM	665.5	133147	12	13	22.58	
			25	0	22.65	
			1	0	22.15	
			1	12	22.11	
			1	24	22.03	
			12	0	21.41	
	680.5	133297	12	7	21.44	
			12	13	21.33	
			25	0	21.59	
			1	0	22.23	
			1	12	22.35	
			1	24	22.33	
	695.5	133447	12	0	21.67	
			12	7	21.52	
			12	13	21.53	
25			0	21.61		
1			0	22.32		
1			12	22.25		
1	24	22.24				
12	0	21.44				
12	7	21.32				
12	13	21.63				
25	0	21.67				

Modulation	Carrier frequency (MHz)	UL Channel	BW	RB Size	RB Offset	Conducted power (dBm)
64QAM	665.5	133147	5	1	0	21.85
				1	12	21.84
				1	24	21.83
				12	0	21.83
				12	7	21.83
				12	13	21.82
				25	0	21.82
	680.5	133297		1	0	21.60
				1	12	21.60
				1	24	21.60
				12	0	21.60
				12	7	21.60
				12	13	21.60
				25	0	21.53
	695.5	133447		1	0	21.67
				1	12	21.67
				1	24	21.66
				12	0	21.78
				12	7	21.66
				12	13	21.66
				25	0	21.77

Modulation	Carrier frequency (MHz)	UL Channel	BW	RB Size	RB Offset	Conducted power (dBm)
QPSK	668	133172	10	1	0	23.47
				1	25	23.40
				1	49	23.35
				25	0	22.49
				25	12	22.53
				25	25	22.51
	680.5	133297		50	0	22.51
				1	0	23.55
				1	25	23.73
				1	49	23.79
				25	0	22.59
				25	12	22.61
	693	133422		25	25	22.60
				50	0	22.58
				1	0	23.51
1			25	23.37		
1			49	23.43		
25			0	22.65		
16QAM	668	133172	25	12	22.61	
			25	25	22.59	
			50	0	22.57	
			1	0	22.55	
			1	25	22.59	
			1	49	22.56	
	680.5	133297	25	0	21.64	
			25	12	21.57	
			25	25	21.68	
			50	0	21.51	
			1	0	22.69	
			1	25	22.65	
	693	133422	1	49	22.64	
			25	0	21.74	
			25	12	21.69	
25			25	21.59		
50			0	21.60		
1			0	22.71		
			1	25	22.64	
			1	49	22.63	
			25	0	21.94	
			25	12	21.96	
			25	25	21.96	
			50	0	21.58	

Modulation	Carrier frequency (MHz)	UL Channel	BW	RB Size	RB Offset	Conducted power (dBm)
64QAM	668	133172	10	1	0	21.51
				1	25	21.64
				1	49	21.51
				25	0	21.51
				25	12	21.50
				25	25	21.64
				50	0	21.50
	680.5	133297		1	0	21.60
				1	25	21.60
				1	49	21.60
				25	0	21.70
				25	12	21.59
				25	25	21.60
				50	0	21.59
	693	133422		1	0	21.58
				1	25	21.58
				1	49	21.69
				25	0	21.57
				25	12	21.69
				25	25	21.69
				50	0	21.69

Modulation	Carrier frequency (MHz)	UL Channel	BW	RB Size	RB Offset	Conducted power (dBm)
QPSK	670.5	133197	15	1	0	23.50
				1	37	23.38
				1	74	23.42
				36	0	22.52
				36	29	22.49
				36	30	22.47
	680.5	133297		75	0	22.52
				1	0	23.31
				1	37	23.38
				1	74	23.34
				36	0	22.59
				36	29	22.58
	690.5	133397		36	30	22.57
				75	0	22.49
				1	0	23.30
1			37	23.32		
1			74	23.37		
36			0	22.70		
16QAM	670.5	133197	36	29	22.65	
			36	30	22.64	
			75	0	22.58	
			1	0	22.34	
			1	37	22.39	
			1	74	22.48	
	680.5	133297	36	0	21.56	
			36	29	21.41	
			36	30	21.51	
			75	0	21.68	
			1	0	22.73	
			1	37	22.78	
	690.5	133397	1	74	22.78	
			36	0	21.43	
			36	29	21.53	
36			30	21.52		
75			0	21.56		
1			0	22.81		
			1	37	22.48	
			1	74	22.55	
			36	0	21.61	
			36	29	21.68	
			36	30	21.68	
			75	0	21.65	

Modulation	Carrier frequency (MHz)	UL Channel	BW	RB Size	RB Offset	Conducted power (dBm)
64QAM	670.5	133197	15	1	0	21.57
				1	37	21.57
				1	74	21.56
				36	0	21.56
				36	29	21.56
				36	30	21.56
				75	0	21.66
	680.5	133297		1	0	21.56
				1	37	21.55
				1	74	21.55
				36	0	21.55
				36	29	21.55
				36	30	21.56
				75	0	21.65
	690.5	133397		1	0	21.65
				1	37	21.65
				1	74	21.65
				36	0	21.64
				36	29	21.64
				36	30	21.64
				75	0	21.64

Modulation	Carrier frequency (MHz)	UL Channel	BW	RB Size	RB Offset	Conducted power (dBm)
QPSK	673	133222	20	1	0	23.20
				1	49	23.16
				1	99	23.31
				50	0	22.44
				50	24	22.58
				50	50	22.57
	100	0		22.54		
	680.5	133322		1	0	23.08
				1	49	23.25
				1	99	23.21
				50	0	22.49
				50	24	22.59
				50	50	22.58
	688	133372		100	0	22.47
				1	0	23.38
1			49	23.34		
1			99	23.42		
50			0	22.59		
50			24	22.53		
16QAM	673		50	50	22.52	
			100	0	22.52	
			1	0	23.24	
			1	49	23.49	
			1	99	23.06	
			50	0	21.60	
	680.5		50	24	21.53	
			50	50	21.53	
			100	0	21.63	
			1	0	22.91	
			1	49	23.26	
			1	99	23.26	
	688		50	0	21.53	
			50	24	21.57	
			50	50	21.57	
100			0	21.57		
1			0	23.36		
1			49	23.05		
		1	99	23.04		
		50	0	21.61		
		50	24	21.68		
		50	50	21.68		
		100	0	21.71		

Modulation	Carrier frequency (MHz)	UL Channel	BW	RB Size	RB Offset	Conducted power (dBm)
64QAM	673	133222	20	1	0	21.62
				1	49	21.62
				1	99	21.62
				50	0	21.61
				50	24	21.61
				50	50	21.60
				100	0	21.59
	680.5	133322		1	0	21.57
				1	49	21.66
				1	99	21.66
				50	0	21.66
				50	24	21.66
				50	50	21.66
				100	0	21.65
	688	133372		1	0	21.71
				1	49	21.71
				1	99	21.70
				50	0	21.70
				50	24	21.70
				50	50	21.70
				100	0	21.70

6.5 Bluetooth Measurement result

BT

Modulation type	Peak Power Output (dBm)		
	2402MHz(Ch0)	2441MHz(Ch39)	2480MHz(Ch78)
GFSK	2.37	2.97	1.44
$\pi/4$ DQPSK	1.65	2.27	0.71
8DPSK	2.57	3.07	1.61

Modulation type	Average Power Output (dBm)		
	2402MHz(Ch0)	2441MHz(Ch39)	2480MHz(Ch78)
GFSK	1.75	2.34	0.32
$\pi/4$ DQPSK	0.02	0.75	-0.96
8DPSK	0.13	0.50	-0.68

BLE

Modulation type	Peak Power Output (dBm)		
	2402MHz (Ch0)	2440MHz (Ch19)	2480MHz (Ch39)
GFSK (LE 1Mbps)	2.24	2.70	1.31

Modulation type	Average Power Output (dBm)		
	2402MHz (Ch0)	2440MHz (Ch19)	2480MHz (Ch39)
GFSK (LE 1Mbps)	0.41	0.91	-0.48

6.6 Wi-Fi Measurement result

WIFI 2.4GHz

Modulation type	Peak power output (dBm)		
	2412MHz	2437MHz	2462MHz
802.11b	17.91	17.86	17.37
802.11g	21.14	21.30	20.90
802.11n HT20	20.34	20.25	19.85
802.11n HT40	18.48	19.24	19.78

Modulation type	Average power output (dBm)		
	2412MHz	2437MHz	2462MHz
802.11b	14.53	14.51	14.03
802.11g	12.15	12.13	11.72
802.11n HT20	11.23	11.29	10.82
802.11n HT40	8.97	9.78	10.18

6.7 Standalone SAR Test Exclusion Considerations

Standalone 1-g head or body SAR evaluation by measurement or numerical simulation is not required when the corresponding SAR Exclusion Threshold condition, listed below, is satisfied.

SAR Test Exclusion Thresholds for 100 MHz – 6 GHz and ≤ 50 mm

Method1:

According to the KDB447498 4.3.1 (1)

For 100 MHz to 6 GHz and test separation distances ≤ 50 mm, the 1-g and 10-g SAR test exclusion thresholds are determined by the following:

$[(\text{max. power of channel, including tune-up tolerance, mW}) / (\text{min. test separation distance, mm})] \cdot [\sqrt{f} (\text{GHz})] \leq 3.0$ for 1-g SAR, where

- $f(\text{GHz})$ is the RF channel transmit frequency in GHz
- Power and distance are rounded to the nearest mW and mm before calculation
- The result is rounded to one decimal place for comparison

The test exclusions are applicable only when the minimum test separation distance is ≤ 50 mm, and for transmission frequencies between 100 MHz and 6 GHz. When the minimum test separation distance is < 5 mm, a distance of 5 mm is applied to determine SAR test exclusion.

This is equivalent to $[(\text{max. power of channel, including tune-up tolerance, mW}) / (60 / \sqrt{f} (\text{GHz}) \text{ mW})] \cdot [20 \text{ mm} / (\text{min. test separation distance, mm})] \leq 1.0$ for 1-g SAR; also see Appendix A for approximate exclusion threshold values at selected frequencies and distances.

Method2:

According to the KDB447498 appendix A

Approximate SAR Test Exclusion Power Thresholds at Selected Frequencies and Test Separation Distances are illustrated in the following Table.

MHz	5	10	15	20	25	mm
150	39	77	116	155	194	<i>SAR Test Exclusion Threshold (mW)</i>
300	27	55	82	110	137	
450	22	45	67	89	112	
835	16	33	49	66	82	
900	16	32	47	63	79	
1500	12	24	37	49	61	
1900	11	22	33	44	54	
2450	10	19	29	38	48	
3600	8	16	24	32	40	
5200	7	13	20	26	33	
5400	6	13	19	26	32	
5800	6	12	19	25	31	

Summary of Transmitters

Band/Mode	Max conducted power adjusted for tune-up tolerance(mW)	Exposure condition	SAR test exclusion threshold (mW)	Standalone SAR Required
BT/BLE	1.78	Head	10	No
		Body-worn/Hotspot	19	No
Wi-Fi 2.4GHz	31.62	Head	10	Yes
		Body-worn/Hotspot	19	Yes

6.8 RF exposure conditions

Refer to the follow picture “Antenna information” for the specific details of the antenna-to-antenna and antenna-to-edge(s) distances.



All of Implementation antenna

Antenna1: GSM: 1800/1900MHz TX&RX GSM850 RX WCDMA: B2/B4 TX&RX B5 RX LTE FDD: B2/B4/B25/B66 TX&RX B5/B12/B13/B26/B71 RX LTE TDD: B41 TX&RX

Antenna2: GSM: 850/900 TX&RX WCDMA: B5 TX&RX B2/B4 RX LTE FDD: B5/B12/B13/B26/B71 TX&RX B2/B4/B25/B41/B66 RX

WIFI/BT/GSP Antenna: WIFI 2.4GHz BT 2.4GHz GPS: 1570 MHz~1600 MHz

Note: we defined these position when we face the screen of EUT, the reason why we perform SAR test for these edges is that the structures of antennas is close to our body, and for the other edges do not necessary cause we already consider the worst case.

6.8.1 Head Exposure Conditions

For WWAN

Test Configurations	SAR Required	Note
Left Touch	Yes	/
Left Tilt (15°)	Yes	/
Right Touch	Yes	/
Right Tilt (15°)	Yes	/

For WLAN

Test Configurations	SAR Required	Note
Left Touch	Yes	/
Left Tilt (15°)	Yes	/
Right Touch	Yes	/
Right Tilt (15°)	Yes	/

6.8.2 Body Worn Exposure conditions

For WWAN

Test Configurations	SAR Required	Note
Back	Yes	/
Front	Yes	/

For WLAN

Test Configurations	SAR Required	Note
Back	Yes	/
Front	Yes	/

6.8.3 Hotspot Exposure conditions For WWAN Antenna1

Test Configurations	SAR Required	Antenna-to-edge(s) distances
Back	Yes*	<25mm
Front	Yes*	<25mm
Top	No	>25mm
Bottom	Yes	<25mm
Left	Yes	<25mm
Right	Yes	<25mm

For WWAN Antenna2

Test Configurations	SAR Required	Antenna-to-edge(s) distances
Back	Yes*	<25mm
Front	Yes*	<25mm
Top	Yes	<25mm
Bottom	No	>25mm
Left	Yes	<25mm
Right	No	>25mm

For WLAN

Test Configurations	SAR Required	Antenna-to-edge(s) distances
Back	Yes*	<25mm
Front	Yes*	<25mm
Top	Yes	<25mm
Bottom	No	>25mm
Left	No	>25mm
Right	Yes	<25mm

Note*: For hotspot mode, it's not necessary test Rear and Front position for several bands which there is no "hotspot power reduction" scheme. Because we already test these positions without hotspot mode in Body Exposure conditions.

6.9 System Checking

The manufacturer calibrates the probes annually. Dielectric parameters of the tissue simulants were measured every day using the dielectric probe kit and the network analyser. For the measurement of the following parameters the SPEAG DAKS-3.5 dielectric parameter probe is used, representing the open-ended coaxial probe measurement procedure.

Freq. (MHz)	Liquid parameters	measured	Target	Delta (%)	Tolerance (%)	Verdict
750	ϵ_r	42.11	41.90	0.50	± 10	Pass
	σ [S/m]	0.93	0.89	4.49	± 10	Pass
835	ϵ_r	40.56	41.50	-2.27	± 10	Pass
	σ [S/m]	0.89	0.90	-1.11	± 10	Pass
1800	ϵ_r	41.15	40.00	2.88	± 10	Pass
	σ [S/m]	1.45	1.40	3.57	± 10	Pass
2000	ϵ_r	40.68	40.00	1.70	± 10	Pass
	σ [S/m]	1.44	1.40	2.86	± 10	Pass
2450	ϵ_r	39.11	39.20	-0.23	± 10	Pass
	σ [S/m]	1.77	1.80	-1.67	± 10	Pass
2600	ϵ_r	38.40	39.00	-1.54	± 10	Pass
	σ [S/m]	1.94	1.96	-1.02	± 10	Pass

Note: For DASY system, the conservative tolerance 5% could expand to 10% when the frequency under 3GHz

A system check measurement was made following once the determination of the dielectric parameters of the simulant, using the dipole validation kit. The system checking results (dielectric parameters and SAR values) are given in the table below.

Freq.(MHz)	SAR measured (normalized to 1W)		Target (Ref. Value)	Delta (%)	Tolerance (%)	Verdict
750	1g	8.21	8.40	-2.26	±10	Pass
	10g	5.50	5.70	-3.51	±10	Pass
835	1g	9.49	9.38	1.17	±10	Pass
	10g	6.40	6.25	2.40	±10	Pass
1800	1g	37.89	38.90	-2.60	±10	Pass
	10g	19.81	20.30	-2.41	±10	Pass
2000	1g	39.25	41.00	-4.27	±10	Pass
	10g	19.89	20.50	-2.98	±10	Pass
2450	1g	53.58	53.00	1.09	±10	Pass
	10g	24.68	24.50	0.73	±10	Pass
2600	1g	56.70	56.50	0.35	±10	Pass
	10g	25.80	25.40	1.57	±10	Pass

6.10 SAR TEST RESULT

In order to determine the largest value of the peak spatial-average SAR of a handset, all device positions, configurations, and operational modes should be tested for each frequency band according to Steps 1 to 3 below.

Step 1: The tests should be performed at the channel that is closest to the center of the transmit frequency band.

a) All device positions (cheek and tilt, for both left and right sides of the SAM phantom),
b) All configurations for each device position in a), e.g., antenna extended and retracted, and
c) All operational modes for each device position in item a) and configuration in item b) in each frequency band, e.g., analog and digital, If more than three frequencies need to be tested (i.e., $N_c > 3$), then all frequencies, configurations and modes shall be tested for all of the above test conditions.

Step 2: For the condition providing the highest peak spatial-average SAR determined in Step 1 for each frequency, perform all tests at all other test frequency channels, e.g., lowest and highest frequencies. In addition, for all other conditions (device position, configuration, and operational mode) where the peak spatial-average SAR value determined in Step 1 is within 3 dB of the applicable SAR limit, it is recommended that all other test frequencies should be tested as well.

Step 3: Examine all data to determine the largest value of the peak.

Note:

1. Per KDB 447498 D01v06, the reported SAR is the measured SAR value adjusted for maximum tune-up tolerance.

Scaling Factor = tune-up limit power (mW) / EUT RF power (mW), where tune-up limit is the maximum rated power among all production units.

Duty Factor = 1 / Duty Cycle(%)

For cellular network:

Reported SAR (W/kg) = Measured SAR (W/kg) * Scaling Factor

For WLAN

Reported SAR (W/kg) = Measured SAR (W/kg) * Scaling Factor * Duty factor

2. Per KDB 447498 D01v06, for each exposure position, if the highest output channel reported SAR ≤ 0.8 W/kg, other channels SAR testing are not necessary.

3. The distance between the EUT and the phantom bottom is 10mm.

Mode		Duty cycle	Duty factor	Note
Licensed Frequency	GSM 850	50%	NA	According to the theory, we configured duty cycle with relevant value on the communication tester, so correction factor do not need such as "duty factor"
	GSM 1900	50%		
	WCDMA Band	100%		
	FDD-LTE Band	100%		
	TDD-LTE Band	63.3%		
Unlicensed Frequency	BT DH5	76.99%	1.30	SRTC perform SAR test with non-signaling mode, and duty factor shall be considered because of the uncertainty of data traffic.
	WIFI 2.4GHz 802.11b	97.59%	1.02	

The measured and reported Head/body SAR values for the test device are tabulated below:

Mode: GSM 850

fL(MHz)=824.2MHz

fM(MHz)=836.5MHz

fH(MHz)= 848.8MHz

Limit of SAR (W/kg): <1.6W/kg (1g Average)

Test case				Meas power(dBm)	Tune-up(dBm)	Scaling factor	Meas SAR(w/kg)		Report SAR(w/kg)	
Mode	Exposure condition	Position	Channel				First	Second	First	Second
GPRS/EDGE GMSK 4Slots	Head	Left Cheek	L	29.08	29.50	1.10	0.785	---	0.864	---
			M	29.11	29.50	1.09	0.815	0.811	0.888	0.884
			H	29.16	29.50	1.08	0.788	---	0.851	---
		Left tilt	L	29.08	29.50	1.10	---	---	---	---
			M	29.11	29.50	1.09	0.763	---	0.832	---
			H	29.16	29.50	1.08	---	---	---	---
		Right Cheek	L	29.08	29.50	1.10	1.120	1.080	1.232	1.188
			M	29.11	29.50	1.09	1.260	1.210	1.373	1.319
			H	29.16	29.50	1.08	1.150	1.100	1.242	1.188
		Right tilt	L	29.08	29.50	1.10	0.785	---	0.864	---
			M	29.11	29.50	1.09	0.834	0.831	0.909	0.906
			H	29.16	29.50	1.08	0.787	---	0.850	---
GPRS/EDGE GMSK 4Slots	Body-worn	Back	L	29.08	29.50	1.10	---	---	---	---
			M	29.11	29.50	1.09	0.465	---	0.507	---
			H	29.16	29.50	1.08	---	---	---	---
		Front	L	29.08	29.50	1.10	---	---	---	---
			M	29.11	29.50	1.09	0.376	---	0.410	---
			H	29.16	29.50	1.08	---	---	---	---
	Hotspot	Back	L	29.08	29.50	1.10	---	---	---	---
			M	29.11	29.50	1.09	0.465	---	0.507	---
			H	29.16	29.50	1.08	---	---	---	---
		Front	L	29.08	29.50	1.10	---	---	---	---
			M	29.11	29.50	1.09	0.376	---	0.410	---
			H	29.16	29.50	1.08	---	---	---	---
		Top	L	29.08	29.50	1.10	---	---	---	---
			M	29.11	29.50	1.09	0.346	---	---	---
			H	29.16	29.50	1.08	---	---	---	---
		Bottom	L	29.08	29.50	1.10	---	---	---	---
			M	29.11	29.50	1.09	---	---	---	---
			H	29.16	29.50	1.08	---	---	---	---
Left	L	29.08	29.50	1.10	---	---	---	---		
	M	29.11	29.50	1.09	0.302	---	0.329	---		
	H	29.16	29.50	1.08	---	---	---	---		
Right	L	29.08	29.50	1.10	---	---	---	---		
	M	29.11	29.50	1.09	0.301	---	---	---		
	H	29.16	29.50	1.08	---	---	---	---		

Mode: GSM 1900

fL (MHz)=1850.2MHz

fM (MHz)=1880.0MHz

fH (MHz)=1909.8MHz

Limit of SAR (W/kg): <1.6W/kg (1g Average)

Test case				Meas power(dBm)	Tune-up(dBm)	Scaling factor	Meas SAR(w/kg)		Report SAR(w/kg)	
Mode	Exposure condition	Position	Channel				First	Second	First	Second
GPRS/EDGE GMSK 4Slots	Head	Left Cheek	L	26.72	27.00	1.07	---	---	---	---
			M	26.35	27.00	1.16	0.252	---	0.292	---
			H	26.60	27.00	1.10	---	---	---	---
		Left tilt	L	26.72	27.00	1.07	---	---	---	---
			M	26.35	27.00	1.16	0.243	---	0.282	---
			H	26.60	27.00	1.10	---	---	---	---
		Right Cheek	L	26.72	27.00	1.07	---	---	---	---
			M	26.35	27.00	1.16	0.554	---	0.643	---
			H	26.60	27.00	1.10	---	---	---	---
		Right tilt	L	26.72	27.00	1.07	---	---	---	---
			M	26.35	27.00	1.16	0.275	---	0.319	---
			H	26.60	27.00	1.10	---	---	---	---
GPRS/EDGE GMSK 4Slots	Body-worn	Back	L	26.72	27.00	1.07	---	---	---	---
			M	26.35	27.00	1.16	0.704	---	0.817	---
			H	26.60	27.00	1.10	---	---	---	---
		Front	L	26.72	27.00	1.07	---	---	---	---
			M	26.35	27.00	1.16	0.481	---	0.558	---
			H	26.60	27.00	1.10	---	---	---	---
	Hotspot	Back	L	26.72	27.00	1.07	---	---	---	---
			M	26.35	27.00	1.16	0.704	---	0.817	---
			H	26.60	27.00	1.10	---	---	---	---
		Front	L	26.72	27.00	1.07	---	---	---	---
			M	26.35	27.00	1.16	0.481	---	0.558	---
			H	26.60	27.00	1.10	---	---	---	---
		Top	L	26.72	27.00	1.07	---	---	---	---
			M	26.35	27.00	1.16	---	---	---	---
			H	26.60	27.00	1.10	---	---	---	---
		Bottom	L	26.72	27.00	1.07	---	---	---	---
			M	26.35	27.00	1.16	0.328	---	0.380	---
			H	26.60	27.00	1.10	---	---	---	---
Left	L	26.72	27.00	1.07	---	---	---	---		
	M	26.35	27.00	1.16	0.267	---	0.310	---		
	H	26.60	27.00	1.10	---	---	---	---		
Right	L	26.72	27.00	1.07	---	---	---	---		
	M	26.35	27.00	1.16	0.435	---	0.505	---		
	H	26.60	27.00	1.10	---	---	---	---		

Mode: WCDMA BAND II

fL (MHz)= 1852.4MHz fM (MHz)= 1880.0MHz fH (MHz)= 1907.6MHz

Limit of SAR (W/kg): <1.6W/kg (1g Average)

Test case				Meas power(dBm)	Tune-up(dBm)	Scaling factor	Meas SAR(w/kg)		Report SAR(w/kg)		
Mode	Exposure condition	Position	Channel				First	Second	First	Second	
RMC	Head	Left Cheek	L	23.70	24.00	1.07	---	---	---	---	
			M	23.32	24.00	1.17	0.249	---	0.291	---	
			H	23.35	24.00	1.16	---	---	---	---	
		Left tilt	L	23.70	24.00	1.07	---	---	---	---	
			M	23.32	24.00	1.17	0.229	---	0.268	---	
			H	23.35	24.00	1.16	---	---	---	---	
		Right Cheek	L	23.70	24.00	1.07	---	---	---	---	
			M	23.32	24.00	1.17	0.537	---	0.628	---	
			H	23.35	24.00	1.16	---	---	---	---	
		Right tilt	L	23.70	24.00	1.07	---	---	---	---	
			M	23.32	24.00	1.17	0.270	---	0.316	---	
			H	23.35	24.00	1.16	---	---	---	---	
		Body-worn	Back	L	23.70	24.00	1.07	---	---	---	---
				M	23.32	24.00	1.17	0.645	---	0.755	---
				H	23.35	24.00	1.16	---	---	---	---
			Front	L	23.70	24.00	1.07	---	---	---	---
				M	23.32	24.00	1.17	0.432	---	0.505	---
				H	23.35	24.00	1.16	---	---	---	---
	Hotspot	Back	L	23.70	24.00	1.07	---	---	---	---	
			M	23.32	24.00	1.17	0.645	---	0.755	---	
			H	23.35	24.00	1.16	---	---	---	---	
			Front	L	23.70	24.00	1.07	---	---	---	---
				M	23.32	24.00	1.17	0.432	---	0.505	---
				H	23.35	24.00	1.16	---	---	---	---
		Top	L	23.70	24.00	1.07	---	---	---	---	
			M	23.32	24.00	1.17	---	---	---	---	
			H	23.35	24.00	1.16	---	---	---	---	
		Bottom	L	23.70	24.00	1.07	---	---	---	---	
			M	23.32	24.00	1.17	0.337	---	0.394	---	
			H	23.35	24.00	1.16	---	---	---	---	
		Left	L	23.70	24.00	1.07	---	---	---	---	
			M	23.32	24.00	1.17	0.236	---	0.276	---	
			H	23.35	24.00	1.16	---	---	---	---	
		Right	L	23.70	24.00	1.07	---	---	---	---	
			M	23.32	24.00	1.17	0.401	---	0.469	---	
			H	23.35	24.00	1.16	---	---	---	---	

Mode: WCDMA BAND IV

fL (MHz)=1712.4MHz fM (MHz)=1732.4MHz fH (MHz)= 1752.6MHz

Limit of SAR (W/kg): <1.6W/kg (1g Average)

Test case				Meas power(dBm)	Tune-up(dBm)	Scaling factor	Meas SAR(w/kg)		Report SAR(w/kg)		
Mode	Exposure condition	Position	Channel				First	Second	First	Second	
RMC	Head	Left Cheek	L	23.99	24.00	1.00	---	---	---	---	
			M	23.43	24.00	1.14	0.189	---	0.215	---	
			H	22.76	24.00	1.33	---	---	---	---	
		Left tilt	L	23.99	24.00	1.00	---	---	---	---	
			M	23.43	24.00	1.14	0.137	---	0.156	---	
			H	22.76	24.00	1.33	---	---	---	---	
		Right Cheek	L	23.99	24.00	1.00	---	---	---	---	
			M	23.43	24.00	1.14	0.324	---	0.369	---	
			H	22.76	24.00	1.33	---	---	---	---	
		Right tilt	L	23.99	24.00	1.00	---	---	---	---	
			M	23.43	24.00	1.14	0.168	---	0.192	---	
			H	22.76	24.00	1.33	---	---	---	---	
	Body-worn	Back	L	23.99	24.00	1.00	---	---	---	---	
			M	23.43	24.00	1.14	0.622	---	0.709	---	
			H	22.76	24.00	1.33	---	---	---	---	
		Front	L	23.99	24.00	1.00	---	---	---	---	
			M	23.43	24.00	1.14	0.582	---	0.663	---	
			H	22.76	24.00	1.33	---	---	---	---	
	Hotspot	Back	L	23.99	24.00	1.00	---	---	---	---	
			M	23.43	24.00	1.14	0.622	---	0.709	---	
			H	22.76	24.00	1.33	---	---	---	---	
			Front	L	23.99	24.00	1.00	---	---	---	---
				M	23.43	24.00	1.14	0.582	---	0.663	---
				H	22.76	24.00	1.33	---	---	---	---
		Top	L	23.99	24.00	1.00	---	---	---	---	
			M	23.43	24.00	1.14	---	---	---	---	
			H	22.76	24.00	1.33	---	---	---	---	
		Bottom	L	23.99	24.00	1.00	---	---	---	---	
			M	23.43	24.00	1.14	0.426	---	0.486	---	
			H	22.76	24.00	1.33	---	---	---	---	
		Left	L	23.99	24.00	1.00	---	---	---	---	
			M	23.43	24.00	1.14	0.197	---	0.225	---	
			H	22.76	24.00	1.33	---	---	---	---	
		Right	L	23.99	24.00	1.00	---	---	---	---	
			M	23.43	24.00	1.14	0.147	---	0.168	---	
			H	22.76	24.00	1.33	---	---	---	---	

Mode: WCDMA BAND V

fL (MHz)=826.4MHz

fM (MHz)=836.4MHz

fH (MHz)= 846.6MHz

Limit of SAR (W/kg): <1.6W/kg (1g Average)

Test case				Meas power(dBm)	Tune-up(dBm)	Scaling factor	Meas SAR(w/kg)		Report SAR(w/kg)		
Mode	Exposure condition	Position	Channel				First	Second	First	Second	
RMC	Head	Left Cheek	L	23.52	24.00	1.12	---	---	---	---	
			M	23.44	24.00	1.14	0.494	---	0.563	---	
			H	23.38	24.00	1.15	---	---	---	---	
		Left tilt	L	23.52	24.00	1.12	---	---	---	---	
			M	23.44	24.00	1.14	0.446	---	0.508	---	
			H	23.38	24.00	1.15	---	---	---	---	
		Right Cheek	L	23.52	24.00	1.12	---	---	---	---	
			M	23.44	24.00	1.14	0.586	---	0.668	---	
			H	23.38	24.00	1.15	---	---	---	---	
		Right tilt	L	23.52	24.00	1.12	---	---	---	---	
			M	23.44	24.00	1.14	0.511	---	0.583	---	
			H	23.38	24.00	1.15	---	---	---	---	
		Body-worn	Back	L	23.52	24.00	1.12	---	---	---	---
				M	23.44	24.00	1.14	0.328	---	0.374	---
				H	23.38	24.00	1.15	---	---	---	---
			Front	L	23.52	24.00	1.12	---	---	---	---
				M	23.44	24.00	1.14	0.269	---	0.307	---
				H	23.38	24.00	1.15	---	---	---	---
		Hotspot	Back	L	23.52	24.00	1.12	---	---	---	---
				M	23.44	24.00	1.14	0.328	---	0.374	---
				H	23.38	24.00	1.15	---	---	---	---
			Front	L	23.52	24.00	1.12	---	---	---	---
				M	23.44	24.00	1.14	0.269	---	0.307	---
				H	23.38	24.00	1.15	---	---	---	---
	Top		L	23.52	24.00	1.12	---	---	---	---	
			M	23.44	24.00	1.14	0.254	---	0.290	---	
			H	23.38	24.00	1.15	---	---	---	---	
	Bottom		L	23.52	24.00	1.12	---	---	---	---	
			M	23.44	24.00	1.14	---	---	---	---	
			H	23.38	24.00	1.15	---	---	---	---	
	Left		L	23.52	24.00	1.12	---	---	---	---	
			M	23.44	24.00	1.14	0.208	---	0.237	---	
			H	23.38	24.00	1.15	---	---	---	---	
	Right		L	23.52	24.00	1.12	---	---	---	---	
			M	23.44	24.00	1.14	---	---	---	---	
			H	23.38	24.00	1.15	---	---	---	---	

Mode: LTE Band 2

fL (MHz)= 1860MHz

fM (MHz)= 1880MHz

fH (MHz)= 1900MHz

Limit of SAR (W/kg): <1.6W/kg (1g Average)

Test case				Meas power(dBm)	Tune-up(dBm)	Scaling factor	Meas SAR(w/kg)		Report SAR(w/kg)	
Mode	Exposure condition	Position	Channel				First	Second	First	Second
QPSK 1RB	Head	Left Cheek	L	24.02	24.50	1.12	---	---	---	---
			M	23.96	24.50	1.13	0.246	---	0.278	---
			H	23.65	24.50	1.22	---	---	---	---
		Left tilt	L	24.02	24.50	1.12	---	---	---	---
			M	23.96	24.50	1.13	0.203	---	0.229	---
			H	23.65	24.50	1.22	---	---	---	---
		Right Cheek	L	24.02	24.50	1.12	---	---	---	---
			M	23.96	24.50	1.13	0.471	---	0.532	---
			H	23.65	24.50	1.22	---	---	---	---
		Right tilt	L	24.02	24.50	1.12	---	---	---	---
			M	23.96	24.50	1.13	0.265	---	0.299	---
			H	23.65	24.50	1.22	---	---	---	---
	Body-worn	Back	L	24.02	24.50	1.12	---	---	---	---
			M	23.96	24.50	1.13	0.605	---	0.684	---
			H	23.65	24.50	1.22	---	---	---	---
		Front	L	24.02	24.50	1.12	---	---	---	---
			M	23.96	24.50	1.13	0.486	---	0.549	---
			H	23.65	24.50	1.22	---	---	---	---
	Hotspot	Back	L	24.02	24.50	1.12	---	---	---	---
			M	23.96	24.50	1.13	0.605	---	0.684	---
			H	23.65	24.50	1.22	---	---	---	---
		Front	L	24.02	24.50	1.12	---	---	---	---
			M	23.96	24.50	1.13	0.486	---	0.549	---
			H	23.65	24.50	1.22	---	---	---	---
		Top	L	24.02	24.50	1.12	---	---	---	---
			M	23.96	24.50	1.13	---	---	---	---
			H	23.65	24.50	1.22	---	---	---	---
		Bottom	L	24.02	24.50	1.12	---	---	---	---
			M	23.96	24.50	1.13	0.338	---	0.382	---
			H	23.65	24.50	1.22	---	---	---	---
		Left	L	24.02	24.50	1.12	---	---	---	---
			M	23.96	24.50	1.13	0.259	---	0.293	---
			H	23.65	24.50	1.22	---	---	---	---
		Right	L	24.02	24.50	1.12	---	---	---	---
			M	23.96	24.50	1.13	0.363	---	0.410	---
			H	23.65	24.50	1.22	---	---	---	---
QPSK 50%RB	Head	Left Cheek	L	22.84	23.00	1.04	---	---	---	---
			M	22.63	23.00	1.09	0.235	---	0.256	---
			H	22.84	23.00	1.04	---	---	---	---
		Left tilt	L	22.84	23.00	1.04	---	---	---	---

			M	22.63	23.00	1.09	0.190	---	0.207	---
			H	22.84	23.00	1.04	---	---	---	---
			L	22.84	23.00	1.04	---	---	---	---
		Right Cheek	M	22.63	23.00	1.09	0.455	---	0.496	---
			H	22.84	23.00	1.04	---	---	---	---
			L	22.84	23.00	1.04	---	---	---	---
	Right tilt	M	22.63	23.00	1.09	0.251	---	0.274	---	
		H	22.84	23.00	1.04	---	---	---	---	
		L	22.84	23.00	1.04	---	---	---	---	
	Body-worn	Back	L	22.84	23.00	1.04	---	---	---	---
			M	22.63	23.00	1.09	0.537	---	0.585	---
			H	22.84	23.00	1.04	---	---	---	---
		Front	L	22.84	23.00	1.04	---	---	---	---
			M	22.63	23.00	1.09	0.426	---	0.464	---
			H	22.84	23.00	1.04	---	---	---	---
	Hotspot	Back	L	22.84	23.00	1.04	---	---	---	---
			M	22.63	23.00	1.09	0.537	---	0.585	---
			H	22.84	23.00	1.04	---	---	---	---
		Front	L	22.84	23.00	1.04	---	---	---	---
			M	22.63	23.00	1.09	0.426	---	0.464	---
			H	22.84	23.00	1.04	---	---	---	---
		Top	L	22.84	23.00	1.04	---	---	---	---
			M	22.63	23.00	1.09	---	---	---	---
			H	22.84	23.00	1.04	---	---	---	---
		Bottom	L	22.84	23.00	1.04	---	---	---	---
			M	22.63	23.00	1.09	0.318	---	0.347	---
			H	22.84	23.00	1.04	---	---	---	---
Left		L	22.84	23.00	1.04	---	---	---	---	
		M	22.63	23.00	1.09	0.209	---	0.228	---	
		H	22.84	23.00	1.04	---	---	---	---	
Right		L	22.84	23.00	1.04	---	---	---	---	
		M	22.63	23.00	1.09	0.331	---	0.361	---	
		H	22.84	23.00	1.04	---	---	---	---	

Mode: LTE Band 4

fL (MHz)= 1720MHz

fM (MHz)= 1732.5MHz

fH (MHz)= 1745MHz

Limit of SAR (W/kg): <1.6W/kg (1g Average)

Test case				Meas power(dBm)	Tune-up(dBm)	Scaling factor	Meas SAR(w/kg)		Report SAR(w/kg)	
Mode	Exposure condition	Position	Channel				First	Second	First	Second
QPSK 1RB	Head	Left Cheek	L	23.79	24.50	1.18	---	---	---	---
			M	23.76	24.50	1.19	0.171	---	0.203	---
			H	24.04	24.50	1.11	---	---	---	---
		Left tilt	L	23.79	24.50	1.18	---	---	---	---
			M	23.76	24.50	1.19	0.122	---	0.145	---
			H	24.04	24.50	1.11	---	---	---	---
		Right Cheek	L	23.79	24.50	1.18	---	---	---	---
			M	23.76	24.50	1.19	0.267	---	0.318	---
			H	24.04	24.50	1.11	---	---	---	---
		Right tilt	L	23.79	24.50	1.18	---	---	---	---
			M	23.76	24.50	1.19	0.135	---	0.161	---
			H	24.04	24.50	1.11	---	---	---	---
	Body-worn	Back	L	23.79	24.50	1.18	---	---	---	---
			M	23.76	24.50	1.19	0.539	---	0.641	---
			H	24.04	24.50	1.11	---	---	---	---
		Front	L	23.79	24.50	1.18	---	---	---	---
			M	23.76	24.50	1.19	0.495	---	0.589	---
			H	24.04	24.50	1.11	---	---	---	---
	Hotspot	Back	L	23.79	24.50	1.18	---	---	---	---
			M	23.76	24.50	1.19	0.539	---	0.641	---
			H	24.04	24.50	1.11	---	---	---	---
		Front	L	23.79	24.50	1.18	---	---	---	---
			M	23.76	24.50	1.19	0.495	---	0.589	---
			H	24.04	24.50	1.11	---	---	---	---
		Top	L	23.79	24.50	1.18	---	---	---	---
			M	23.76	24.50	1.19	---	---	---	---
			H	24.04	24.50	1.11	---	---	---	---
		Bottom	L	23.79	24.50	1.18	---	---	---	---
			M	23.76	24.50	1.19	0.441	---	0.525	---
			H	24.04	24.50	1.11	---	---	---	---
		Left	L	23.79	24.50	1.18	---	---	---	---
			M	23.76	24.50	1.19	0.223	---	0.265	---
			H	24.04	24.50	1.11	---	---	---	---
		Right	L	23.79	24.50	1.18	---	---	---	---
			M	23.76	24.50	1.19	0.168	---	0.200	---
			H	24.04	24.50	1.11	---	---	---	---
QPSK 50%RB	Head	Left Cheek	L	22.69	23.00	1.07	---	---	---	---
			M	22.64	23.00	1.09	0.151	---	0.165	---
			H	22.95	23.00	1.01	---	---	---	---

	Body-worn	Left tilt	L	22.69	23.00	1.07	---	---	---	---
			M	22.64	23.00	1.09	0.102	---	0.111	---
			H	22.95	23.00	1.01	---	---	---	---
		Right Cheek	L	22.69	23.00	1.07	---	---	---	---
			M	22.64	23.00	1.09	0.213	---	0.232	---
			H	22.95	23.00	1.01	---	---	---	---
		Right tilt	L	22.69	23.00	1.07	---	---	---	---
			M	22.64	23.00	1.09	0.115	---	0.125	---
			H	22.95	23.00	1.01	---	---	---	---
	Body-worn	Back	L	22.69	23.00	1.07	---	---	---	---
			M	22.64	23.00	1.09	0.501	---	0.546	---
			H	22.95	23.00	1.01	---	---	---	---
		Front	L	22.69	23.00	1.07	---	---	---	---
			M	22.64	23.00	1.09	0.457	---	0.498	---
			H	22.95	23.00	1.01	---	---	---	---
	Hotspot	Back	L	22.69	23.00	1.07	---	---	---	---
			M	22.64	23.00	1.09	0.501	---	0.546	---
			H	22.95	23.00	1.01	---	---	---	---
		Front	L	22.69	23.00	1.07	---	---	---	---
			M	22.64	23.00	1.09	0.457	---	0.498	---
			H	22.95	23.00	1.01	---	---	---	---
		Top	L	22.69	23.00	1.07	---	---	---	---
			M	22.64	23.00	1.09	---	---	---	---
			H	22.95	23.00	1.01	---	---	---	---
		Bottom	L	22.69	23.00	1.07	---	---	---	---
			M	22.64	23.00	1.09	0.421	---	0.459	---
			H	22.95	23.00	1.01	---	---	---	---
Left		L	22.69	23.00	1.07	---	---	---	---	
		M	22.64	23.00	1.09	0.193	---	0.210	---	
		H	22.95	23.00	1.01	---	---	---	---	
Right		L	22.69	23.00	1.07	---	---	---	---	
		M	22.64	23.00	1.09	0.138	---	0.150	---	
		H	22.95	23.00	1.01	---	---	---	---	

Mode: LTE Band 5

fL (MHz)=829 MHz

fM (MHz)=836.5MHz

fH (MHz)= 844MHz

Limit of SAR (W/kg) : <1.6W/kg (1g Average)

Test case				Meas power(dBm)	Tune-up(dBm)	Scaling factor	Meas SAR(w/kg)		Report SAR(w/kg)			
Mode	Exposure condition	Position	Channel				First	Second	First	Second		
QPSK 1RB	Head	Left Cheek	L	23.66	24.00	1.08	---	---	---	---		
			M	23.52	24.00	1.12	0.591	---	0.662	---		
			H	23.72	24.00	1.07	---	---	---	---		
		Left tilt	L	23.66	24.00	1.08	---	---	---	---		
			M	23.52	24.00	1.12	0.502	---	0.562	---		
			H	23.72	24.00	1.07	---	---	---	---		
		Right Cheek	L	23.66	24.00	1.08	---	---	---	---		
			M	23.52	24.00	1.12	0.623	---	0.698	---		
			H	23.72	24.00	1.07	---	---	---	---		
		Right tilt	L	23.66	24.00	1.08	---	---	---	---		
			M	23.52	24.00	1.12	0.569	---	0.637	---		
			H	23.72	24.00	1.07	---	---	---	---		
		Body-worn	Back	L	23.66	24.00	1.08	---	---	---	---	
				M	23.52	24.00	1.12	0.265	---	0.297	---	
				H	23.72	24.00	1.07	---	---	---	---	
			Front	L	23.66	24.00	1.08	---	---	---	---	
				M	23.52	24.00	1.12	0.218	---	0.244	---	
				H	23.72	24.00	1.07	---	---	---	---	
		Hotspot	Back	L	23.66	24.00	1.08	---	---	---	---	
				M	23.52	24.00	1.12	0.265	---	0.297	---	
				H	23.72	24.00	1.07	---	---	---	---	
				Front	L	23.66	24.00	1.08	---	---	---	---
					M	23.52	24.00	1.12	0.218	---	0.244	---
					H	23.72	24.00	1.07	---	---	---	---
	Top		L	23.66	24.00	1.08	---	---	---	---		
			M	23.52	24.00	1.12	0.232	---	0.260	---		
			H	23.72	24.00	1.07	---	---	---	---		
	Bottom		L	23.66	24.00	1.08	---	---	---	---		
			M	23.52	24.00	1.12	---	---	---	---		
			H	23.72	24.00	1.07	---	---	---	---		
	Left		L	23.66	24.00	1.08	---	---	---	---		
			M	23.52	24.00	1.12	0.158	---	0.177	---		
			H	23.72	24.00	1.07	---	---	---	---		
	Right		L	23.66	24.00	1.08	---	---	---	---		
			M	23.52	24.00	1.12	---	---	---	---		
			H	23.72	24.00	1.07	---	---	---	---		
	QPSK 50%RB		Head	Left Cheek	L	22.88	23.00	1.03	---	---	---	---
					M	22.88	23.00	1.03	0.550	---	0.567	---
					H	22.78	23.00	1.05	---	---	---	---
				Left tilt	L	22.88	23.00	1.03	---	---	---	---

			M	22.88	23.00	1.03	0.452	---	0.466	---
			H	22.78	23.00	1.05	---	---	---	---
			L	22.88	23.00	1.03	---	---	---	---
		Right Cheek	M	22.88	23.00	1.03	0.583	---	0.600	---
			H	22.78	23.00	1.05	---	---	---	---
			L	22.88	23.00	1.03	---	---	---	---
		Right tilt	M	22.88	23.00	1.03	0.529	---	0.545	---
			H	22.78	23.00	1.05	---	---	---	---
			L	22.88	23.00	1.03	---	---	---	---
	Body-worn	Back	L	22.88	23.00	1.03	---	---	---	---
			M	22.88	23.00	1.03	0.215	---	0.221	---
			H	22.78	23.00	1.05	---	---	---	---
		Front	L	22.88	23.00	1.03	---	---	---	---
			M	22.88	23.00	1.03	0.182	---	0.187	---
			H	22.78	23.00	1.05	---	---	---	---
	Hotspot	Back	L	22.88	23.00	1.03	---	---	---	---
			M	22.88	23.00	1.03	0.215	---	0.221	---
			H	22.78	23.00	1.05	---	---	---	---
		Front	L	22.88	23.00	1.03	---	---	---	---
			M	22.88	23.00	1.03	0.182	---	0.187	---
			H	22.78	23.00	1.05	---	---	---	---
		Top	L	22.88	23.00	1.03	---	---	---	---
			M	22.88	23.00	1.03	0.202	---	---	---
			H	22.78	23.00	1.05	---	---	---	---
		Bottom	L	22.88	23.00	1.03	---	---	---	---
			M	22.88	23.00	1.03	---	---	---	---
			H	22.78	23.00	1.05	---	---	---	---
Left		L	22.88	23.00	1.03	---	---	---	---	
		M	22.88	23.00	1.03	0.118	---	0.122	---	
		H	22.78	23.00	1.05	---	---	---	---	
Right		L	22.88	23.00	1.03	---	---	---	---	
		M	22.88	23.00	1.03	---	---	---	---	
		H	22.78	23.00	1.05	---	---	---	---	

Mode: LTE Band 12

fL (MHz)=704 MHz

fM (MHz)=707.5MHz

fH (MHz)= 711MHz

Limit of SAR (W/kg): <1.6W/kg (1g Average)

Test case				Meas power(dBm)	Tune-up(dBm)	Scaling factor	Meas SAR(w/kg)		Report SAR(w/kg)			
Mode	Exposure condition	Position	Channel				First	Second	First	Second		
QPSK 1RB	Head	Left Cheek	L	23.63	24.50	1.22	---	---	---	---		
			M	23.66	24.50	1.21	0.511	---	0.618	---		
			H	24.02	24.50	1.12	---	---	---	---		
		Left tilt	L	23.63	24.50	1.22	---	---	---	---		
			M	23.66	24.50	1.21	0.399	---	0.483	---		
			H	24.02	24.50	1.12	---	---	---	---		
		Right Cheek	L	23.63	24.50	1.22	---	---	---	---		
			M	23.66	24.50	1.21	0.594	---	0.719	---		
			H	24.02	24.50	1.12	---	---	---	---		
		Right tilt	L	23.63	24.50	1.22	---	---	---	---		
			M	23.66	24.50	1.21	0.503	---	0.609	---		
			H	24.02	24.50	1.12	---	---	---	---		
		Body-worn	Back	L	23.63	24.50	1.22	---	---	---	---	
				M	23.66	24.50	1.21	0.248	---	0.300	---	
				H	24.02	24.50	1.12	---	---	---	---	
			Front	L	23.63	24.50	1.22	---	---	---	---	
				M	23.66	24.50	1.21	0.229	---	0.277	---	
				H	24.02	24.50	1.12	---	---	---	---	
		Hotspot	Back	L	23.63	24.50	1.22	---	---	---	---	
				M	23.66	24.50	1.21	0.248	---	0.300	---	
				H	24.02	24.50	1.12	---	---	---	---	
				Front	L	23.63	24.50	1.22	---	---	---	---
					M	23.66	24.50	1.21	0.229	---	0.277	---
					H	24.02	24.50	1.12	---	---	---	---
	Top		L	23.63	24.50	1.22	---	---	---	---		
			M	23.66	24.50	1.21	0.154	---	0.186	---		
			H	24.02	24.50	1.12	---	---	---	---		
	Bottom		L	23.63	24.50	1.22	---	---	---	---		
			M	23.66	24.50	1.21	---	---	---	---		
			H	24.02	24.50	1.12	---	---	---	---		
	Left		L	23.63	24.50	1.22	---	---	---	---		
			M	23.66	24.50	1.21	0.245	---	0.296	---		
			H	24.02	24.50	1.12	---	---	---	---		
	Right		L	23.63	24.50	1.22	---	---	---	---		
			M	23.66	24.50	1.21	---	---	---	---		
			H	24.02	24.50	1.12	---	---	---	---		
	QPSK 50%RB		Head	Left Cheek	L	22.80	23.00	1.05	---	---	---	---
					M	22.79	23.00	1.05	0.471	---	0.495	---
					H	22.87	23.00	1.03	---	---	---	---
			Left tilt	L	22.80	23.00	1.05	---	---	---	---	

			M	22.79	23.00	1.05	0.335	---	0.352	---
			H	22.87	23.00	1.03	---	---	---	---
			L	22.80	23.00	1.05	---	---	---	---
		Right Cheek	M	22.79	23.00	1.05	0.556	---	0.584	---
			H	22.87	23.00	1.03	---	---	---	---
			L	22.80	23.00	1.05	---	---	---	---
		Right tit	M	22.79	23.00	1.05	0.463	---	0.486	---
			H	22.87	23.00	1.03	---	---	---	---
			L	22.80	23.00	1.05	---	---	---	---
	Body-worn	Back	L	22.80	23.00	1.05	---	---	---	---
			M	22.79	23.00	1.05	0.212	---	0.223	---
			H	22.87	23.00	1.03	---	---	---	---
		Front	L	22.80	23.00	1.05	---	---	---	---
			M	22.79	23.00	1.05	0.183	---	0.192	---
			H	22.87	23.00	1.03	---	---	---	---
	Hotspot	Back	L	22.80	23.00	1.05	---	---	---	---
			M	22.79	23.00	1.05	0.212	---	0.223	---
			H	22.87	23.00	1.03	---	---	---	---
		Front	L	22.80	23.00	1.05	---	---	---	---
			M	22.79	23.00	1.05	0.183	---	0.192	---
			H	22.87	23.00	1.03	---	---	---	---
		Top	L	22.80	23.00	1.05	---	---	---	---
			M	22.79	23.00	1.05	0.115	---	---	---
			H	22.87	23.00	1.03	---	---	---	---
		Bottom	L	22.80	23.00	1.05	---	---	---	---
			M	22.79	23.00	1.05	---	---	---	---
			H	22.87	23.00	1.03	---	---	---	---
		Left	L	22.80	23.00	1.05	---	---	---	---
			M	22.79	23.00	1.05	0.192	---	0.202	---
			H	22.87	23.00	1.03	---	---	---	---
Right		L	22.80	23.00	1.05	---	---	---	---	
		M	22.79	23.00	1.05	---	---	---	---	
		H	22.87	23.00	1.03	---	---	---	---	

Mode: LTE Band 13

fL (MHz)=782 MHz fM (MHz)=782 MHz fH (MHz)= 782 MHz

Limit of SAR (W/kg): <1.6W/kg (1g Average)

Test case				Meas power(dBm)	Tune-up(dBm)	Scaling factor	Meas SAR(w/kg)		Report SAR(w/kg)	
Mode	Exposure condition	Position	Channel				First	Second	First	Second
QPSK 1RB	Head	Left Cheek	L	24.04	24.50	1.11	---	---	---	---
			M	23.25	24.50	1.33	0.188	---	0.250	---
			H	21.93	24.50	1.81	---	---	---	---
		Left tilt	L	24.04	24.50	1.11	---	---	---	---
			M	23.25	24.50	1.33	0.156	---	0.207	---
			H	21.93	24.50	1.81	---	---	---	---
		Right Cheek	L	24.04	24.50	1.11	---	---	---	---
			M	23.25	24.50	1.33	0.204	---	0.271	---
			H	21.93	24.50	1.81	---	---	---	---
		Right tilt	L	24.04	24.50	1.11	---	---	---	---
			M	23.25	24.50	1.33	0.188	---	0.250	---
			H	21.93	24.50	1.81	---	---	---	---
	Body-worn	Back	L	24.04	24.50	1.11	---	---	---	---
			M	23.25	24.50	1.33	0.082	---	0.109	---
			H	21.93	24.50	1.81	---	---	---	---
		Front	L	24.04	24.50	1.11	---	---	---	---
			M	23.25	24.50	1.33	0.056	---	0.074	---
			H	21.93	24.50	1.81	---	---	---	---
	Hotspot	Back	L	24.04	24.50	1.11	---	---	---	---
			M	23.25	24.50	1.33	0.082	---	0.109	---
			H	21.93	24.50	1.81	---	---	---	---
		Front	L	24.04	24.50	1.11	---	---	---	---
			M	23.25	24.50	1.33	0.056	---	0.074	---
			H	21.93	24.50	1.81	---	---	---	---
		Top	L	24.04	24.50	1.11	---	---	---	---
			M	23.25	24.50	1.33	0.051	---	0.068	---
			H	21.93	24.50	1.81	---	---	---	---
		Bottom	L	24.04	24.50	1.11	---	---	---	---
			M	23.25	24.50	1.33	---	---	---	---
			H	21.93	24.50	1.81	---	---	---	---
		Left	L	24.04	24.50	1.11	---	---	---	---
			M	23.25	24.50	1.33	0.046	---	0.061	---
			H	21.93	24.50	1.81	---	---	---	---
		Right	L	24.04	24.50	1.11	---	---	---	---
			M	23.25	24.50	1.33	---	---	---	---
			H	21.93	24.50	1.81	---	---	---	---
QPSK 50%RB	Head	Left Cheek	L	23.12	23.50	1.09	---	---	---	---
			M	21.98	23.50	1.42	0.123	---	0.175	---
			H	21.93	23.50	1.44	---	---	---	---
		Left tilt	L	23.12	23.50	1.09	---	---	---	---

			M	21.98	23.50	1.42	0.113	---	0.160	---
			H	21.93	23.50	1.44	---	---	---	---
			L	23.12	23.50	1.09	---	---	---	---
		Right Cheek	M	21.98	23.50	1.42	0.153	---	0.217	---
			H	21.93	23.50	1.44	---	---	---	---
			L	23.12	23.50	1.09	---	---	---	---
	Right tit	M	21.98	23.50	1.42	0.155	---	0.220	---	
		H	21.93	23.50	1.44	---	---	---	---	
		L	23.12	23.50	1.09	---	---	---	---	
	Body-worn	Back	L	23.12	23.50	1.09	---	---	---	---
			M	21.98	23.50	1.42	0.056	---	0.080	---
			H	21.93	23.50	1.44	---	---	---	---
		Front	L	23.12	23.50	1.09	---	---	---	---
			M	21.98	23.50	1.42	0.028	---	0.040	---
			H	21.93	23.50	1.44	---	---	---	---
	Hotspot	Back	L	23.12	23.50	1.09	---	---	---	---
			M	21.98	23.50	1.42	0.056	---	0.080	---
			H	21.93	23.50	1.44	---	---	---	---
		Front	L	23.12	23.50	1.09	---	---	---	---
			M	21.98	23.50	1.42	0.028	---	0.040	---
			H	21.93	23.50	1.44	---	---	---	---
		Top	L	23.12	23.50	1.09	---	---	---	---
			M	21.98	23.50	1.42	0.031	---	---	---
			H	21.93	23.50	1.44	---	---	---	---
		Bottom	L	23.12	23.50	1.09	---	---	---	---
			M	21.98	23.50	1.42	---	---	---	---
			H	21.93	23.50	1.44	---	---	---	---
		Left	L	23.12	23.50	1.09	---	---	---	---
			M	21.98	23.50	1.42	0.026	---	0.037	---
			H	21.93	23.50	1.44	---	---	---	---
Right		L	23.12	23.50	1.09	---	---	---	---	
		M	21.98	23.50	1.42	---	---	---	---	
		H	21.93	23.50	1.44	---	---	---	---	

Mode: LTE Band 25

fL (MHz)=1860 MHz

fM (MHz)=1882.5MHz

fH (MHz)= 1905MHz

Limit of SAR (W/kg): <1.6W/kg (1g Average)

Test case				Meas power(dBm)	Tune-up(dBm)	Scaling factor	Meas SAR(w/kg)		Report SAR(w/kg)	
Mode	Exposure condition	Position	Channel				First	Second	First	Second
QPSK 1RB	Head	Left Cheek	L	23.81	24.50	1.17	---	---	---	---
			M	24.05	24.50	1.11	0.276	---	0.306	---
			H	24.08	24.50	1.10	---	---	---	---
		Left tilt	L	23.81	24.50	1.17	---	---	---	---
			M	24.05	24.50	1.11	0.241	---	0.268	---
			H	24.08	24.50	1.10	---	---	---	---
		Right Cheek	L	23.81	24.50	1.17	---	---	---	---
			M	24.05	24.50	1.11	0.575	---	0.638	---
			H	24.08	24.50	1.10	---	---	---	---
		Right tilt	L	23.81	24.50	1.17	---	---	---	---
			M	24.05	24.50	1.11	0.282	---	0.313	---
			H	24.08	24.50	1.10	---	---	---	---
	Body-worn	Back	L	23.81	24.50	1.17	---	---	---	---
			M	24.05	24.50	1.11	0.632	---	0.702	---
			H	24.08	24.50	1.10	---	---	---	---
		Front	L	23.81	24.50	1.17	---	---	---	---
			M	24.05	24.50	1.11	0.486	---	0.539	---
			H	24.08	24.50	1.10	---	---	---	---
	Hotspot	Back	L	23.81	24.50	1.17	---	---	---	---
			M	24.05	24.50	1.11	0.632	---	0.702	---
			H	24.08	24.50	1.10	---	---	---	---
		Front	L	23.81	24.50	1.17	---	---	---	---
			M	24.05	24.50	1.11	0.486	---	0.539	---
			H	24.08	24.50	1.10	---	---	---	---
		Top	L	23.81	24.50	1.17	---	---	---	---
			M	24.05	24.50	1.11	---	---	---	---
			H	24.08	24.50	1.10	---	---	---	---
		Bottom	L	23.81	24.50	1.17	---	---	---	---
			M	24.05	24.50	1.11	0.346	---	0.384	---
			H	24.08	24.50	1.10	---	---	---	---
		Left	L	23.81	24.50	1.17	---	---	---	---
			M	24.05	24.50	1.11	0.269	---	0.299	---
			H	24.08	24.50	1.10	---	---	---	---
		Right	L	23.81	24.50	1.17	---	---	---	---
			M	24.05	24.50	1.11	0.411	---	0.456	---
			H	24.08	24.50	1.10	---	---	---	---
QPSK 50%RB	Head	Left Cheek	L	23.04	23.50	1.11	---	---	---	---
			M	22.91	23.50	1.15	0.256	---	0.294	---
			H	23.06	23.50	1.11	---	---	---	---
		Left tilt	L	23.04	23.50	1.11	---	---	---	---

			M	22.91	23.50	1.15	0.214	---	0.246	---
			H	23.06	23.50	1.11	---	---	---	---
			L	23.04	23.50	1.11	---	---	---	---
		Right Cheek	M	22.91	23.50	1.15	0.557	---	0.641	---
			H	23.06	23.50	1.11	---	---	---	---
			L	23.04	23.50	1.11	---	---	---	---
		Right tilt	M	22.91	23.50	1.15	0.267	---	0.307	---
			H	23.06	23.50	1.11	---	---	---	---
			L	23.04	23.50	1.11	---	---	---	---
	Body-worn	Back	L	23.04	23.50	1.11	---	---	---	---
			M	22.91	23.50	1.15	0.602	---	0.692	---
			H	23.06	23.50	1.11	---	---	---	---
		Front	L	23.04	23.50	1.11	---	---	---	---
			M	22.91	23.50	1.15	0.465	---	0.535	---
			H	23.06	23.50	1.11	---	---	---	---
	Hotspot	Back	L	23.04	23.50	1.11	---	---	---	---
			M	22.91	23.50	1.15	0.602	---	0.692	---
			H	23.06	23.50	1.11	---	---	---	---
		Front	L	23.04	23.50	1.11	---	---	---	---
			M	22.91	23.50	1.15	0.465	---	0.535	---
			H	23.06	23.50	1.11	---	---	---	---
		Top	L	23.04	23.50	1.11	---	---	---	---
			M	22.91	23.50	1.15	---	---	---	---
			H	23.06	23.50	1.11	---	---	---	---
		Bottom	L	23.04	23.50	1.11	---	---	---	---
			M	22.91	23.50	1.15	0.313	---	0.360	---
			H	23.06	23.50	1.11	---	---	---	---
Left		L	23.04	23.50	1.11	---	---	---	---	
		M	22.91	23.50	1.15	0.254	---	0.292	---	
		H	23.06	23.50	1.11	---	---	---	---	
Right		L	23.04	23.50	1.11	---	---	---	---	
		M	22.91	23.50	1.15	0.388	---	0.446	---	
		H	23.06	23.50	1.11	---	---	---	---	

Mode: LTE Band 26

fL (MHz)= 821.5 MHz

fM (MHz)= 831.5MHz

fH (MHz)= 841.5MHz

Limit of SAR (W/kg): <1.6W/kg (1g Average)

Test case				Meas power(dBm)	Tune-up(dBm)	Scaling factor	Meas SAR(w/kg)		Report SAR(w/kg)		
Mode	Exposure condition	Position	Channel				First	Second	First	Second	
QPSK 1RB	Head	Left Cheek	L	23.78	24.00	1.05	---	---	---	---	
			M	23.71	24.00	1.07	0.678	---	0.725	---	
			H	23.70	24.00	1.07	---	---	---	---	
		Left tilt	L	23.78	24.00	1.05	---	---	---	---	
			M	23.71	24.00	1.07	0.567	---	0.607	---	
			H	23.70	24.00	1.07	---	---	---	---	
		Right Cheek	L	23.78	24.00	1.05	---	---	---	---	
			M	23.71	24.00	1.07	0.722	---	0.773	---	
			H	23.70	24.00	1.07	---	---	---	---	
		Right tilt	L	23.78	24.00	1.05	---	---	---	---	
			M	23.71	24.00	1.07	0.649	---	0.694	---	
			H	23.70	24.00	1.07	---	---	---	---	
	Body-worn	Back	L	23.78	24.00	1.05	---	---	---	---	
			M	23.71	24.00	1.07	0.315	---	0.337	---	
			H	23.70	24.00	1.07	---	---	---	---	
		Front	L	23.78	24.00	1.05	---	---	---	---	
			M	23.71	24.00	1.07	0.249	---	0.266	---	
			H	23.70	24.00	1.07	---	---	---	---	
	Hotspot	Back	L	23.78	24.00	1.05	---	---	---	---	
			M	23.71	24.00	1.07	0.315	---	0.337	---	
			H	23.70	24.00	1.07	---	---	---	---	
		Front	L	23.78	24.00	1.05	---	---	---	---	
			M	23.71	24.00	1.07	0.249	---	0.266	---	
			H	23.70	24.00	1.07	---	---	---	---	
		Top	L	23.78	24.00	1.05	---	---	---	---	
			M	23.71	24.00	1.07	0.276	---	0.295	---	
			H	23.70	24.00	1.07	---	---	---	---	
		Bottom	L	23.78	24.00	1.05	---	---	---	---	
			M	23.71	24.00	1.07	---	---	---	---	
			H	23.70	24.00	1.07	---	---	---	---	
		Left	L	23.78	24.00	1.05	---	---	---	---	
			M	23.71	24.00	1.07	0.179	---	0.192	---	
			H	23.70	24.00	1.07	---	---	---	---	
		Right	L	23.78	24.00	1.05	---	---	---	---	
			M	23.71	24.00	1.07	---	---	---	---	
			H	23.70	24.00	1.07	---	---	---	---	
	QPSK 50%RB	Head	Left Cheek	L	22.89	23.00	1.03	---	---	---	---
				M	22.97	23.00	1.01	0.653	---	0.660	---
				H	22.93	23.00	1.02	---	---	---	---

		Left tilt	L	22.89	23.00	1.03	---	---	---	---
			M	22.97	23.00	1.01	0.551	---	0.557	---
			H	22.93	23.00	1.02	---	---	---	---
		Right Cheek	L	22.89	23.00	1.03	---	---	---	---
			M	22.97	23.00	1.01	0.701	---	0.708	---
			H	22.93	23.00	1.02	---	---	---	---
		Right tilt	L	22.89	23.00	1.03	---	---	---	---
			M	22.97	23.00	1.01	0.610	---	0.616	---
			H	22.93	23.00	1.02	---	---	---	---
	Body-worn	Back	L	22.89	23.00	1.03	---	---	---	---
			M	22.97	23.00	1.01	0.295	---	0.298	---
			H	22.93	23.00	1.02	---	---	---	---
		Front	L	22.89	23.00	1.03	---	---	---	---
			M	22.97	23.00	1.01	0.205	---	0.207	---
			H	22.93	23.00	1.02	---	---	---	---
	Hotspot	Back	L	22.89	23.00	1.03	---	---	---	---
			M	22.97	23.00	1.01	0.295	---	0.298	---
			H	22.93	23.00	1.02	---	---	---	---
		Front	L	22.89	23.00	1.03	---	---	---	---
			M	22.97	23.00	1.01	0.205	---	0.207	---
			H	22.93	23.00	1.02	---	---	---	---
		Top	L	22.89	23.00	1.03	---	---	---	---
			M	22.97	23.00	1.01	0.252	---	---	---
			H	22.93	23.00	1.02	---	---	---	---
		Bottom	L	22.89	23.00	1.03	---	---	---	---
			M	22.97	23.00	1.01	---	---	---	---
			H	22.93	23.00	1.02	---	---	---	---
Left		L	22.89	23.00	1.03	---	---	---	---	
		M	22.97	23.00	1.01	0.153	---	0.155	---	
		H	22.93	23.00	1.02	---	---	---	---	
Right	L	22.89	23.00	1.03	---	---	---	---		
	M	22.97	23.00	1.01	---	---	---	---		
	H	22.93	23.00	1.02	---	---	---	---		

Mode: LTE Band 41

fL (MHz)= 2498.5 MHz

fM (MHz)= 2593MHz

fH (MHz)= 2687.5MHz

Limit of SAR (W/kg): <1.6W/kg (1g Average)

Test case				Meas power(dBm)	Tune-up(dBm)	Scaling factor	Meas SAR(w/kg)		Report SAR(w/kg)	
Mode	Exposure condition	Position	Channel				First	Second	First	Second
QPSK 1RB	Head	Left touch	L	24.44	24.50	1.01	---	---	---	---
			L-M	24.41	24.50	1.02	---	---	---	---
			M	24.38	24.50	1.03	0.156	---	0.161	---
			M-H	24.40	24.50	1.02	---	---	---	---
			H	24.42	24.50	1.02	---	---	---	---
		Left tilt	L	24.44	24.50	1.01	---	---	---	---
			L-M	24.41	24.50	1.02	---	---	---	---
			M	24.38	24.50	1.03	0.045	---	0.046	---
			M-H	24.40	24.50	1.02	---	---	---	---
			H	24.42	24.50	1.02	---	---	---	---
		Right touch	L	24.44	24.50	1.01	---	---	---	---
			L-M	24.41	24.50	1.02	---	---	---	---
			M	24.38	24.50	1.03	0.107	---	0.110	---
			M-H	24.40	24.50	1.02	---	---	---	---
			H	24.42	24.50	1.02	---	---	---	---
		Right tilt	L	24.44	24.50	1.01	---	---	---	---
			L-M	24.41	24.50	1.02	---	---	---	---
			M	24.38	24.50	1.03	0.034	---	0.035	---
			M-H	24.40	24.50	1.02	---	---	---	---
			H	24.42	24.50	1.02	---	---	---	---
	Body-worn	Back	L	24.44	24.50	1.01	---	---	---	---
			L-M	24.41	24.50	1.02	---	---	---	---
			M	24.38	24.50	1.03	0.493	---	0.508	---
			M-H	24.40	24.50	1.02	---	---	---	---
			H	24.42	24.50	1.02	---	---	---	---
		Front	L	24.44	24.50	1.01	---	---	---	---
			L-M	24.41	24.50	1.02	---	---	---	---
			M	24.38	24.50	1.03	0.433	---	0.446	---
			M-H	24.40	24.50	1.02	---	---	---	---
			H	24.42	24.50	1.02	---	---	---	---
	Hotspot	Back	L	24.44	24.50	1.01	---	---	---	---
			L-M	24.41	24.50	1.02	---	---	---	---
			M	24.38	24.50	1.03	0.493	---	0.508	---
			M-H	24.40	24.50	1.02	---	---	---	---
			H	24.42	24.50	1.02	---	---	---	---
		Front	L	24.44	24.50	1.01	---	---	---	---
L-M			24.41	24.50	1.02	---	---	---	---	
M			24.38	24.50	1.03	0.433	---	0.446	---	
M-H			24.40	24.50	1.02	---	---	---	---	
H			24.42	24.50	1.02	---	---	---	---	
Top		L	24.44	24.50	1.01	---	---	---	---	

			L-M	24.41	24.50	1.02	---	---	---	---		
			M	24.38	24.50	1.03	---	---	---	---		
			M-H	24.40	24.50	1.02	---	---	---	---		
			H	24.42	24.50	1.02	---	---	---	---		
		Bottom	L	24.44	24.50	1.01	---	---	---	---		
			L-M	24.41	24.50	1.02	---	---	---	---		
			M	24.38	24.50	1.03	0.497	---	0.512	---		
			M-H	24.40	24.50	1.02	---	---	---	---		
			H	24.42	24.50	1.02	---	---	---	---		
		Left	L	24.44	24.50	1.01	---	---	---	---		
			L-M	24.41	24.50	1.02	---	---	---	---		
			M	24.38	24.50	1.03	0.234	---	0.241	---		
			M-H	24.40	24.50	1.02	---	---	---	---		
		Right	H	24.42	24.50	1.02	---	---	---	---		
			L	24.44	24.50	1.01	---	---	---	---		
			L-M	24.41	24.50	1.02	---	---	---	---		
			M	24.38	24.50	1.03	0.165	---	0.170	---		
			M-H	24.40	24.50	1.02	---	---	---	---		
		QPSK 50%RB	Head	Left touch	L	23.58	24.00	1.10	---	---	---	---
					L-M	23.54	24.00	1.11	---	---	---	---
M	23.50				24.00	1.12	0.136	---	0.152	---		
M-H	23.46				24.00	1.13	---	---	---	---		
H	23.41				24.00	1.15	---	---	---	---		
Left tilt	L			23.58	24.00	1.10	---	---	---	---		
	L-M			23.54	24.00	1.11	---	---	---	---		
	M			23.50	24.00	1.12	0.034	---	0.038	---		
	M-H			23.46	24.00	1.13	---	---	---	---		
	H			23.41	24.00	1.15	---	---	---	---		
Right touch	L			23.58	24.00	1.10	---	---	---	---		
	L-M			23.54	24.00	1.11	---	---	---	---		
	M			23.50	24.00	1.12	0.095	---	0.106	---		
	M-H			23.46	24.00	1.13	---	---	---	---		
	H			23.41	24.00	1.15	---	---	---	---		
Right tilt	L			23.58	24.00	1.10	---	---	---	---		
	L-M			23.54	24.00	1.11	---	---	---	---		
	M			23.50	24.00	1.12	0.026	---	0.029	---		
	M-H			23.46	24.00	1.13	---	---	---	---		
	H			23.41	24.00	1.15	---	---	---	---		
Body-worn	Back	L	23.58	24.00	1.10	---	---	---	---			
		L-M	23.54	24.00	1.11	---	---	---	---			
		M	23.50	24.00	1.12	0.441	---	0.494	---			
		M-H	23.46	24.00	1.13	---	---	---	---			
		H	23.41	24.00	1.15	---	---	---	---			

	Front	L	23.58	24.00	1.10	---	---	---	---	
		L-M	23.54	24.00	1.11	---	---	---	---	
		M	23.50	24.00	1.12	0.421	---	0.472	---	
		M-H	23.46	24.00	1.13	---	---	---	---	
		H	23.41	24.00	1.15	---	---	---	---	
	Hotspot	Back	L	23.58	24.00	1.10	---	---	---	---
			L-M	23.54	24.00	1.11	---	---	---	---
			M	23.50	24.00	1.12	0.441	---	0.494	---
			M-H	23.46	24.00	1.13	---	---	---	---
			H	23.41	24.00	1.15	---	---	---	---
		Front	L	23.58	24.00	1.10	---	---	---	---
			L-M	23.54	24.00	1.11	---	---	---	---
			M	23.50	24.00	1.12	0.421	---	0.472	---
			M-H	23.46	24.00	1.13	---	---	---	---
			H	23.41	24.00	1.15	---	---	---	---
		Top	L	23.58	24.00	1.10	---	---	---	---
			L-M	23.54	24.00	1.11	---	---	---	---
			M	23.50	24.00	1.12	---	---	---	---
			M-H	23.46	24.00	1.13	---	---	---	---
			H	23.41	24.00	1.15	---	---	---	---
	Bottom	L	23.58	24.00	1.10	---	---	---	---	
		L-M	23.54	24.00	1.11	---	---	---	---	
		M	23.50	24.00	1.12	0.427	---	0.478	---	
		M-H	23.46	24.00	1.13	---	---	---	---	
		H	23.41	24.00	1.15	---	---	---	---	
	Left	L	23.58	24.00	1.10	---	---	---	---	
		L-M	23.54	24.00	1.11	---	---	---	---	
		M	23.50	24.00	1.12	0.224	---	0.251	---	
		M-H	23.46	24.00	1.13	---	---	---	---	
		H	23.41	24.00	1.15	---	---	---	---	
Right	L	23.58	24.00	1.10	---	---	---	---		
	L-M	23.54	24.00	1.11	---	---	---	---		
	M	23.50	24.00	1.12	0.131	---	0.147	---		
	M-H	23.46	24.00	1.13	---	---	---	---		
	H	23.41	24.00	1.15	---	---	---	---		

Mode: LTE Band 66

fL (MHz)= 1720 MHz

fM (MHz)= 1745MHz

fH (MHz)= 1770MHz

Limit of SAR (W/kg): <1.6W/kg (1g Average)

Test case				Meas power(dBm)	Tune-up(dBm)	Scaling factor	Meas SAR(w/kg)		Report SAR(w/kg)	
Mode	Exposure condition	Position	Channel				First	Second	First	Second
QPSK 1RB	Head	Left Cheek	L	23.82	24.50	1.17	---	---	---	---
			M	24.27	24.50	1.05	0.184	---	0.193	---
			H	24.32	24.50	1.04	---	---	---	---
		Left tilt	L	23.82	24.50	1.17	---	---	---	---
			M	24.27	24.50	1.05	0.143	---	0.150	---
			H	24.32	24.50	1.04	---	---	---	---
		Right Cheek	L	23.82	24.50	1.17	---	---	---	---
			M	24.27	24.50	1.05	0.287	---	0.301	---
			H	24.32	24.50	1.04	---	---	---	---
		Right tilt	L	23.82	24.50	1.17	---	---	---	---
			M	24.27	24.50	1.05	0.182	---	0.191	---
			H	24.32	24.50	1.04	---	---	---	---
	Body-worn	Back	L	23.82	24.50	1.17	---	---	---	---
			M	24.27	24.50	1.05	0.698	---	0.733	---
			H	24.32	24.50	1.04	---	---	---	---
		Front	L	23.82	24.50	1.17	---	---	---	---
			M	24.27	24.50	1.05	0.680	---	0.714	---
			H	24.32	24.50	1.04	---	---	---	---
	Hotspot	Back	L	23.82	24.50	1.17	---	---	---	---
			M	24.27	24.50	1.05	0.698	---	0.733	---
			H	24.32	24.50	1.04	---	---	---	---
		Front	L	23.82	24.50	1.17	---	---	---	---
			M	24.27	24.50	1.05	0.680	---	0.714	---
			H	24.32	24.50	1.04	---	---	---	---
		Top	L	23.82	24.50	1.17	---	---	---	---
			M	24.27	24.50	1.05	---	---	---	---
			H	24.32	24.50	1.04	---	---	---	---
		Bottom	L	23.82	24.50	1.17	---	---	---	---
			M	24.27	24.50	1.05	0.426	---	0.447	---
			H	24.32	24.50	1.04	---	---	---	---
		Left	L	23.82	24.50	1.17	---	---	---	---
			M	24.27	24.50	1.05	0.268	---	0.281	---
			H	24.32	24.50	1.04	---	---	---	---
		Right	L	23.82	24.50	1.17	---	---	---	---
			M	24.27	24.50	1.05	0.201	---	0.211	---
			H	24.32	24.50	1.04	---	---	---	---
QPSK 50%RB	Head	Left Cheek	L	22.77	23.50	1.18	---	---	---	---
			M	23.27	23.50	1.05	0.165	---	0.173	---
			H	23.36	23.50	1.03	---	---	---	---
	Left tilt	L	22.77	23.50	1.18	---	---	---	---	

			M	23.27	23.50	1.05	0.113	---	0.119	---
			H	23.36	23.50	1.03	---	---	---	---
			L	22.77	23.50	1.18	---	---	---	---
		Right Cheek	M	23.27	23.50	1.05	0.255	---	0.268	---
			H	23.36	23.50	1.03	---	---	---	---
			L	22.77	23.50	1.18	---	---	---	---
		Right tilt	M	23.27	23.50	1.05	0.165	---	0.173	---
			H	23.36	23.50	1.03	---	---	---	---
			L	22.77	23.50	1.18	---	---	---	---
	Body-worn	Back	L	22.77	23.50	1.18	---	---	---	---
			M	23.27	23.50	1.05	0.661	---	0.694	---
			H	23.36	23.50	1.03	---	---	---	---
		Front	L	22.77	23.50	1.18	---	---	---	---
			M	23.27	23.50	1.05	0.624	---	0.655	---
			H	23.36	23.50	1.03	---	---	---	---
	Hotspot	Back	L	22.77	23.50	1.18	---	---	---	---
			M	23.27	23.50	1.05	0.661	---	0.694	---
			H	23.36	23.50	1.03	---	---	---	---
		Front	L	22.77	23.50	1.18	---	---	---	---
			M	23.27	23.50	1.05	0.624	---	0.655	---
			H	23.36	23.50	1.03	---	---	---	---
		Top	L	22.77	23.50	1.18	---	---	---	---
			M	23.27	23.50	1.05	---	---	---	---
			H	23.36	23.50	1.03	---	---	---	---
		Bottom	L	22.77	23.50	1.18	---	---	---	---
			M	23.27	23.50	1.05	0.406	---	0.426	---
			H	23.36	23.50	1.03	---	---	---	---
Left		L	22.77	23.50	1.18	---	---	---	---	
		M	23.27	23.50	1.05	0.224	---	0.235	---	
		H	23.36	23.50	1.03	---	---	---	---	
Right		L	22.77	23.50	1.18	---	---	---	---	
		M	23.27	23.50	1.05	0.156	---	0.164	---	
		H	23.36	23.50	1.03	---	---	---	---	

Mode: LTE Band 71

fL (MHz)= 673 MHz fM (MHz)= 683MHz fH (MHz)= 688MHz

Limit of SAR (W/kg): <1.6W/kg (1g Average)

Test case				Meas power(dBm)	Tune-up(dBm)	Scaling factor	Meas SAR(w/kg)		Report SAR(w/kg)	
Mode	Exposure condition	Position	Channel				First	Second	First	Second
QPSK 1RB	Head	Left Cheek	L	23.31	23.50	1.04	---	---	---	---
			M	23.25	23.50	1.06	0.368	---	0.390	---
			H	23.42	23.50	1.02	---	---	---	---
		Left tilt	L	23.31	23.50	1.04	---	---	---	---
			M	23.25	23.50	1.06	0.306	---	0.324	---
			H	23.42	23.50	1.02	---	---	---	---
		Right Cheek	L	23.31	23.50	1.04	---	---	---	---
			M	23.25	23.50	1.06	0.436	---	0.462	---
			H	23.42	23.50	1.02	---	---	---	---
		Right tilt	L	23.31	23.50	1.04	---	---	---	---
			M	23.25	23.50	1.06	0.386	---	0.409	---
			H	23.42	23.50	1.02	---	---	---	---
	Body-worn	Back	L	23.31	23.50	1.04	---	---	---	---
			M	23.25	23.50	1.06	0.180	---	0.191	---
			H	23.42	23.50	1.02	---	---	---	---
		Front	L	23.31	23.50	1.04	---	---	---	---
			M	23.25	23.50	1.06	0.132	---	0.140	---
			H	23.42	23.50	1.02	---	---	---	---
	Hotspot	Back	L	23.31	23.50	1.04	---	---	---	---
			M	23.25	23.50	1.06	0.180	---	0.191	---
			H	23.42	23.50	1.02	---	---	---	---
		Front	L	23.31	23.50	1.04	---	---	---	---
			M	23.25	23.50	1.06	0.132	---	0.140	---
			H	23.42	23.50	1.02	---	---	---	---
		Top	L	23.31	23.50	1.04	---	---	---	---
			M	23.25	23.50	1.06	0.095	---	0.101	---
			H	23.42	23.50	1.02	---	---	---	---
		Bottom	L	23.31	23.50	1.04	---	---	---	---
			M	23.25	23.50	1.06	---	---	---	---
			H	23.42	23.50	1.02	---	---	---	---
		Left	L	23.31	23.50	1.04	---	---	---	---
			M	23.25	23.50	1.06	0.145	---	0.154	---
			H	23.42	23.50	1.02	---	---	---	---
		Right	L	23.31	23.50	1.04	---	---	---	---
			M	23.25	23.50	1.06	---	---	---	---
			H	23.42	23.50	1.02	---	---	---	---
QPSK 50%RB	Head	Left Cheek	L	22.58	23.00	1.10	---	---	---	---
			M	22.59	23.00	1.10	0.338	---	0.372	---
			H	22.59	23.00	1.10	---	---	---	---
	Left tilt	L	22.58	23.00	1.10	---	---	---	---	

			M	22.59	23.00	1.10	0.256	---	0.282	---
			H	22.59	23.00	1.10	---	---	---	---
			L	22.58	23.00	1.10	---	---	---	---
		Right Cheek	M	22.59	23.00	1.10	0.401	---	0.441	---
			H	22.59	23.00	1.10	---	---	---	---
			L	22.58	23.00	1.10	---	---	---	---
		Right tilt	M	22.59	23.00	1.10	0.335	---	0.369	---
			H	22.59	23.00	1.10	---	---	---	---
			L	22.58	23.00	1.10	---	---	---	---
	Body-worn	Back	L	22.58	23.00	1.10	---	---	---	---
			M	22.59	23.00	1.10	0.152	---	0.167	---
			H	22.59	23.00	1.10	---	---	---	---
		Front	L	22.58	23.00	1.10	---	---	---	---
			M	22.59	23.00	1.10	0.110	---	0.121	---
			H	22.59	23.00	1.10	---	---	---	---
	Hotspot	Back	L	22.58	23.00	1.10	---	---	---	---
			M	22.59	23.00	1.10	0.152	---	0.167	---
			H	22.59	23.00	1.10	---	---	---	---
		Front	L	22.58	23.00	1.10	---	---	---	---
			M	22.59	23.00	1.10	0.110	---	0.121	---
			H	22.59	23.00	1.10	---	---	---	---
		Top	L	22.58	23.00	1.10	---	---	---	---
			M	22.59	23.00	1.10	0.058	---	0.064	---
			H	22.59	23.00	1.10	---	---	---	---
		Bottom	L	22.58	23.00	1.10	---	---	---	---
			M	22.59	23.00	1.10	---	---	---	---
			H	22.59	23.00	1.10	---	---	---	---
Left		L	22.58	23.00	1.10	---	---	---	---	
		M	22.59	23.00	1.10	0.115	---	0.127	---	
		H	22.59	23.00	1.10	---	---	---	---	
Right		L	22.58	23.00	1.10	---	---	---	---	
		M	22.59	23.00	1.10	---	---	0.000	---	
		H	22.59	23.00	1.10	---	---	---	---	

Mode: Wi-Fi 2.4GHz

fL (MHz)=2412MHz fM (MHz)=2437MHz

fH (MHz)= 2462MHz

Limit of SAR (W/kg): <1.6W/kg (1g Average)

Test case				Meas power(dBm)	Tune-up(dBm)	Scaling factor	Duty factor	Meas SAR(w/kg)		Report SAR(w/kg)		
Mode	Exposure condition	Position	Channel					First	Second	First	Second	
802.11b	Head	Left Cheek	L	14.53	15.00	1.11	1.02	---	---	---	---	
			M	14.51	15.00	1.12	1.02	0.296	---	0.340	---	
			H	14.03	15.00	1.25	1.02	---	---	---	---	
		Left tilt	L	14.53	15.00	1.11	1.02	---	---	---	---	
			M	14.51	15.00	1.12	1.02	0.220	---	0.252	---	
			H	14.03	15.00	1.25	1.02	---	---	---	---	
		Right Cheek	L	14.53	15.00	1.11	1.02	---	---	---	---	
			M	14.51	15.00	1.12	1.02	0.174	---	0.200	---	
			H	14.03	15.00	1.25	1.02	---	---	---	---	
		Right tilt	L	14.53	15.00	1.11	1.02	---	---	---	---	
			M	14.51	15.00	1.12	1.02	0.153	---	0.176	---	
			H	14.03	15.00	1.25	1.02	---	---	---	---	
		Body-worn	Back	L	14.53	15.00	1.11	1.02	---	---	---	---
				M	14.51	15.00	1.12	1.02	0.125	---	0.143	---
				H	14.03	15.00	1.25	1.02	---	---	---	---
			Front	L	14.53	15.00	1.11	1.02	---	---	---	---
				M	14.51	15.00	1.12	1.02	0.061	---	0.070	---
				H	14.03	15.00	1.25	1.02	---	---	---	---
	Hotspot	Back	L	14.53	15.00	1.11	1.02	---	---	---	---	
			M	14.51	15.00	1.12	1.02	0.125	---	0.143	---	
			H	14.03	15.00	1.25	1.02	---	---	---	---	
		Front	L	14.53	15.00	1.11	1.02	---	---	---	---	
			M	14.51	15.00	1.12	1.02	0.061	---	0.070	---	
			H	14.03	15.00	1.25	1.02	---	---	---	---	
		Top	L	14.53	15.00	1.11	1.02	---	---	---	---	
			M	14.51	15.00	1.12	1.02	0.001	---	0.001	---	
			H	14.03	15.00	1.25	1.02	---	---	---	---	
		Bottom	L	14.53	15.00	1.11	1.02	---	---	---	---	
			M	14.51	15.00	1.12	1.02	---	---	---	---	
			H	14.03	15.00	1.25	1.02	---	---	---	---	
		Left	L	14.53	15.00	1.11	1.02	---	---	---	---	
			M	14.51	15.00	1.12	1.02	---	---	---	---	
			H	14.03	15.00	1.25	1.02	---	---	---	---	
		Right	L	14.53	15.00	1.11	1.02	---	---	---	---	
			M	14.51	15.00	1.12	1.02	0.081	---	0.093	---	
			H	14.03	15.00	1.25	1.02	---	---	---	---	

6.11 SAR Measurement Variability

SAR measurement variability must be assessed for each frequency band, which is determined by the SAR probe calibration point and tissue-equivalent medium used for the device measurements. When both head and body tissue-equivalent media are required for SAR measurements in a frequency band, the variability measurement procedures should be applied to the tissue medium with the highest measured SAR, using the highest measured SAR configuration for that tissue-equivalent medium.

The following procedures are applied to determine if repeated measurements are required.

- 1) Repeated measurement is not required when the original highest measured SAR is < 0.80 W/kg; steps 2) through 4) do not apply.
- 2) When the original highest measured SAR is ≥ 0.80 W/kg, repeat that measurement once.
- 3) Perform a second repeated measurement only if the ratio of largest to smallest SAR for the original and first repeated measurements is > 1.20 or when the original or repeated measurement is ≥ 1.45 W/kg ($\sim 10\%$ from the 1-g SAR limit).
- 4) Perform a third repeated measurement only if the original, first or second repeated measurement is ≥ 1.5 W/kg and the ratio of largest to smallest SAR for the original, first and second repeated measurements is > 1.20 .

6.12 Simultaneous Transmission SAR Analysis

Antenna numbers of Simultaneous Transmission	Antennas of Simultaneous Transmission	Simultaneous Transmission Modes
2	MAIN ANT1+ WLAN ANT MAIN ANT2+ WLAN ANT MAIN ANT1+ BT MAIN ANT2+ BT	Celluar2/3/4G+ WIFI 2.4GHz Celluar2/3/4G+ WIFI 2.4GHz Celluar2/3/4G+ BT Celluar2/3/4G+ BT

Note: BT and WLAN share the same antenna and work in the same frequency range. So they can't transmit together.

The worst case for 2TX simultaneous transmission happened in Right cheek position GPRS850+WIFI2.4GHz

Exposure condition	Position	licensed ANT	unlicensed ANT	Mult-TX
Head	Left cheek	0.888	0.340	1.228
	Left tilt	0.832	0.252	1.084
	Right cheek	1.373	0.200	1.573
	Right tilt	0.909	0.176	1.085
Body worn	Back	0.817	0.143	0.960
	Front	0.714	0.070	0.784
Hotspot	Back	0.817	0.143	0.960
	Front	0.714	0.070	0.784
	Top	0.295	0.001	0.296
	Bottom	0.525	0.000	0.525
	Left	0.329	0.000	0.329
	Right	0.505	0.093	0.598

According to the above tables, SAR values < 1.6W/kg meet the compliance.

7 MEASUREMENT UNCERTAINTY

(0.3 - 3 GHz range)								
Error Description	Uncert. value	Prob. Dist.	Div.	(c_i) 1g	(c_i) 10g	Std. Unc. (1g)	Std. Unc. (10g)	(v_i) v_{eff}
Measurement System								
Probe Calibration	±6.0 %	N	1	1	1	±6.0 %	±6.0 %	∞
Axial Isotropy	±4.7 %	R	$\sqrt{3}$	0.7	0.7	±1.9 %	±1.9 %	∞
Hemispherical Isotropy	±9.6 %	R	$\sqrt{3}$	0.7	0.7	±3.9 %	±3.9 %	∞
Boundary Effects	±1.0 %	R	$\sqrt{3}$	1	1	±0.6 %	±0.6 %	∞
Linearity	±4.7 %	R	$\sqrt{3}$	1	1	±2.7 %	±2.7 %	∞
System Detection Limits	±1.0 %	R	$\sqrt{3}$	1	1	±0.6 %	±0.6 %	∞
Modulation Response ^m	±2.4 %	R	$\sqrt{3}$	1	1	±1.4 %	±1.4 %	∞
Readout Electronics	±0.3 %	N	1	1	1	±0.3 %	±0.3 %	∞
Response Time	±0.8 %	R	$\sqrt{3}$	1	1	±0.5 %	±0.5 %	∞
Integration Time	±2.6 %	R	$\sqrt{3}$	1	1	±1.5 %	±1.5 %	∞
RF Ambient Noise	±3.0 %	R	$\sqrt{3}$	1	1	±1.7 %	±1.7 %	∞
RF Ambient Reflections	±3.0 %	R	$\sqrt{3}$	1	1	±1.7 %	±1.7 %	∞
Probe Positioner	±0.4 %	R	$\sqrt{3}$	1	1	±0.2 %	±0.2 %	∞
Probe Positioning	±2.9 %	R	$\sqrt{3}$	1	1	±1.7 %	±1.7 %	∞
Max. SAR Eval.	±2.0 %	R	$\sqrt{3}$	1	1	±1.2 %	±1.2 %	∞
Test Sample Related								
Device Positioning	±2.9 %	N	1	1	1	±2.9 %	±2.9 %	145
Device Holder	±3.6 %	N	1	1	1	±3.6 %	±3.6 %	5
Power Drift	±5.0 %	R	$\sqrt{3}$	1	1	±2.9 %	±2.9 %	∞
Power Scaling ^P	±0 %	R	$\sqrt{3}$	1	1	±0.0 %	±0.0 %	∞
Phantom and Setup								
Phantom Uncertainty	±6.1 %	R	$\sqrt{3}$	1	1	±3.5 %	±3.5 %	∞
SAR correction	±1.9 %	R	$\sqrt{3}$	1	0.84	±1.1 %	±0.9 %	∞
Liquid Conductivity (mea.) ^{DAK}	±2.5 %	R	$\sqrt{3}$	0.78	0.71	±1.1 %	±1.0 %	∞
Liquid Permittivity (mea.) ^{DAK}	±2.5 %	R	$\sqrt{3}$	0.26	0.26	±0.3 %	±0.4 %	∞
Temp. unc. - Conductivity ^{BB}	±3.4 %	R	$\sqrt{3}$	0.78	0.71	±1.5 %	±1.4 %	∞
Temp. unc. - Permittivity ^{BB}	±0.4 %	R	$\sqrt{3}$	0.23	0.26	±0.1 %	±0.1 %	∞
Combined Std. Uncertainty						±11.2 %	±11.1 %	361
Expanded STD Uncertainty						±22.3 %	±22.2 %	

(3 - 6 GHz range)

Error Description	Uncert. value	Prob. Dist.	Div.	(c_1) 1g	(c_2) 10g	Std. Unc. (1g)	Std. Unc. (10g)	(v_i) v_{eff}
Measurement System								
Probe Calibration	±6.55 %	N	1	1	1	±6.55 %	±6.55 %	∞
Axial Isotropy	±4.7 %	R	$\sqrt{3}$	0.7	0.7	±1.9 %	±1.9 %	∞
Hemispherical Isotropy	±9.6 %	R	$\sqrt{3}$	0.7	0.7	±3.9 %	±3.9 %	∞
Boundary Effects	±2.0 %	R	$\sqrt{3}$	1	1	±1.2 %	±1.2 %	∞
Linearity	±4.7 %	R	$\sqrt{3}$	1	1	±2.7 %	±2.7 %	∞
System Detection Limits	±1.0 %	R	$\sqrt{3}$	1	1	±0.6 %	±0.6 %	∞
Modulation Response ^m	±2.4 %	R	$\sqrt{3}$	1	1	±1.4 %	±1.4 %	∞
Readout Electronics	±0.3 %	N	1	1	1	±0.3 %	±0.3 %	∞
Response Time	±0.8 %	R	$\sqrt{3}$	1	1	±0.5 %	±0.5 %	∞
Integration Time	±2.6 %	R	$\sqrt{3}$	1	1	±1.5 %	±1.5 %	∞
RF Ambient Noise	±3.0 %	R	$\sqrt{3}$	1	1	±1.7 %	±1.7 %	∞
RF Ambient Reflections	±3.0 %	R	$\sqrt{3}$	1	1	±1.7 %	±1.7 %	∞
Probe Positioner	±0.8 %	R	$\sqrt{3}$	1	1	±0.5 %	±0.5 %	∞
Probe Positioning	±6.7 %	R	$\sqrt{3}$	1	1	±3.9 %	±3.9 %	∞
Max. SAR Eval.	±4.0 %	R	$\sqrt{3}$	1	1	±2.3 %	±2.3 %	∞
Test Sample Related								
Device Positioning	±2.9 %	N	1	1	1	±2.9 %	±2.9 %	145
Device Holder	±3.6 %	N	1	1	1	±3.6 %	±3.6 %	5
Power Drift	±5.0 %	R	$\sqrt{3}$	1	1	±2.9 %	±2.9 %	∞
Power Scaling ^P	±0 %	R	$\sqrt{3}$	1	1	±0.0 %	±0.0 %	∞
Phantom and Setup								
Phantom Uncertainty	±6.6 %	R	$\sqrt{3}$	1	1	±3.8 %	±3.8 %	∞
SAR correction	±1.9 %	R	$\sqrt{3}$	1	0.84	±1.1 %	±0.9 %	∞
Liquid Conductivity (mea.) ^{DAK}	±2.5 %	R	$\sqrt{3}$	0.78	0.71	±1.1 %	±1.0 %	∞
Liquid Permittivity (mea.) ^{DAK}	±2.5 %	R	$\sqrt{3}$	0.26	0.26	±0.3 %	±0.4 %	∞
Temp. unc. - Conductivity ^{BB}	±3.4 %	R	$\sqrt{3}$	0.78	0.71	±1.5 %	±1.4 %	∞
Temp. unc. - Permittivity ^{BB}	±0.4 %	R	$\sqrt{3}$	0.23	0.26	±0.1 %	±0.1 %	∞
Combined Std. Uncertainty						±12.3 %	±12.2 %	748
Expanded STD Uncertainty						±24.6 %	±24.5 %	

8 TEST EQUIPMENTS

The measurements were performed using an automated near-field scanning system, DASY5, manufactured by Schmid & Partner Engineering AG (SPEAG) in Switzerland. The SAR extrapolation algorithm used in all measurements was the 'advanced extrapolation' algorithm.

The following table lists calibration dates of SPEAG components:

Test Equipment	Model	Serial Number	Calibration date	Calibration Due data
DAE	DAE4	720	2020.09.30	2021.09.29
Dosimetric E-field Probe	EX3DV4	3708	2020.10.30	2021.10.29
Dipole Validation Kit	D750V3	1101	2020.10.16	2021.10.15
Dipole Validation Kit	D835V2	4d023	2020.10.16	2021.10.15
Dipole Validation Kit	D1800V2	2d084	2020.09.18	2021.09.17
Dipole Validation Kit	D2000V2	1009	2020.10.14	2021.10.13
Dipole Validation Kit	D2450V2	738	2020.10.13	2021.10.12
Dipole Validation Kit	D2600V2	1166	2019.11.08	2022.11.07

Additional test equipment used in testing:

Test Equipment	Model	Serial Number	Calibration date	Calibration Due data
Signal Generator	E4428C	MY45280865	2020.08.20	2021.08.19
Signal Generator	SML 03	103514	2020.08.20	2021.08.19
Power meter	E4417A	MY45101182	2020.08.20	2021.08.19
Power Sensor	E4412A	MY41502214	2020.08.20	2021.08.19
Power Sensor	E4412A	MY41502130	2020.08.20	2021.08.19
Power meter	E4417A	MY45101004	2020.08.20	2021.08.19
Power Sensor	E9300B	MY41496001	2020.08.20	2021.08.19
Power Sensor	E9300B	MY41496003	2020.08.20	2021.08.19
Communication Tester	E5515C	MY48367401	2020.08.20	2021.08.19
Communication Tester	CMW500	161702	2020.08.20	2021.08.19
Communication Tester	MT8820C	6201300660	2020.08.20	2021.08.19
Communication Tester	MT8821C	6201547819	2020.08.20	2021.08.19
Vector Network Analyzer	VNA R140	0011213	2020.09.18	2021.09.17
Dielectric Parameter Probe	DAKS-3.5	1042	2020.09.17	2021.09.16

Detailed information of Isotropic E-field Probe Type EX3DV4

Construction	Symmetrical design with triangular core Built-in shielding against static charges PEEK enclosure material (resistant to organic solvents, e.g., DGBE)
Calibration	Calibration certificate in Appendix C
Frequency	10 MHz to > 6 GHz Linearity: ± 0.2 dB (30 MHz to 6 GHz)
Optical Surface Detection	± 0.3 mm repeatability in air and clear liquids over diffuse reflecting surfaces
Dimensions	Overall length: 337 mm (Tip: 20 mm) Tip diameter: 2.5 mm (Body: 12 mm) Typical distance from probe tip to dipole centers: 1 mm
Dynamic Range	10 μ W/g to > 100 W/kg Linearity: ± 0.2 dB (noise: typically < 1 μ W/g)
Application	High precision dosimetric measurements in any exposure scenario (e.g., very strong gradient fields); the only probe that enables compliance testing for frequencies up to 6 GHz with precision of better 30%.

According to KDB 865664 D01 section 3.2.2, instead of the typical annual calibration recommended by measurement standards, longer calibration intervals of up to three years may be considered when it is demonstrated that the **SAR target, impedance and return loss** of a dipole have remain stable according to the following requirements.

- 1) The test laboratory must ensure that the required supporting information and documentation are included in the SAR report to qualify for the three-year extended calibration interval; otherwise, the IEEE Std 1528-2013 recommended annual calibration applies.
- 2) Immediate re-calibration is required for the following conditions.
 - a) After a dipole is damaged and properly repaired to meet required specifications.
 - b) When the measured SAR deviates from the calibrated SAR value by more than 10% due to changes in physical, mechanical, electrical or other relevant dipole conditions; i.e., the error is not introduced by incorrect measurement procedures or other issues relating to the SAR measurement system.
 - c) When the most recent return-loss result, measured at least annually, deviates by more than 20% from the previous measurement (i.e. value in dB \times 0.2) or not meeting the required 20 dB minimum return-loss requirement.
 - d) When the most recent measurement of the real or imaginary parts of the impedance, measured at least annually, deviates by more than 5 Ω from the previous measurement

Dipole2600

SAR target

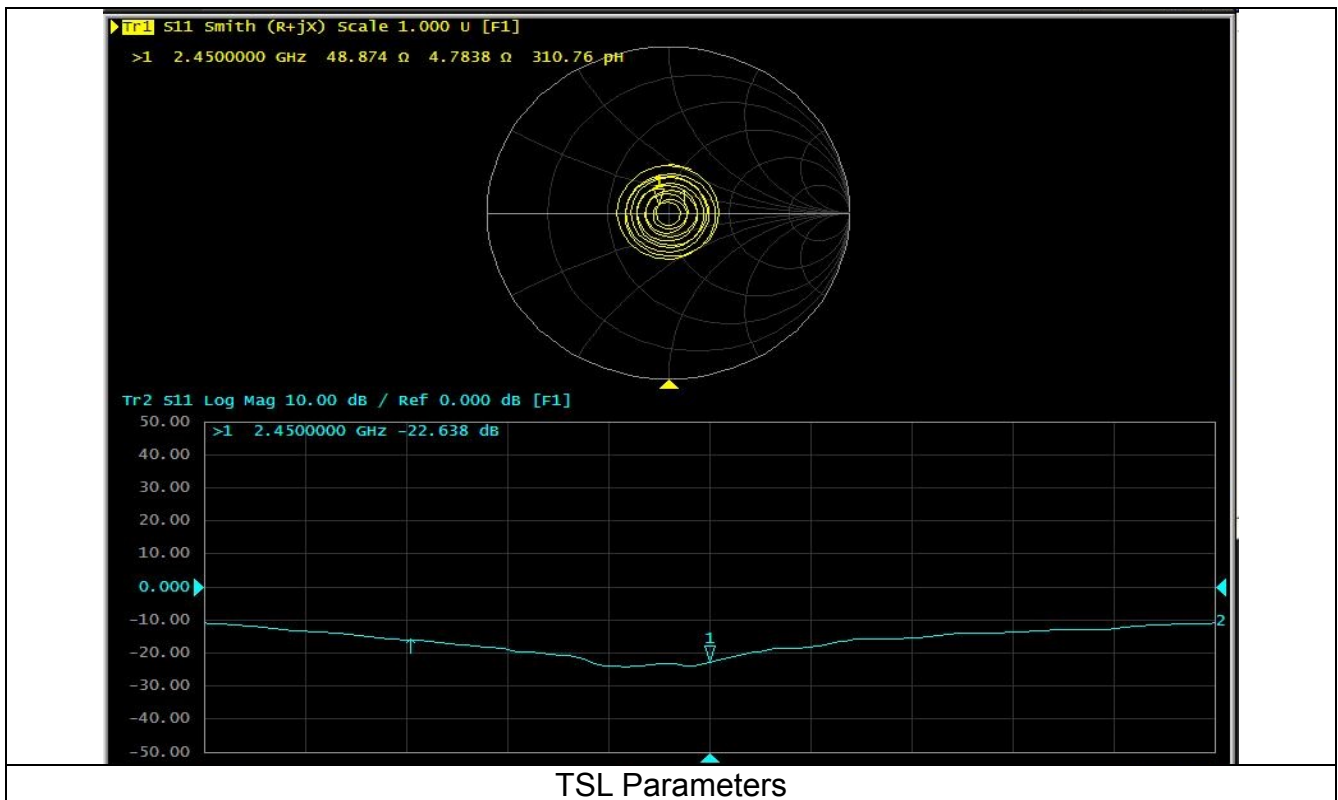
Refers to system check, measured SAR (1g and 10g) deviates from the Target SAR value of calibration report within 10%.

Impedance and Return loss measured by Network analyzer

The most recent measurement of the real or imaginary parts of the impedance deviates within 5 Ω from the previous measurement. (Data from the last calibration report)

The most recent return-loss result deviates within 20% from the previous measurement. (Data from the last calibration report)

TSL Parameters			
Parameters	Target (Ref. Value)	Measured data	Deviation
Impedance	51.3Ω+5.92jΩ	48.9Ω+4.78jΩ	<5Ω
Return loss	-24.5 dB	-22.6dB	<20%



TSL Parameters

ANNEX A – TEST PLOTS

Please refer to the attachment.

ANNEX B – RELEVANT PAGES FROM CALIBRATION REPORTS

Please refer to the attachment.