

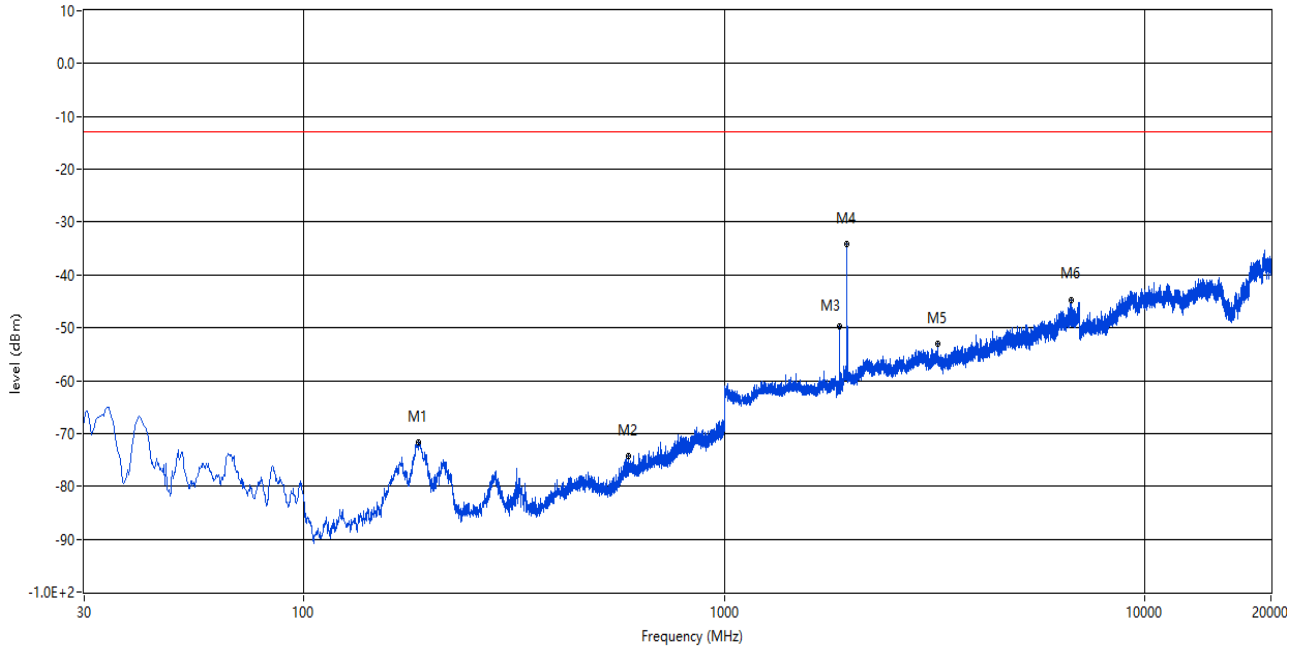
## **A.2. Field Strength of Spurious Radiation**

# 1 WCDMA Band 2

## 1.1 WCDMA Band 2 Low Channel

### RSE-H&H-30MHz-20GHz-WCDMA-BAND2

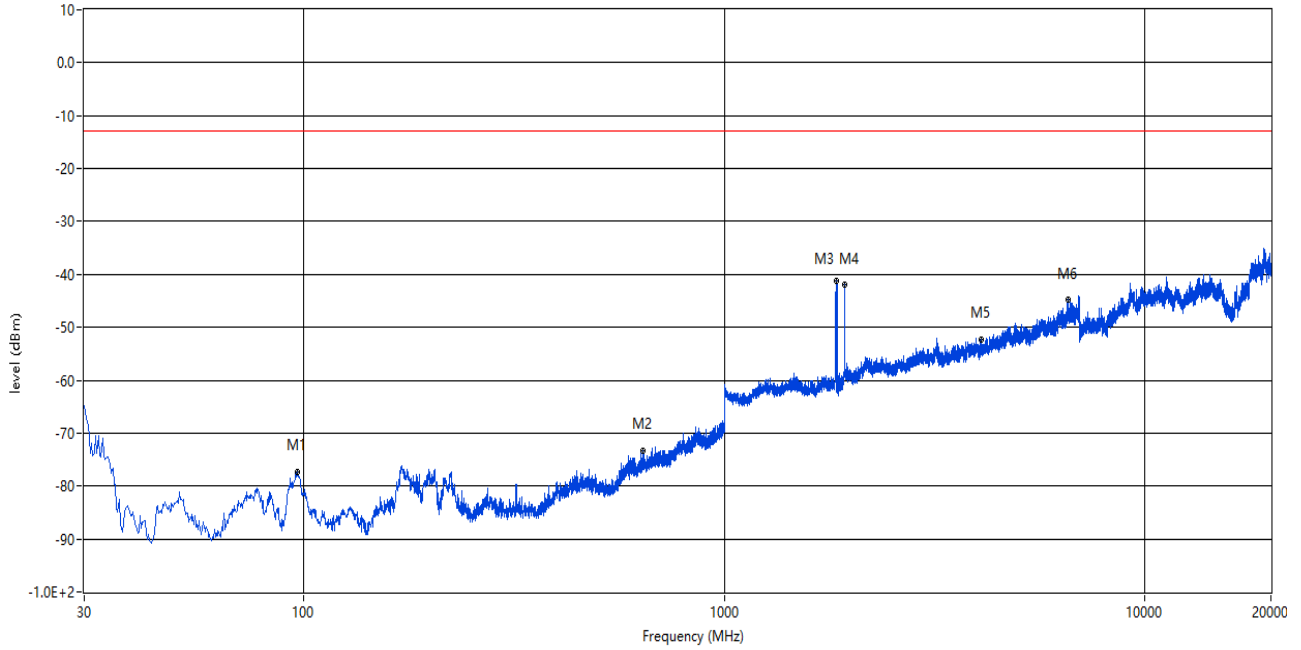
RSE Test case\_FCC PART22&24&27\_FCC PART 24\_1900\_GSM 1900&WCDMA B2&CDMA BC1&LTE B2&25



Frequency (MHz)	Result (dBm)	Factor (dB)	PK Limit (dBm)	Over Limit (dB)	Table (o)	ANT	EUT	Verdict
187.140	-71.79	-16.55	-13.0	-58.79	144.00	Horizontal	Horizontal	Pass
591.388	-74.37	-5.88	-13.0	-61.37	200.00	Horizontal	Horizontal	Pass
1854.500	-49.70	-5.88	-13.0	-36.70	95.00	Horizontal	Horizontal	N/A
1933.000	-34.17	-4.71	-13.0	-21.17	164.00	Horizontal	Horizontal	N/A
3220.000	-52.98	1.25	-13.0	-39.98	243.00	Horizontal	Horizontal	Pass
6680.000	-44.78	11.05	-13.0	-31.78	300.00	Horizontal	Horizontal	Pass

RSE-H&V-30MHz-20GHz-WCDMA-BAND2

RSE Test case\_FCC PART22&24&27\_FCC PART 24\_1900\_GSM 1900&WCDMA B2&CDMA BC1&LTE B2&25

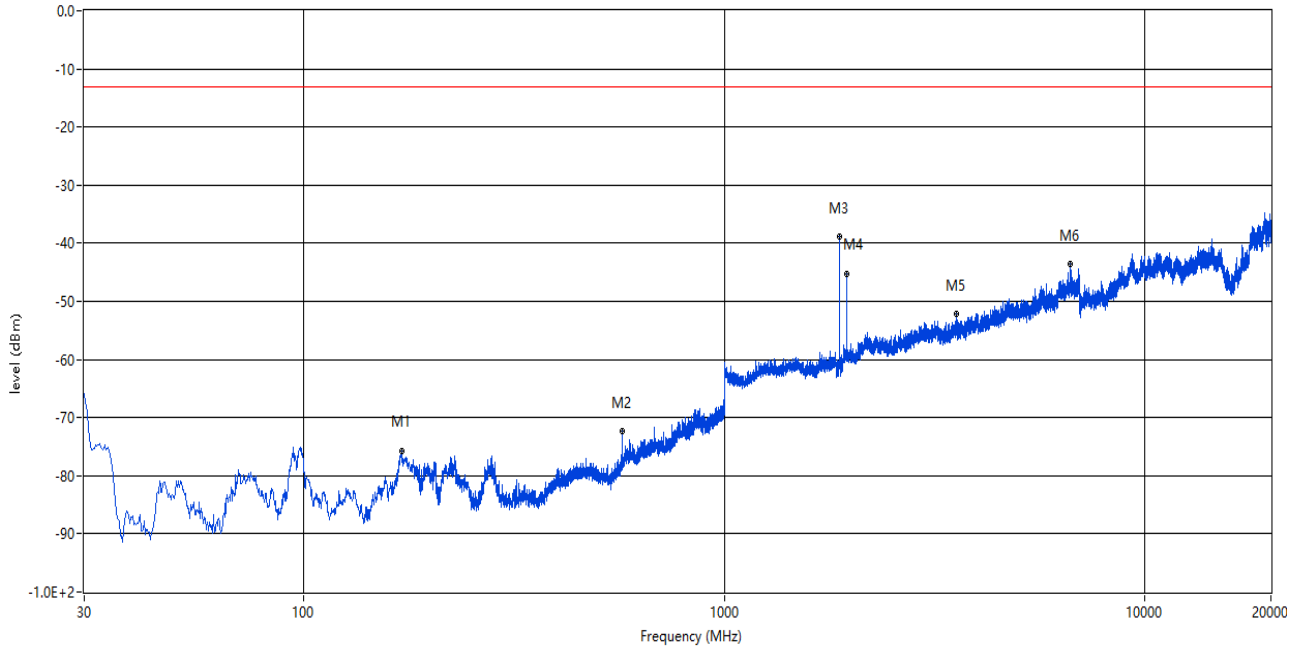


Frequency (MHz)	Result (dBm)	Factor (dB)	PK Limit (dBm)	Over Limit (dB)	Table (o)	ANT	EUT	Verdict
96.202	-77.26	-23.19	-13.0	-64.26	12.00	Horizontal	Vertical	Pass
640.857	-73.22	-4.92	-13.0	-60.22	318.00	Horizontal	Vertical	Pass
1854.000	-41.32	-5.88	-13.0	-28.32	338.00	Horizontal	Vertical	N/A
1933.500	-42.05	-4.71	-13.0	-29.05	228.00	Horizontal	Vertical	N/A
4101.000	-52.23	3.01	-13.0	-39.23	199.00	Horizontal	Vertical	Pass
6577.000	-44.72	9.16	-13.0	-31.72	125.00	Horizontal	Vertical	Pass

## 1.2 WCDMA Band 2 Middle Channel

### RSE-H&H-30MHz-20GHz-WCDMA-BAND2

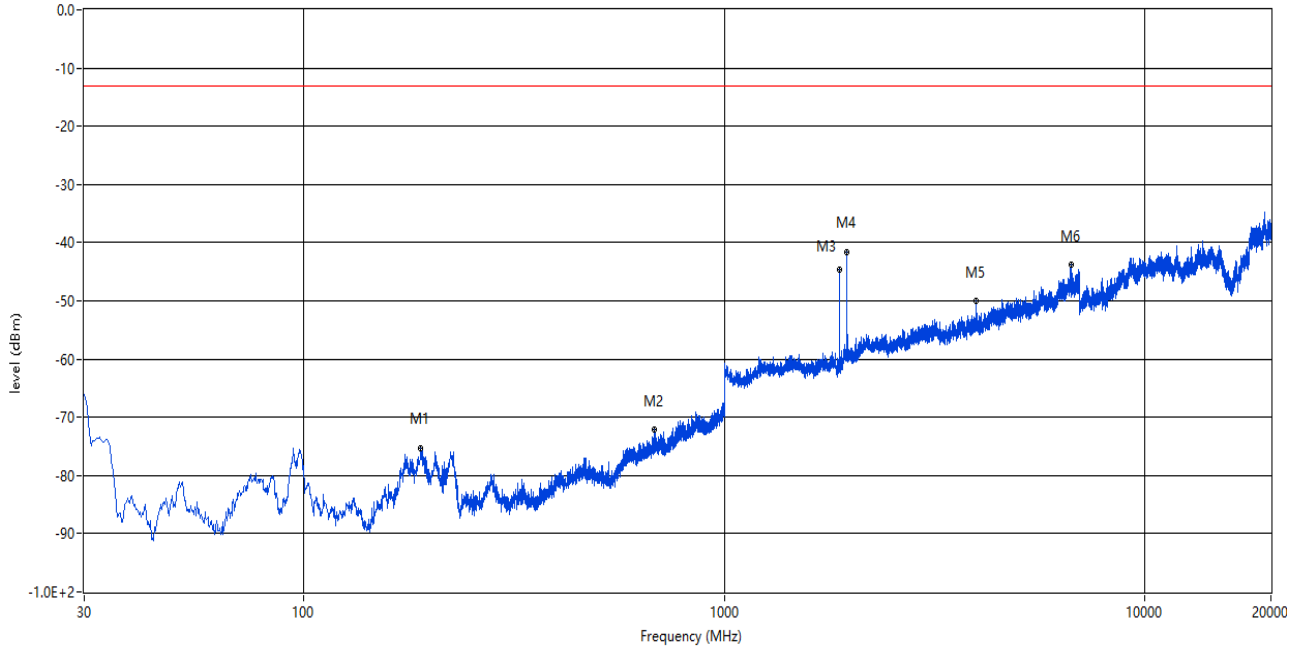
RSE Test case\_FCC PART22&24&27\_FCC PART 24\_1900\_GSM 1900&WCDMA B2&CDMA BC1&LTE B2&25



Frequency (MHz)	Result (dBm)	Factor (dB)	PK Limit (dBm)	Over Limit (dB)	Table (o)	ANT	EUT	Verdict
170.892	-75.70	-17.60	-13.0	-62.70	84.00	Horizontal	Horizontal	Pass
571.987	-72.42	-7.27	-13.0	-59.42	341.00	Horizontal	Horizontal	Pass
1878.500	-38.88	-5.70	-13.0	-25.88	233.00	Horizontal	Horizontal	N/A
1958.500	-45.18	-4.91	-13.0	-32.18	249.00	Horizontal	Horizontal	N/A
3579.000	-52.19	1.63	-13.0	-39.19	215.00	Horizontal	Horizontal	Pass
6667.000	-43.65	11.29	-13.0	-30.65	142.00	Horizontal	Horizontal	Pass

RSE-H&V-30MHz-20GHz-WCDMA-BAND2

RSE Test case\_FCC PART22&24&27\_FCC PART 24\_1900\_GSM 1900&WCDMA B2&CDMA BC1&LTE B2&25

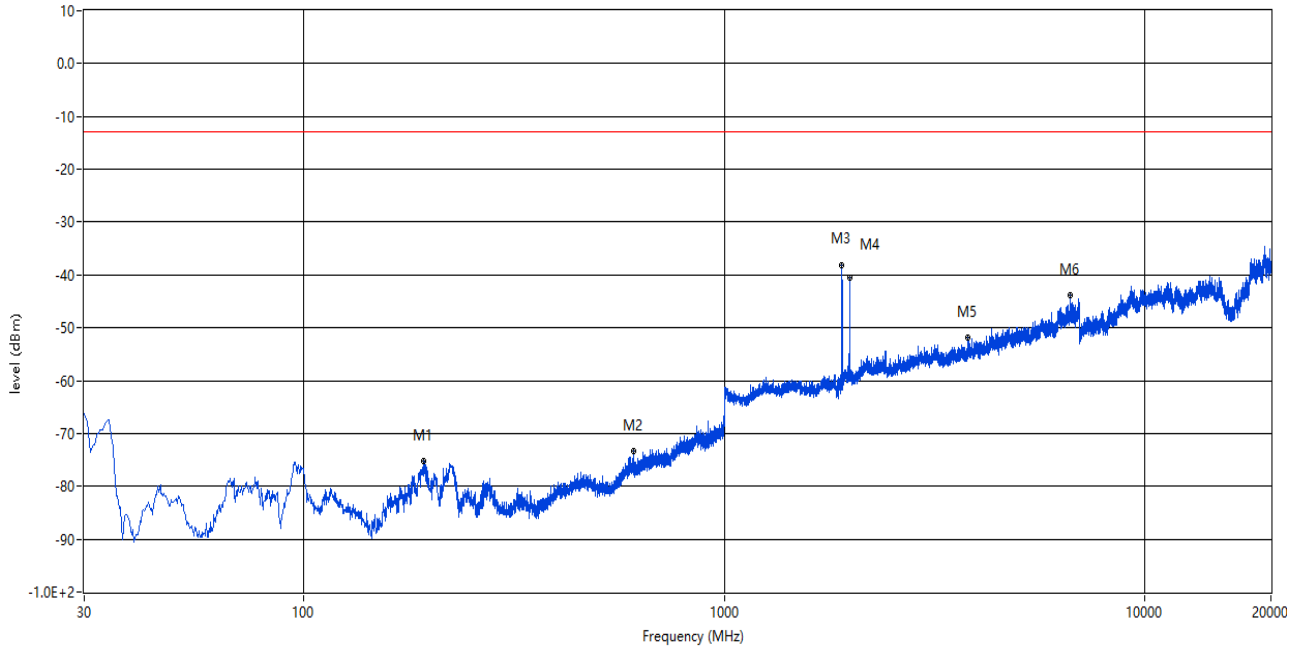


Frequency (MHz)	Result (dBm)	Factor (dB)	PK Limit (dBm)	Over Limit (dB)	Table (o)	ANT	EUT	Verdict
189.565	-75.22	-17.07	-13.0	-62.22	82.00	Horizontal	Vertical	Pass
680.385	-72.18	-4.30	-13.0	-59.18	341.00	Horizontal	Vertical	Pass
1879.000	-44.60	-5.70	-13.0	-31.60	332.00	Horizontal	Vertical	N/A
1959.000	-41.57	-4.99	-13.0	-28.57	228.00	Horizontal	Vertical	N/A
3969.000	-50.08	3.37	-13.0	-37.08	312.00	Horizontal	Vertical	Pass
6684.000	-43.85	10.22	-13.0	-30.85	191.00	Horizontal	Vertical	Pass

### 1.3 WCDMA Band 2 High Channel

#### RSE-H&H-30MHz-20GHz-WCDMA-BAND2

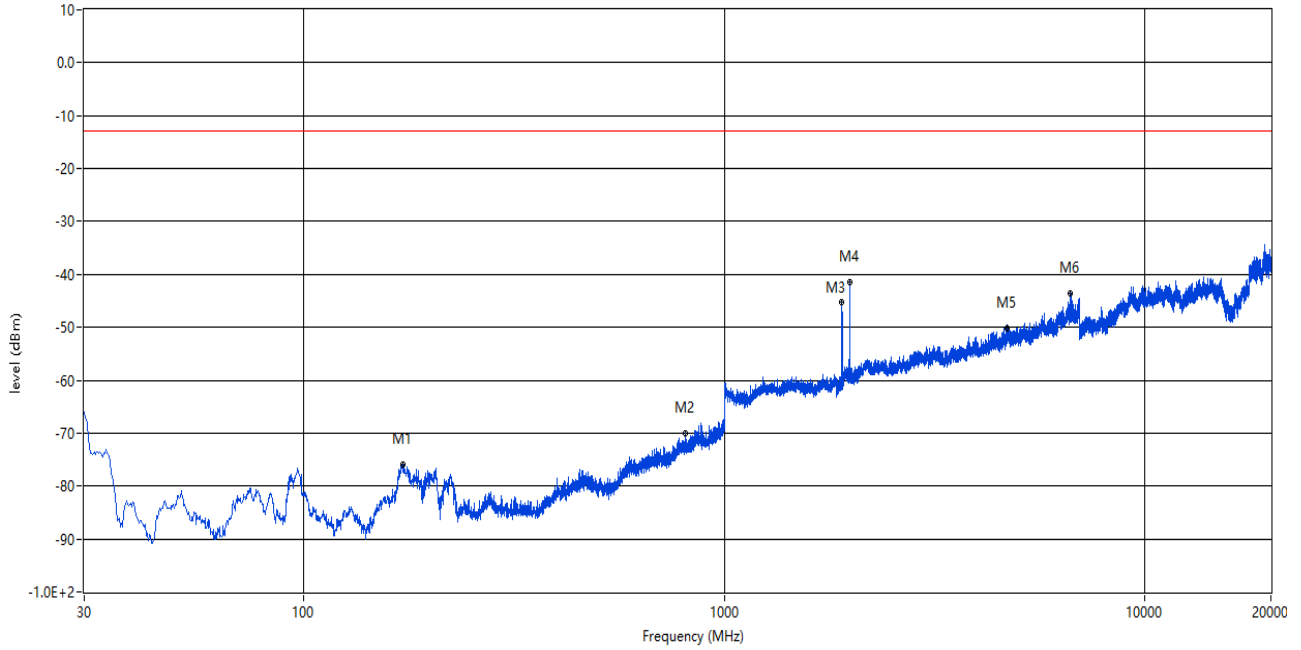
RSE Test case\_FCC PART22&24&27\_FCC PART 24\_1900\_GSM 1900&WCDMA B2&CDMA BC1&LTE B2&25



Frequency (MHz)	Result (dBm)	Factor (dB)	PK Limit (dBm)	Over Limit (dB)	Table (o)	ANT	EUT	Verdict
192.718	-75.25	-16.68	-13.0	-62.25	94.00	Horizontal	Horizontal	Pass
607.150	-73.27	-5.61	-13.0	-60.27	152.00	Horizontal	Horizontal	Pass
1906.500	-38.04	-5.38	-13.0	-25.04	237.00	Horizontal	Horizontal	N/A
1986.500	-40.46	-5.01	-13.0	-27.46	212.00	Horizontal	Horizontal	N/A
3798.000	-51.96	3.76	-13.0	-38.96	17.00	Horizontal	Horizontal	Pass
6671.000	-43.91	11.49	-13.0	-30.91	25.00	Horizontal	Horizontal	Pass

## RSE-H&V-30MHz-20GHz-WCDMA-BAND2

RSE Test case\_FCC PART22&24&27\_FCC PART 24\_1900\_GSM 1900&WCDMA B2&CDMA BC1&LTE B2&25



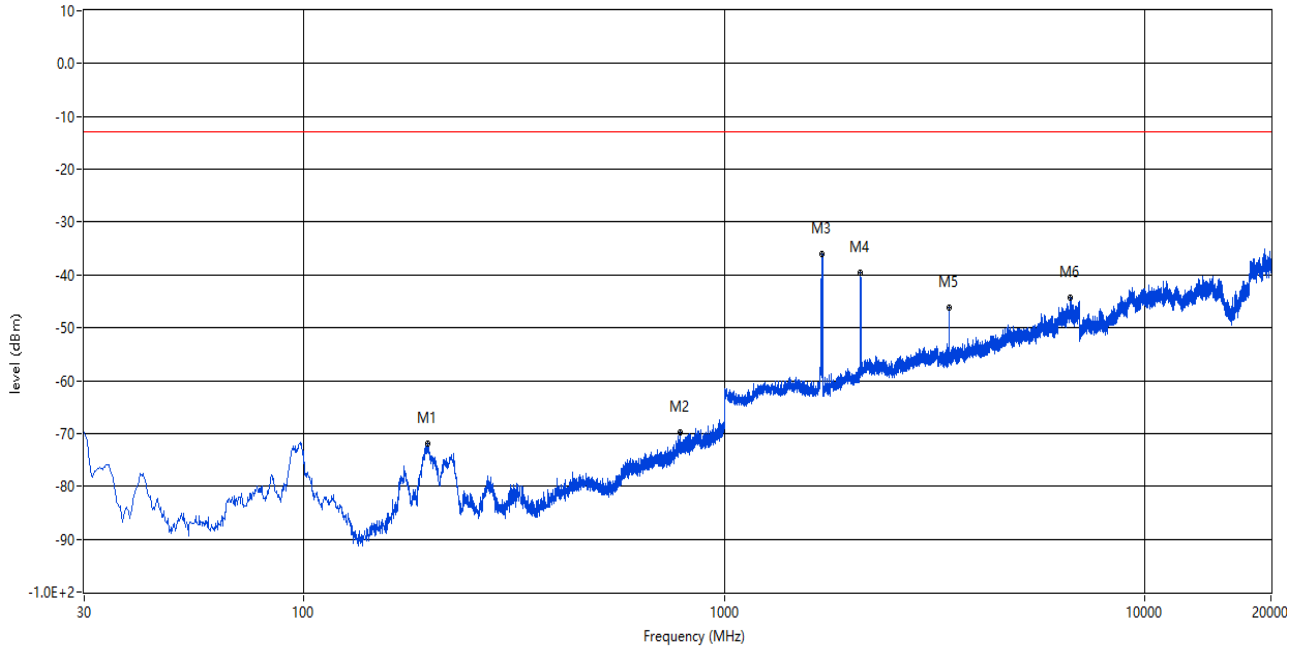
Frequency (MHz)	Result (dBm)	Factor (dB)	PK Limit (dBm)	Over Limit (dB)	Table (o)	ANT	EUT	Verdict
171.620	-75.96	-17.69	-13.0	-62.96	85.00	Horizontal	Vertical	Pass
808.910	-70.11	-1.83	-13.0	-57.11	133.00	Horizontal	Vertical	Pass
1907.000	-45.23	-5.37	-13.0	-32.23	340.00	Horizontal	Vertical	N/A
1987.500	-41.53	-4.93	-13.0	-28.53	30.00	Horizontal	Vertical	N/A
4706.000	-50.26	5.27	-13.0	-37.26	327.00	Horizontal	Vertical	Pass
6677.000	-43.67	11.13	-13.0	-30.67	225.00	Horizontal	Vertical	Pass

## 2 WCDMA Band 4

### 2.1 WCDMA Band 4 Low Channel

#### RSE-H&H-30MHz-20GHz-WCDMA-BAND4

RSE Test case\_FCC PART22&24&27\_FCC PART 27\_1700\_WCDMA B4&LTE B4

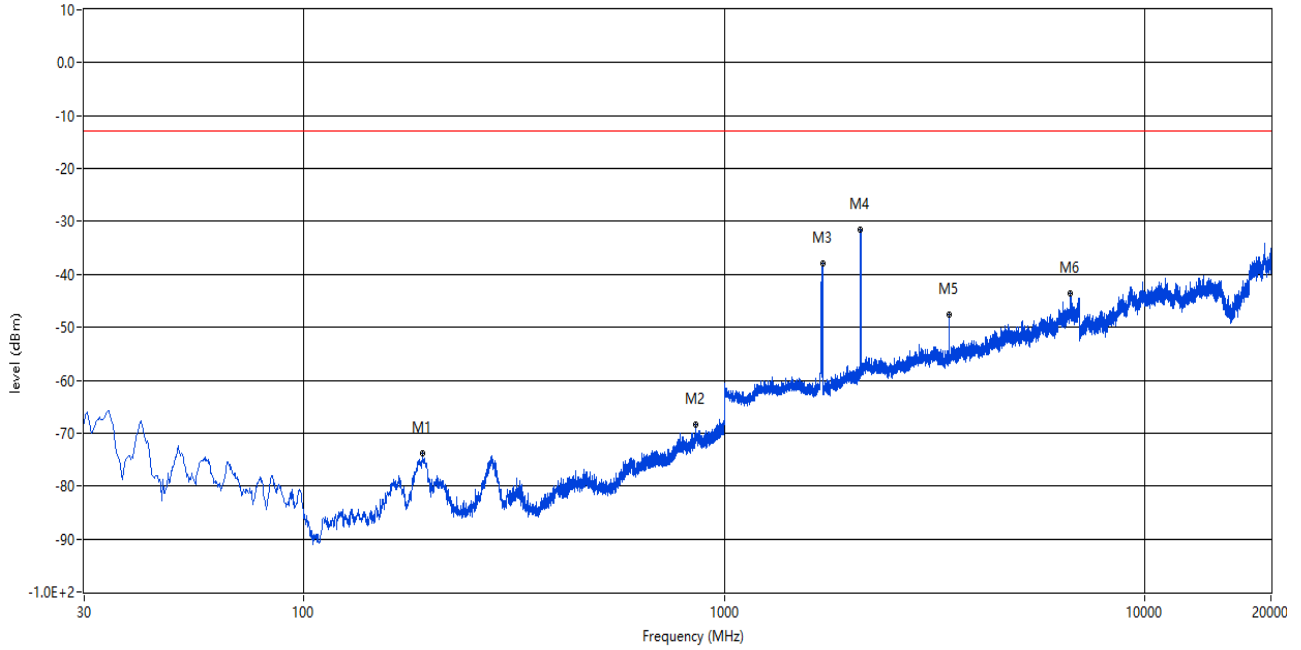


Frequency (MHz)	Result (dBm)	Factor (dB)	PK Limit (dBm)	Over Limit (dB)	Table (o)	ANT	EUT	Verdict
197.568	-71.86	-18.22	-13.0	-58.86	86.00	Horizontal	Horizontal	Pass
786.115	-69.77	-1.81	-13.0	-56.77	264.00	Horizontal	Horizontal	Pass
1712.500	-36.10	-5.76	-13.0	-23.10	230.00	Horizontal	Horizontal	N/A
2111.500	-39.68	-3.99	-13.0	-26.68	230.00	Horizontal	Horizontal	N/A
3427.000	-46.26	1.62	-13.0	-33.26	213.00	Horizontal	Horizontal	Pass
6672.000	-44.39	11.41	-13.0	-31.39	360.00	Horizontal	Horizontal	Pass



RSE-V&V-30MHz-20GHz-WCDMA-BAND4

RSE Test case\_FCC PART22&24&27\_FCC PART 27\_1700\_WCDMA B4&LTE B4

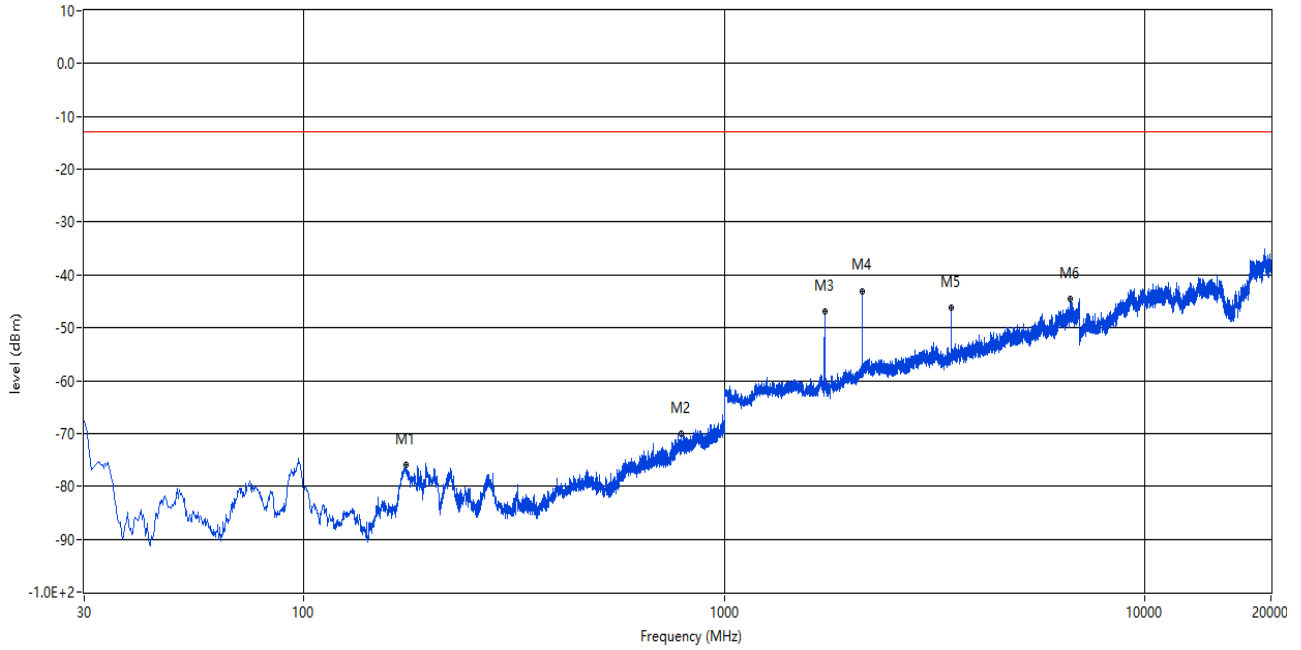


Frequency (MHz)	Result (dBm)	Factor (dB)	PK Limit (dBm)	Over Limit (dB)	Table (o)	ANT	EUT	Verdict
191.990	-73.79	-16.66	-13.0	-60.79	164.00	Vertical	Vertical	Pass
853.773	-68.46	-0.29	-13.0	-55.46	122.00	Vertical	Vertical	Pass
1713.500	-37.95	-5.76	-13.0	-24.95	98.00	Vertical	Vertical	N/A
2112.000	-31.54	-3.93	-13.0	-18.54	140.00	Vertical	Vertical	N/A
3424.000	-47.54	1.36	-13.0	-34.54	220.00	Vertical	Vertical	Pass
6658.000	-43.66	10.93	-13.0	-30.66	226.00	Vertical	Vertical	Pass

## 2.2 WCDMA Band 4 Middle Channel

### RSE-H&H-30MHz-20GHz-WCDMA-BAND4

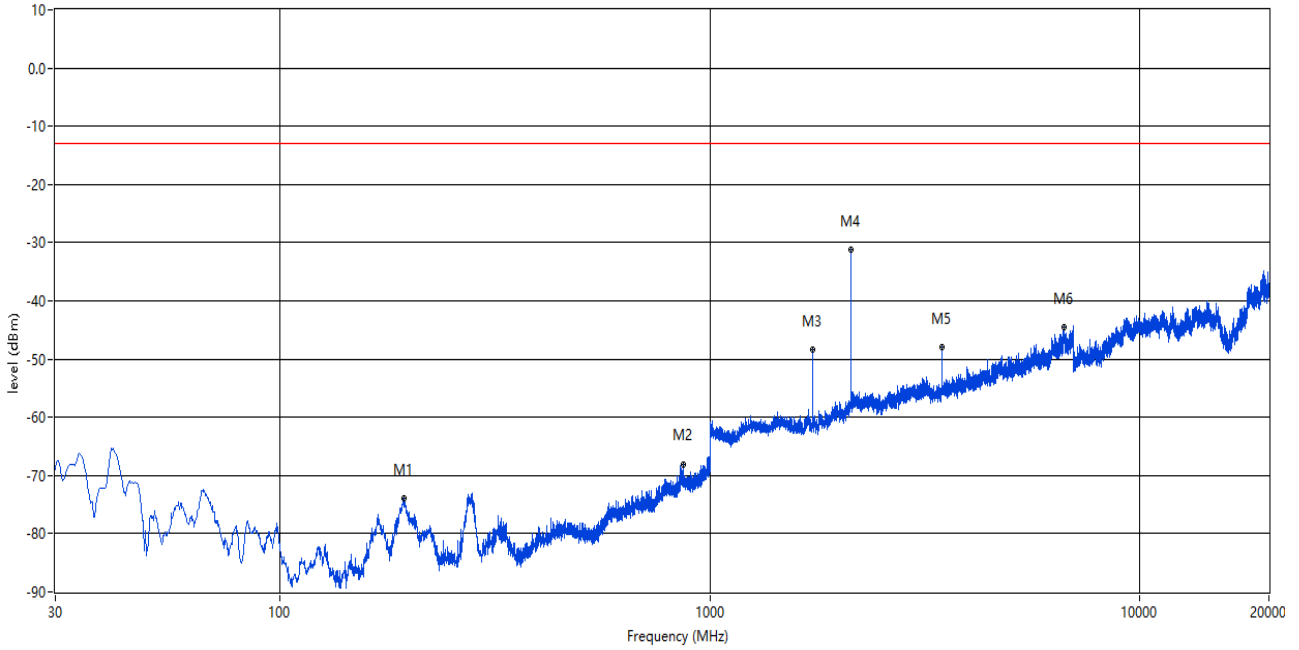
RSE Test case\_FCC PART22&24&27\_FCC PART 27\_1700\_WCDMA B4&LTE B4



Frequency (MHz)	Result (dBm)	Factor (dB)	PK Limit (dBm)	Over Limit (dB)	Table (o)	ANT	EUT	Verdict
174.530	-75.93	-17.57	-13.0	-62.93	89.00	Horizontal	Horizontal	Pass
789.025	-70.03	-1.59	-13.0	-57.03	114.00	Horizontal	Horizontal	Pass
1734.000	-46.90	-5.89	-13.0	-33.90	229.00	Horizontal	Horizontal	N/A
2134.000	-43.01	-3.60	-13.0	-30.01	170.00	Horizontal	Horizontal	N/A
3464.000	-46.16	2.11	-13.0	-33.16	242.00	Horizontal	Horizontal	Pass
6664.000	-44.51	11.08	-13.0	-31.51	83.00	Horizontal	Horizontal	Pass

RSE-V&V-30MHz-20GHz-WCDMA-BAND4

RSE Test case\_FCC PART22&24&27\_FCC PART 27\_1700\_WCDMA B4&LTE B4

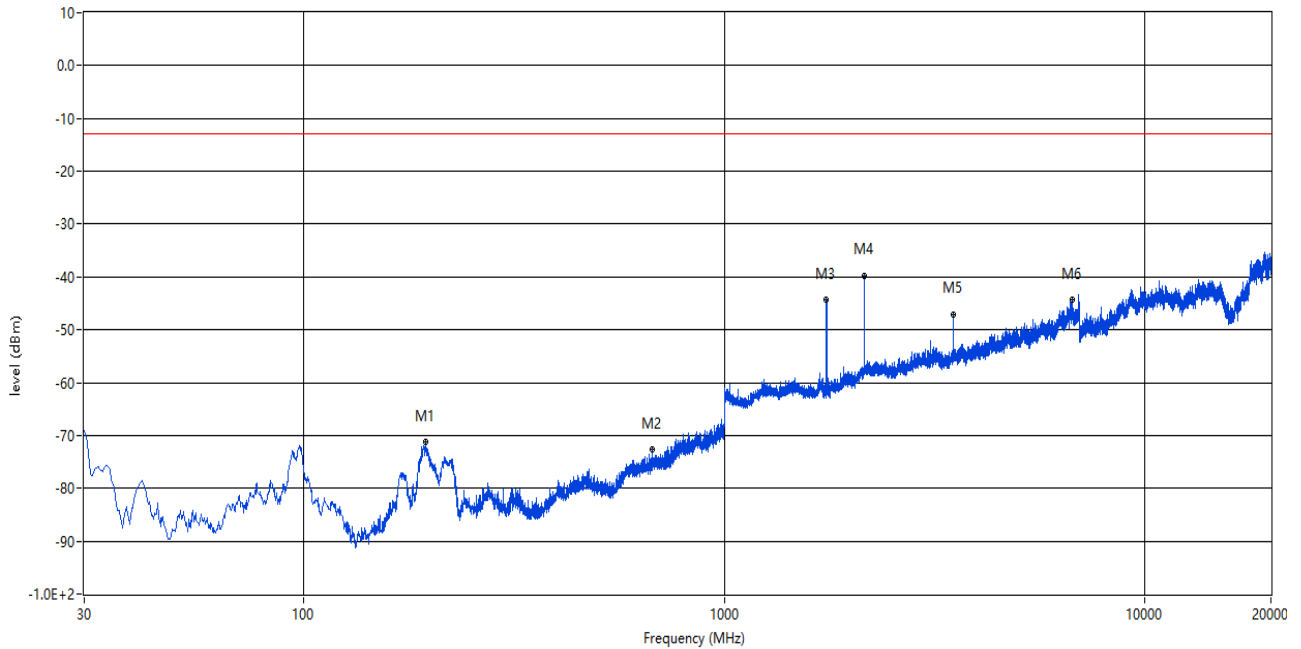


Frequency (MHz)	Result (dBm)	Factor (dB)	PK Limit (dBm)	Over Limit (dB)	Table (o)	ANT	EUT	Verdict
194.415	-73.82	-16.73	-13.0	-60.82	144.00	Vertical	Vertical	Pass
866.383	-68.05	-0.36	-13.0	-55.05	144.00	Vertical	Vertical	Pass
1734.000	-48.45	-5.89	-13.0	-35.45	83.00	Vertical	Vertical	N/A
2133.500	-31.26	-3.66	-13.0	-18.26	184.00	Vertical	Vertical	N/A
3464.000	-47.97	2.11	-13.0	-34.97	231.00	Vertical	Vertical	Pass
6660.000	-44.49	11.00	-13.0	-31.49	284.00	Vertical	Vertical	Pass

## 2.3 WCDMA Band 4 High Channel

### RSE-H&H-30MHz-20GHz-WCDMA-BAND4

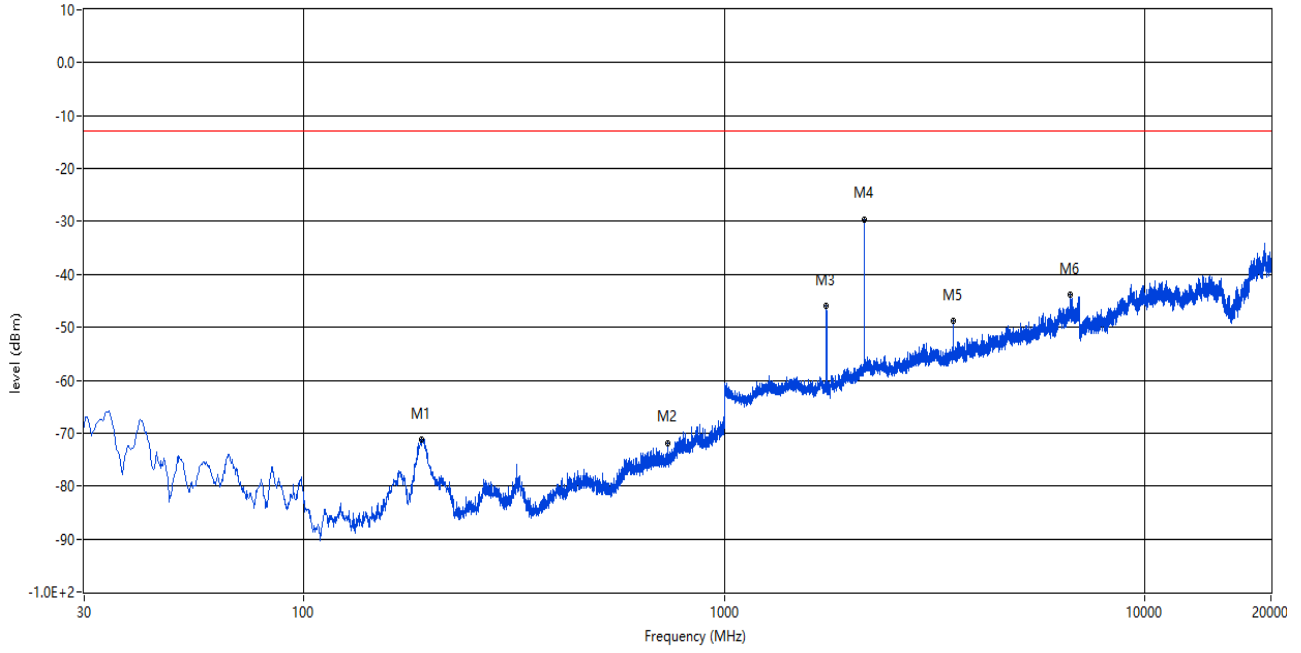
RSE Test case\_FCC PART22&24&27\_FCC PART 27\_1700\_WCDMA B4&LTE B4



Frequency (MHz)	Result (dBm)	Factor (dB)	PK Limit (dBm)	Over Limit (dB)	Table (o)	ANT	EUT	Verdict
194.415	-71.21	-16.73	-13.0	-58.21	81.00	Horizontal	Horizontal	Pass
676.020	-72.61	-4.52	-13.0	-59.61	323.00	Horizontal	Horizontal	Pass
1752.000	-44.39	-5.99	-13.0	-31.39	220.00	Horizontal	Horizontal	N/A
2154.000	-39.73	-3.17	-13.0	-26.73	189.00	Horizontal	Horizontal	N/A
3503.000	-47.02	2.36	-13.0	-34.02	225.00	Horizontal	Horizontal	Pass
6747.000	-44.31	10.51	-13.0	-31.31	100.00	Horizontal	Horizontal	Pass

RSE-V&V-30MHz-20GHz-WCDMA-BAND4

RSE Test case\_FCC PART22&24&27\_FCC PART 27\_1700\_WCDMA B4&LTE B4



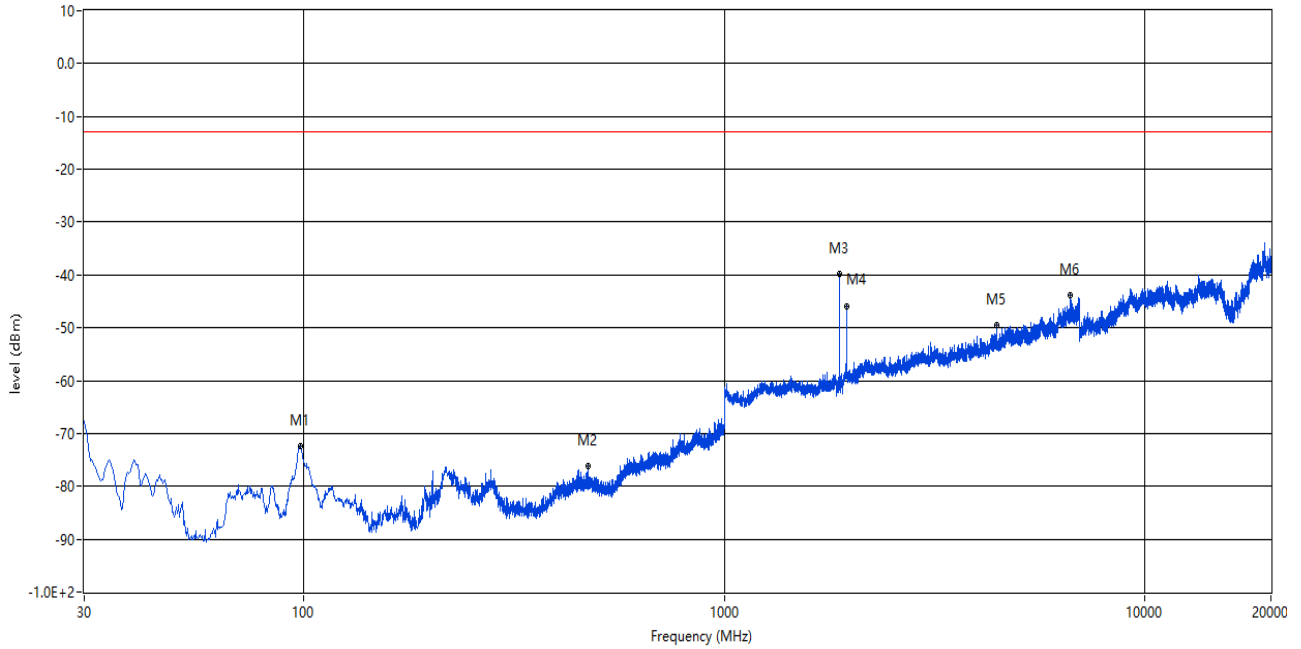
Frequency (MHz)	Result (dBm)	Factor (dB)	PK Limit (dBm)	Over Limit (dB)	Table (o)	ANT	EUT	Verdict
190.535	-71.13	-16.82	-13.0	-58.13	163.00	Vertical	Vertical	Pass
732.280	-71.82	-4.20	-13.0	-58.82	18.00	Vertical	Vertical	Pass
1751.500	-45.91	-5.99	-13.0	-32.91	73.00	Vertical	Vertical	N/A
2153.500	-29.56	-3.26	-13.0	-16.56	235.00	Vertical	Vertical	N/A
3504.000	-48.80	2.16	-13.0	-35.80	269.00	Vertical	Vertical	Pass
6666.000	-43.82	11.25	-13.0	-30.82	135.00	Vertical	Vertical	Pass

### 3 LTE Band 2

#### 3.1 LTE Band 2 Bandwidth 1.4MHz, Middle Channel

RSE-H&V 1.4wid 30MHz-20GHz MID

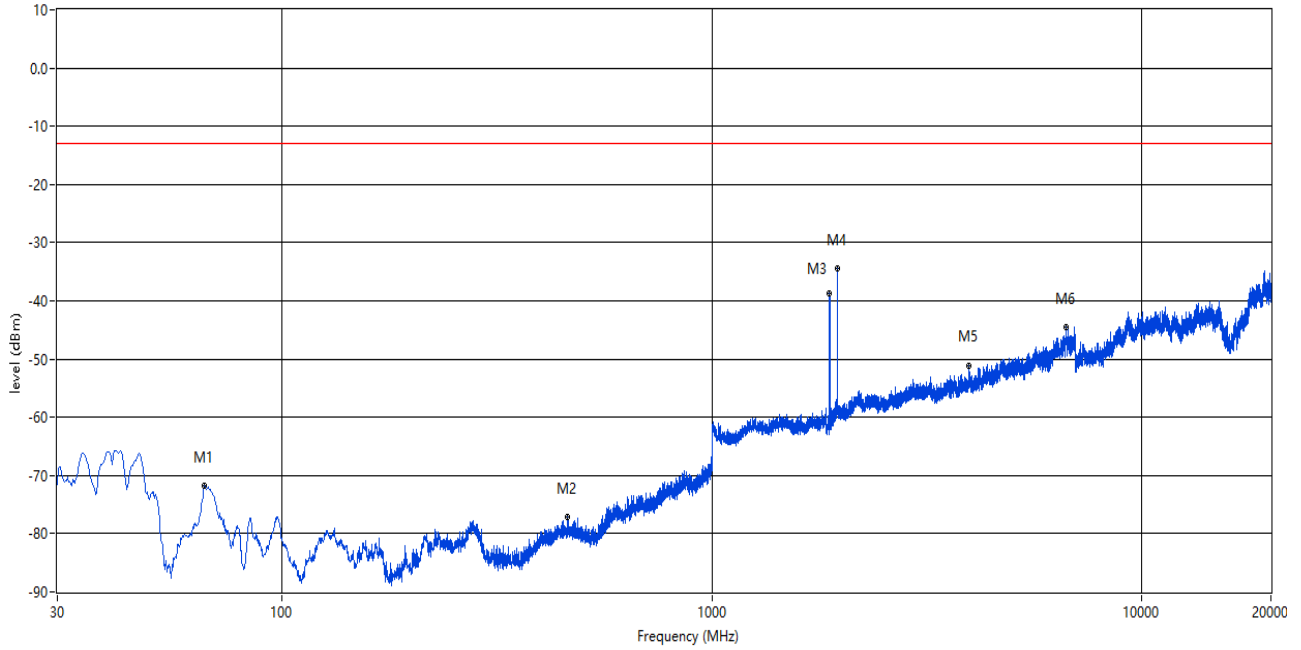
RSE Test case\_FCC PART22&24&27\_FCC PART 24\_1900\_GSM 1900&WCDMA B2&CDMA BC1&LTE B2&25



Frequency (MHz)	Result (dBm)	Factor (dB)	PK Limit (dBm)	Over Limit (dB)	Table (o)	ANT	EUT	Verdict
97.900	-72.44	-23.02	-13.0	-59.44	0.00	Horizontal	Vertical	Pass
474.987	-76.16	-8.73	-13.0	-63.16	161.00	Horizontal	Vertical	Pass
1880.000	-39.85	-5.69	-13.0	-26.85	333.00	Horizontal	Vertical	N/A
1960.500	-45.97	-4.94	-13.0	-32.97	17.00	Horizontal	Vertical	N/A
4445.000	-49.53	4.27	-13.0	-36.53	21.00	Horizontal	Vertical	Pass
6667.000	-43.75	11.29	-13.0	-30.75	0.00	Horizontal	Vertical	Pass

## RSE-V&V 1.4wid 30MHz-20GHz MID

RSE Test case\_FCC PART22&24&27\_FCC PART 24\_1900\_GSM 1900&WCDMA B2&CDMA BC1&LTE B2&25

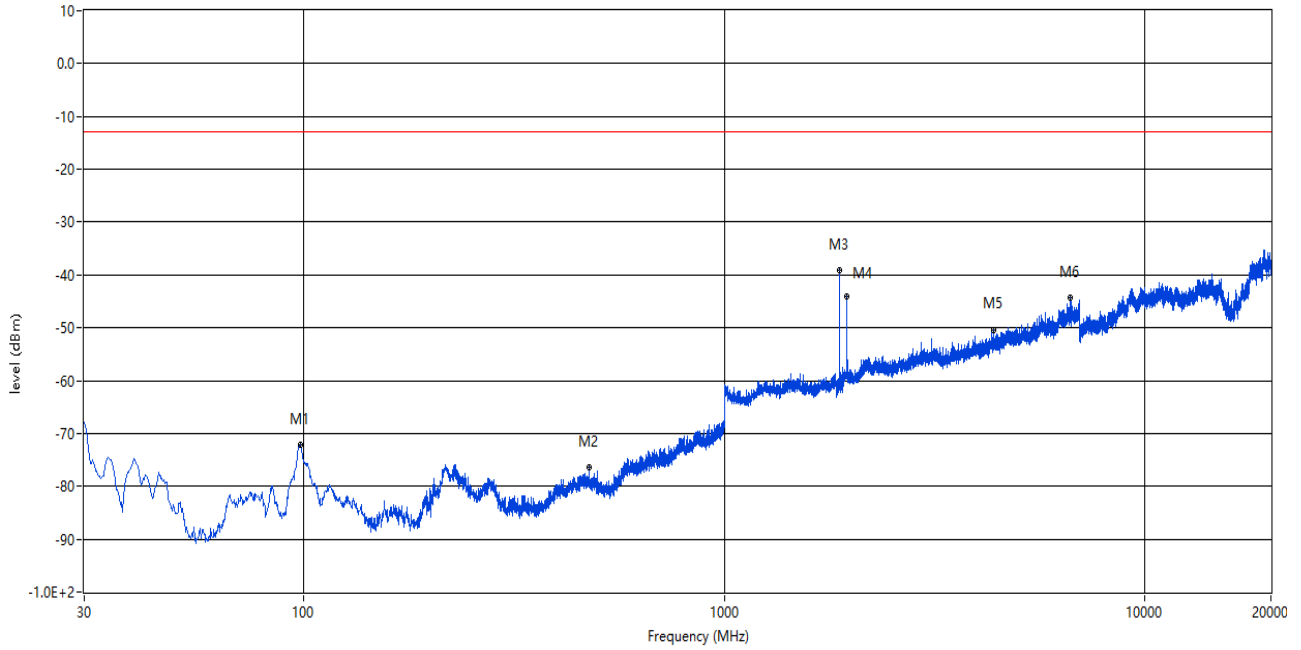


Frequency (MHz)	Result (dBm)	Factor (dB)	PK Limit (dBm)	Over Limit (dB)	Table (o)	ANT	EUT	Verdict
65.890	-71.76	-18.62	-13.0	-58.76	70.00	Vertical	Vertical	Pass
461.165	-77.12	-8.77	-13.0	-64.12	187.00	Vertical	Vertical	Pass
1880.000	-38.64	-5.69	-13.0	-25.64	220.00	Vertical	Vertical	N/A
1960.500	-34.49	-4.94	-13.0	-21.49	230.00	Vertical	Vertical	N/A
3972.000	-51.11	3.83	-13.0	-38.11	199.00	Vertical	Vertical	Pass
6686.000	-44.61	9.90	-13.0	-31.61	190.00	Vertical	Vertical	Pass

### 3.2 LTE Band 2 Bandwidth 3MHz, Middle Channel

#### RSE-H&V 3wid 30MHz-20GHz MID

RSE Test case\_FCC PART22&24&27\_FCC PART 24\_1900\_GSM 1900&WCDMA B2&CDMA BC1&LTE B2&25

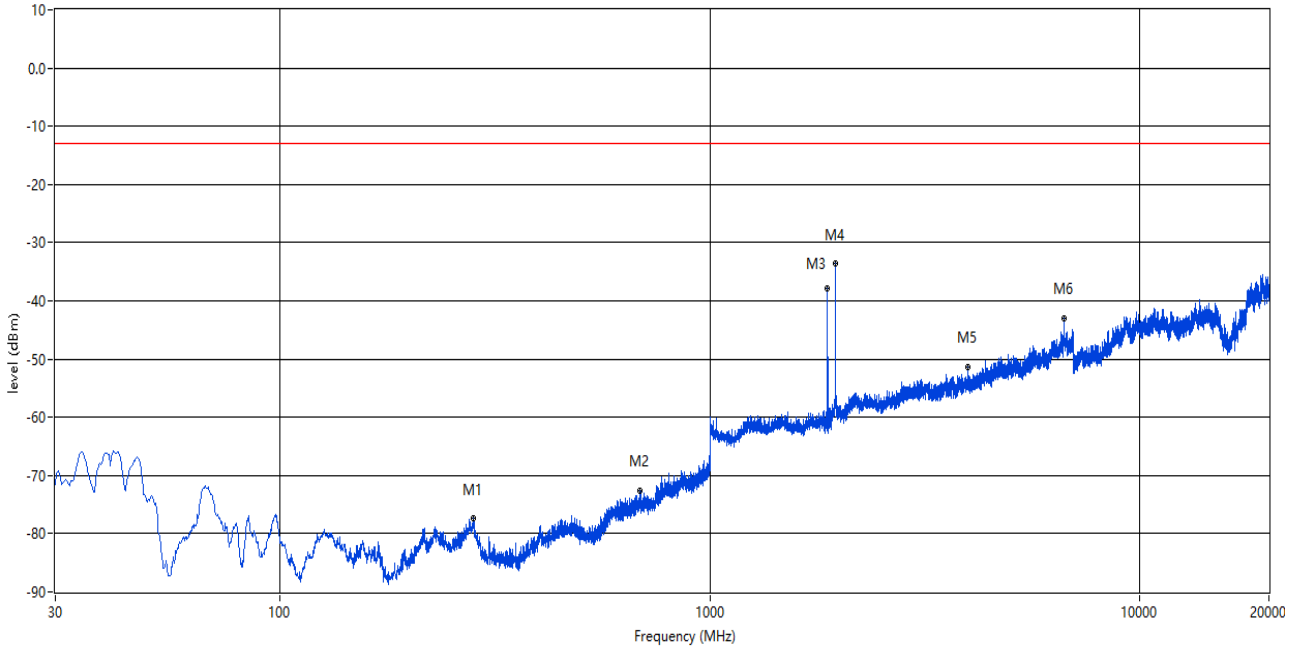


Frequency (MHz)	Result (dBm)	Factor (dB)	PK Limit (dBm)	Over Limit (dB)	Table (o)	ANT	EUT	Verdict
98.143	-72.09	-23.01	-13.0	-59.09	14.00	Horizontal	Vertical	Pass
476.442	-76.38	-8.75	-13.0	-63.38	323.00	Horizontal	Vertical	Pass
1879.500	-39.13	-5.69	-13.0	-26.13	320.00	Horizontal	Vertical	N/A
1960.000	-44.02	-5.00	-13.0	-31.02	8.00	Horizontal	Vertical	N/A
4371.000	-50.31	4.60	-13.0	-37.31	294.00	Horizontal	Vertical	Pass
6654.000	-44.29	10.49	-13.0	-31.29	108.00	Horizontal	Vertical	Pass



RSE-V&V 3wid 30MHz-20GHz MID

RSE Test case\_FCC PART22&24&27\_FCC PART 24\_1900\_GSM 1900&WCDMA B2&CDMA BC1&LTE B2&25

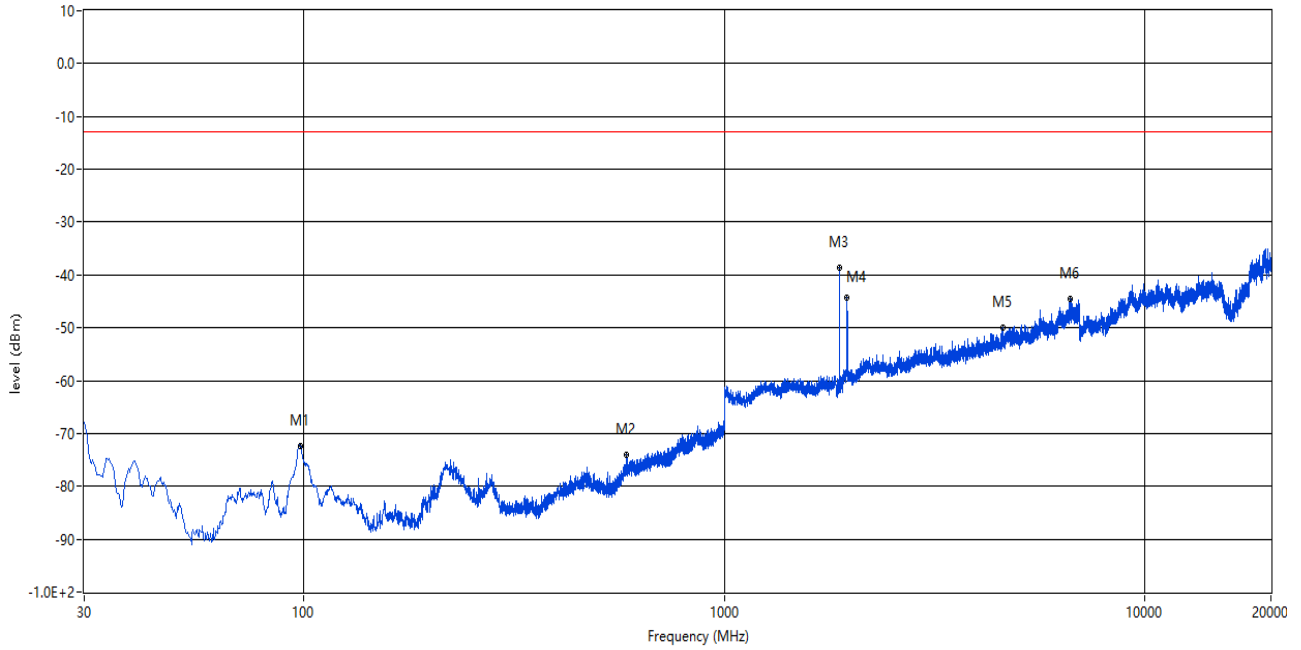


Frequency (MHz)	Result (dBm)	Factor (dB)	PK Limit (dBm)	Over Limit (dB)	Table (o)	ANT	EUT	Verdict
281.958	-77.41	-13.02	-13.0	-64.41	72.00	Vertical	Vertical	Pass
686.447	-72.55	-4.00	-13.0	-59.55	200.00	Vertical	Vertical	Pass
1879.500	-37.94	-5.69	-13.0	-24.94	225.00	Vertical	Vertical	N/A
1961.000	-33.56	-4.88	-13.0	-20.56	235.00	Vertical	Vertical	N/A
3986.000	-51.27	4.54	-13.0	-38.27	234.00	Vertical	Vertical	Pass
6668.000	-42.95	11.32	-13.0	-29.95	243.00	Vertical	Vertical	Pass

### 3.3 LTE Band 2 Bandwidth 5MHz, Middle Channel

#### RSE-H&V 5wid 30MHz-20GHz MID

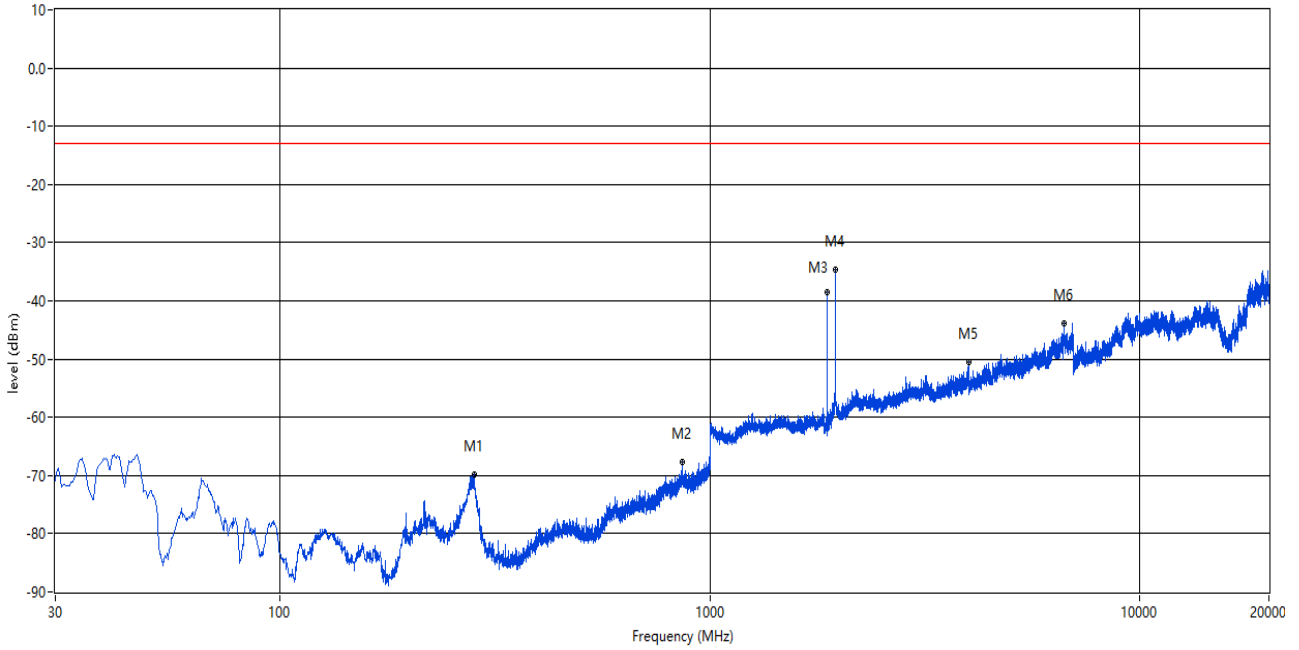
RSE Test case\_FCC PART22&24&27\_FCC PART 24\_1900\_GSM 1900&WCDMA B2&CDMA BC1&LTE B2&25



Frequency (MHz)	Result (dBm)	Factor (dB)	PK Limit (dBm)	Over Limit (dB)	Table (o)	ANT	EUT	Verdict
97.900	-72.31	-23.02	-13.0	-59.31	4.00	Horizontal	Vertical	Pass
583.870	-73.98	-6.01	-13.0	-60.98	147.00	Horizontal	Vertical	Pass
1878.500	-38.58	-5.70	-13.0	-25.58	335.00	Horizontal	Vertical	N/A
1960.000	-44.22	-5.00	-13.0	-31.22	13.00	Horizontal	Vertical	N/A
4602.000	-49.94	4.71	-13.0	-36.94	322.00	Horizontal	Vertical	Pass
6656.000	-44.62	10.68	-13.0	-31.62	246.00	Horizontal	Vertical	Pass

RSE-V&V 5wid 30MHz-20GHz MID

RSE Test case\_FCC PART22&24&27\_FCC PART 24\_1900\_GSM 1900&WCDMA B2&CDMA BC1&LTE B2&25

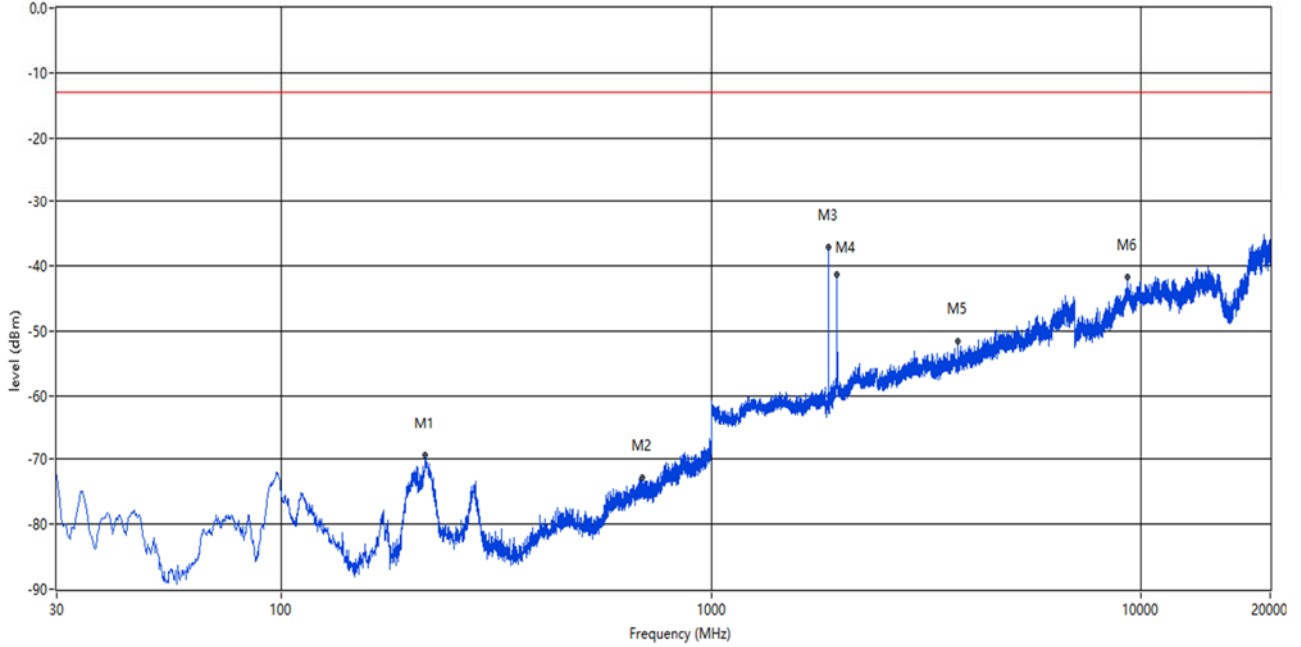


Frequency (MHz)	Result (dBm)	Factor (dB)	PK Limit (dBm)	Over Limit (dB)	Table (o)	ANT	EUT	Verdict
282.685	-69.79	-13.15	-13.0	-56.79	360.00	Vertical	Vertical	Pass
863.715	-67.75	-0.02	-13.0	-54.75	157.00	Vertical	Vertical	Pass
1878.500	-38.40	-5.70	-13.0	-25.40	184.00	Vertical	Vertical	N/A
1959.500	-34.70	-5.07	-13.0	-21.70	216.00	Vertical	Vertical	N/A
4007.000	-50.51	3.72	-13.0	-37.51	29.00	Vertical	Vertical	Pass
6683.000	-43.92	10.42	-13.0	-30.92	355.00	Vertical	Vertical	Pass

### 3.4 LTE Band 2 Bandwidth 10MHz, Middle Channel

#### RSE-H&V 10wid 30MHz-20GHz MID

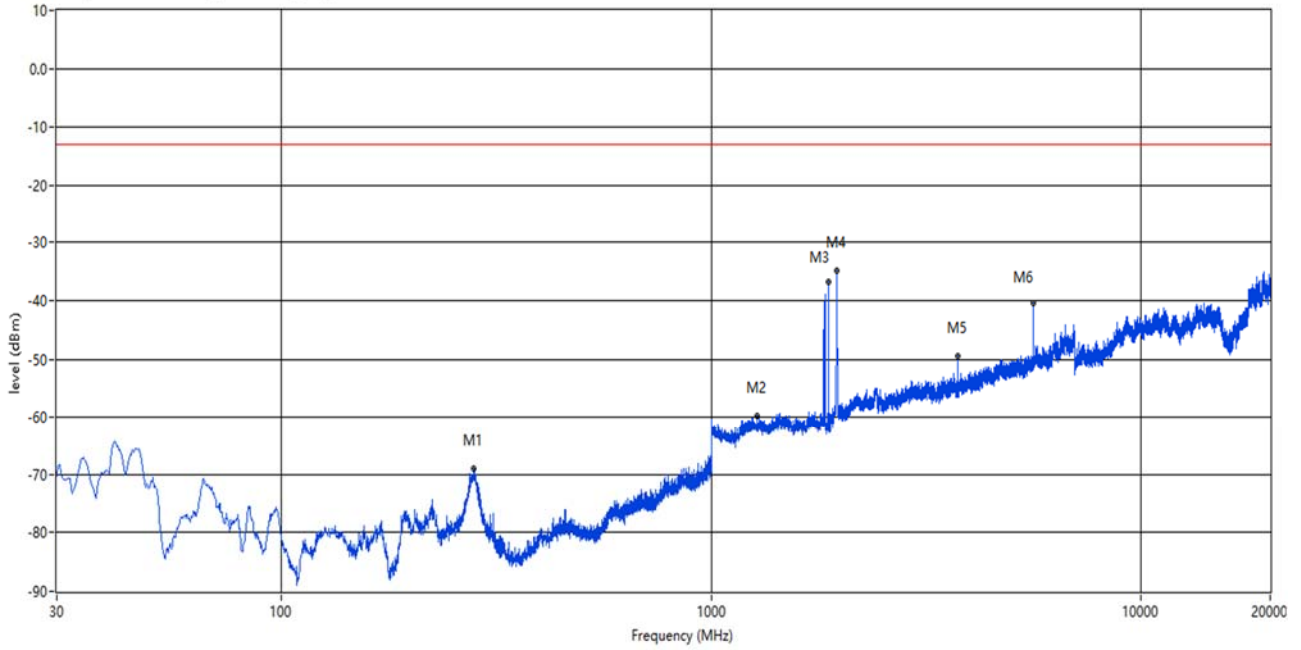
RSE Test case\_FCC PART22&24&27\_FCC PART 24\_1900\_GSM 1900&WCDMA B2&CDMA BC1&LTE B2&25



Frequency (MHz)	Result (dBm)	Factor (dB)	PK Limit (dBm)	Over Limit (dB)	Table (o)	ANT	EUT	Verdict
216.240	-69.40	-16.93	-13.0	-56.40	103.00	Horizontal	Vertical	Pass
691.540	-72.84	-4.05	-13.0	-59.84	345.00	Horizontal	Vertical	Pass
1876.000	-37.10	-5.72	-13.0	-24.10	152.00	Horizontal	Vertical	N/A
1963.500	-41.33	-4.87	-13.0	-28.33	351.00	Horizontal	Vertical	N/A
3752.000	-51.59	1.65	-13.0	-38.59	0.00	Horizontal	Vertical	Pass
9300.000	-41.75	15.28	-13.0	-28.75	303.00	Horizontal	Vertical	Pass

RSE-V&V 10wid 30MHz-20GHz MID

RSE Test case\_FCC PART22&24&27\_FCC PART 24\_1900\_GSM 1900&WCDMA B2&CDMA BC1&LTE B2&25

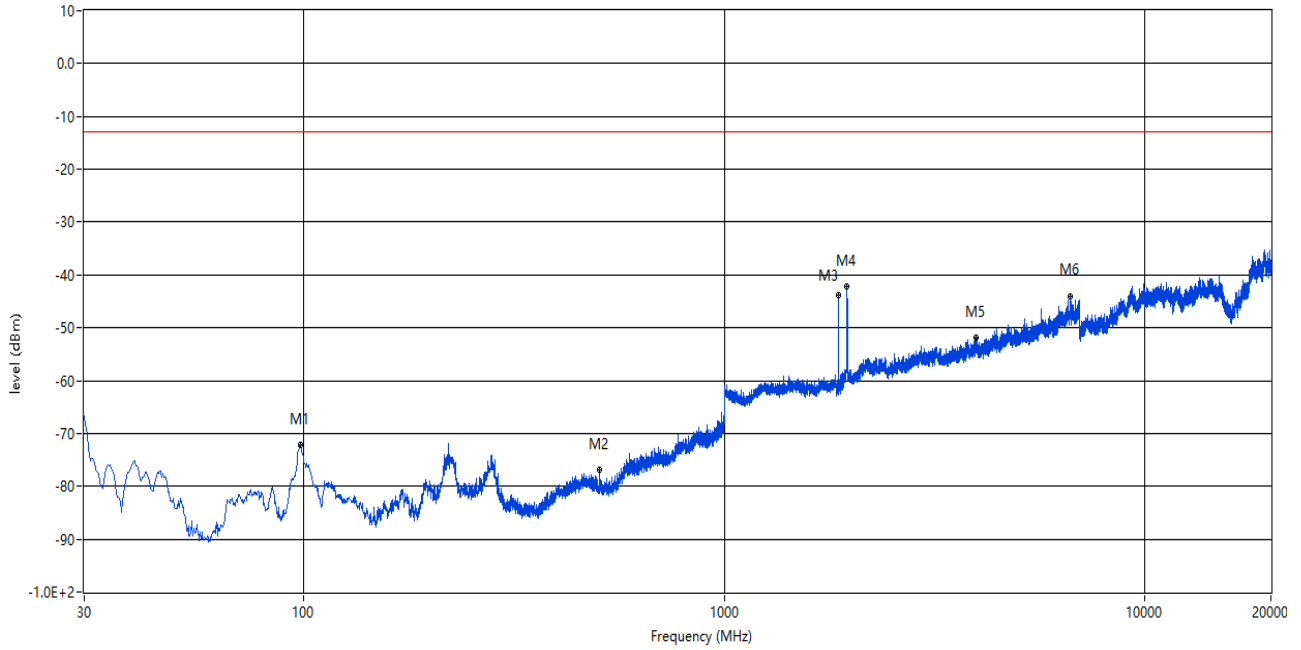


Frequency (MHz)	Result (dBm)	Factor (dB)	PK Limit (dBm)	Over Limit (dB)	Table (o)	ANT	EUT	Verdict
280.502	-69.04	-12.72	-13.0	-56.04	0.00	Vertical	Vertical	Pass
1280.500	-59.84	-6.83	-13.0	-46.84	37.00	Vertical	Vertical	Pass
1876.000	-36.85	-5.72	-13.0	-23.85	198.00	Vertical	Vertical	N/A
1957.000	-34.92	-4.80	-13.0	-21.92	238.00	Vertical	Vertical	N/A
3752.000	-49.53	1.65	-13.0	-36.53	10.00	Vertical	Vertical	Pass
5627.000	-40.48	6.11	-13.0	-27.48	85.00	Vertical	Vertical	Pass

### 3.5 LTE Band 2 Bandwidth 15MHz, Middle Channel

#### RSE-H&V 15wid 30MHz-20GHz MID

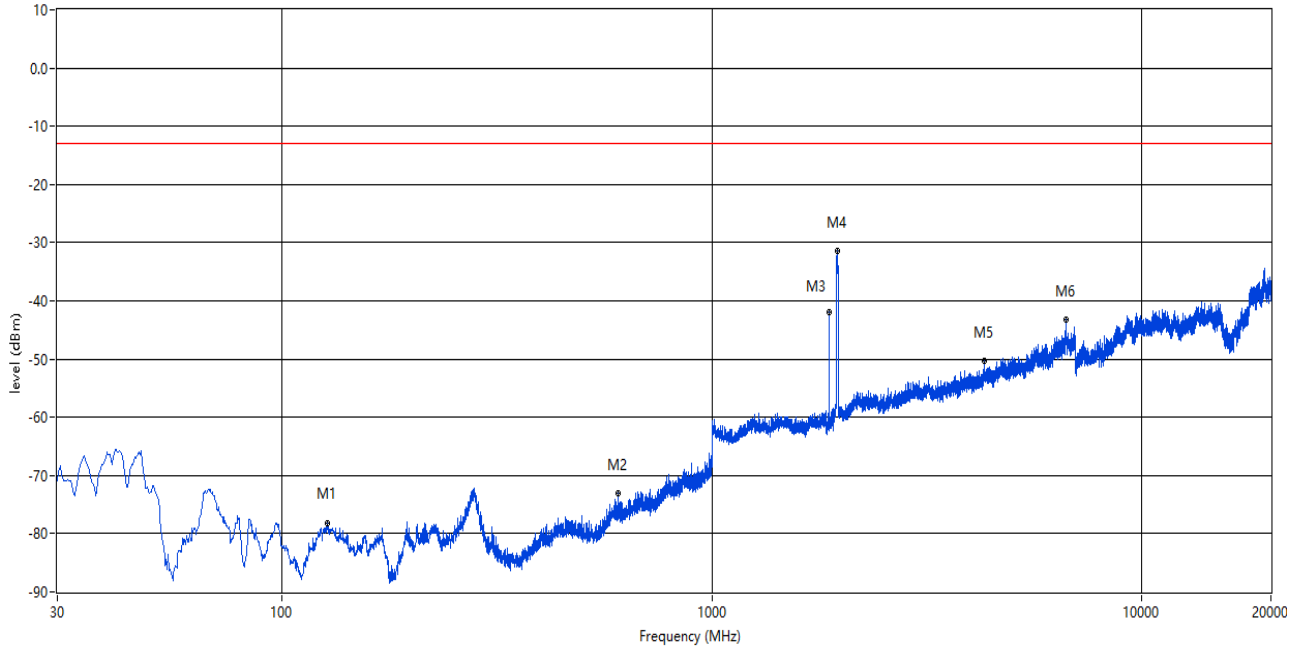
RSE Test case\_FCC PART22&24&27\_FCC PART 24\_1900\_GSM 1900&WCDMA B2&CDMA BC1&LTE B2&25



Frequency (MHz)	Result (dBm)	Factor (dB)	PK Limit (dBm)	Over Limit (dB)	Table (o)	ANT	EUT	Verdict
97.900	-72.26	-23.02	-13.0	-59.26	17.00	Horizontal	Vertical	Pass
505.785	-76.79	-9.54	-13.0	-63.79	240.00	Horizontal	Vertical	Pass
1874.000	-43.80	-5.73	-13.0	-30.80	322.00	Horizontal	Vertical	N/A
1956.500	-42.16	-4.91	-13.0	-29.16	3.00	Horizontal	Vertical	N/A
3985.000	-51.78	4.44	-13.0	-38.78	173.00	Horizontal	Vertical	Pass
6673.000	-43.94	11.36	-13.0	-30.94	38.00	Horizontal	Vertical	Pass

## RSE-V&V 15wid 30MHz-20GHz MID

RSE Test case\_FCC PART22&24&27\_FCC PART 24\_1900\_GSM 1900&WCDMA B2&CDMA BC1&LTE B2&25

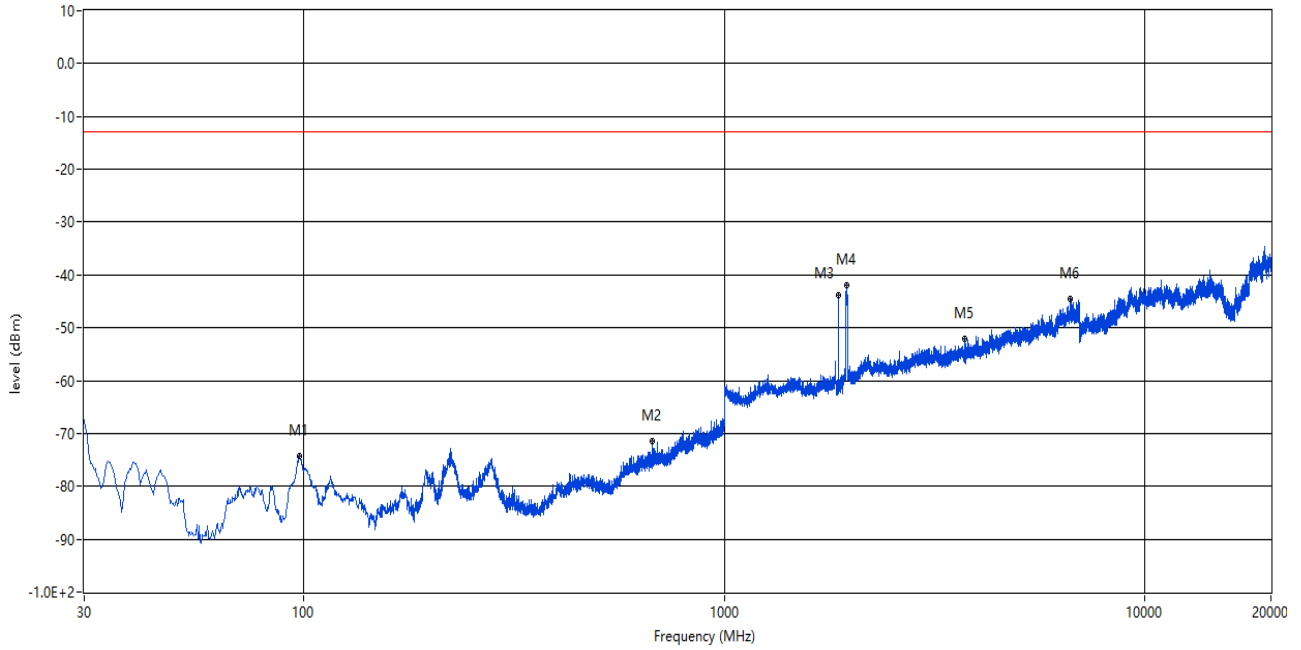


Frequency (MHz)	Result (dBm)	Factor (dB)	PK Limit (dBm)	Over Limit (dB)	Table (o)	ANT	EUT	Verdict
127.728	-78.12	-20.97	-13.0	-65.12	45.00	Vertical	Vertical	Pass
604.725	-73.05	-5.52	-13.0	-60.05	226.00	Vertical	Vertical	Pass
1874.000	-42.03	-5.73	-13.0	-29.03	231.00	Vertical	Vertical	N/A
1955.000	-31.39	-5.12	-13.0	-18.39	231.00	Vertical	Vertical	N/A
4300.000	-50.37	4.71	-13.0	-37.37	201.00	Vertical	Vertical	Pass
6671.000	-43.31	11.49	-13.0	-30.31	0.00	Vertical	Vertical	Pass

### 3.6 LTE Band 2 Bandwidth 20MHz, Middle Channel

#### RSE-H&V 20wid 30MHz-20GHz MID

RSE Test case\_FCC PART22&24&27\_FCC PART 24\_1900\_GSM 1900&WCDMA B2&CDMA BC1&LTE B2&25

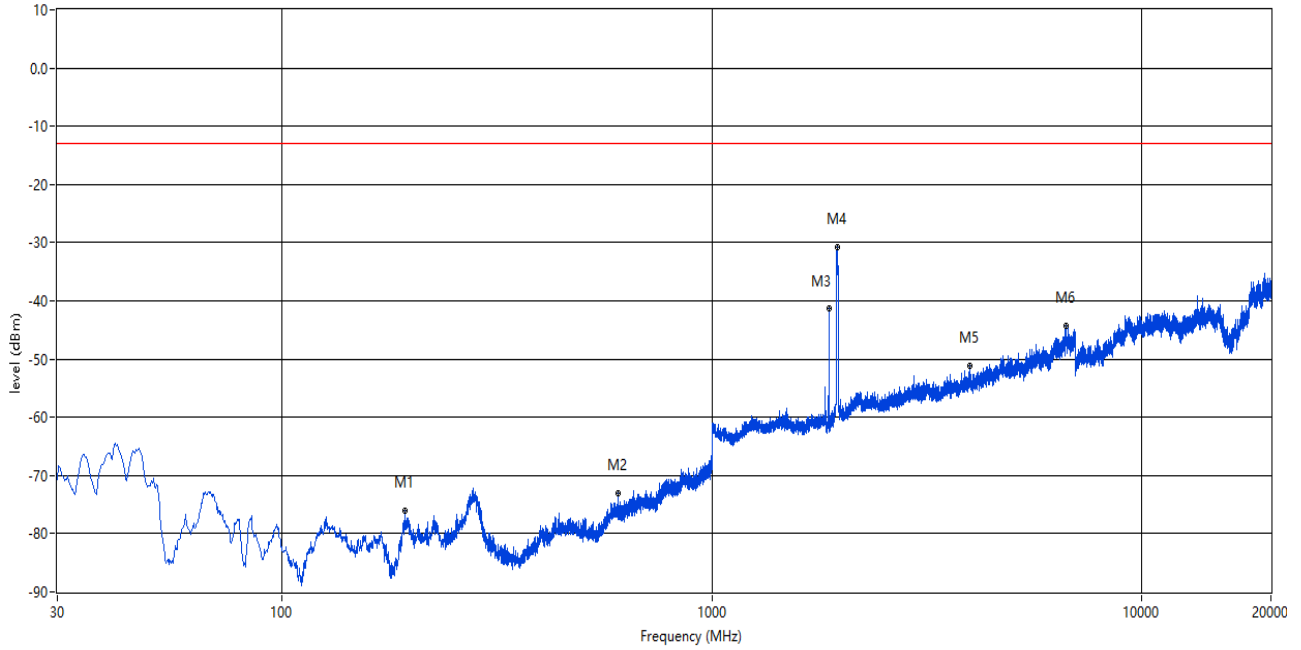


Frequency (MHz)	Result (dBm)	Factor (dB)	PK Limit (dBm)	Over Limit (dB)	Table (o)	ANT	EUT	Verdict
97.415	-74.22	-23.07	-13.0	-61.22	0.00	Horizontal	Vertical	Pass
674.322	-71.53	-4.24	-13.0	-58.53	211.00	Horizontal	Vertical	Pass
1871.500	-43.85	-5.75	-13.0	-30.85	201.00	Horizontal	Vertical	N/A
1957.000	-42.05	-4.80	-13.0	-29.05	20.00	Horizontal	Vertical	N/A
3743.000	-52.07	1.70	-13.0	-39.07	29.00	Horizontal	Vertical	Pass
6677.000	-44.58	11.13	-13.0	-31.58	110.00	Horizontal	Vertical	Pass



## RSE-V&V 20wid 30MHz-20GHz MID

RSE Test case\_FCC PART22&24&27\_FCC PART 24\_1900\_GSM 1900&WCDMA B2&CDMA BC1&LTE B2&25



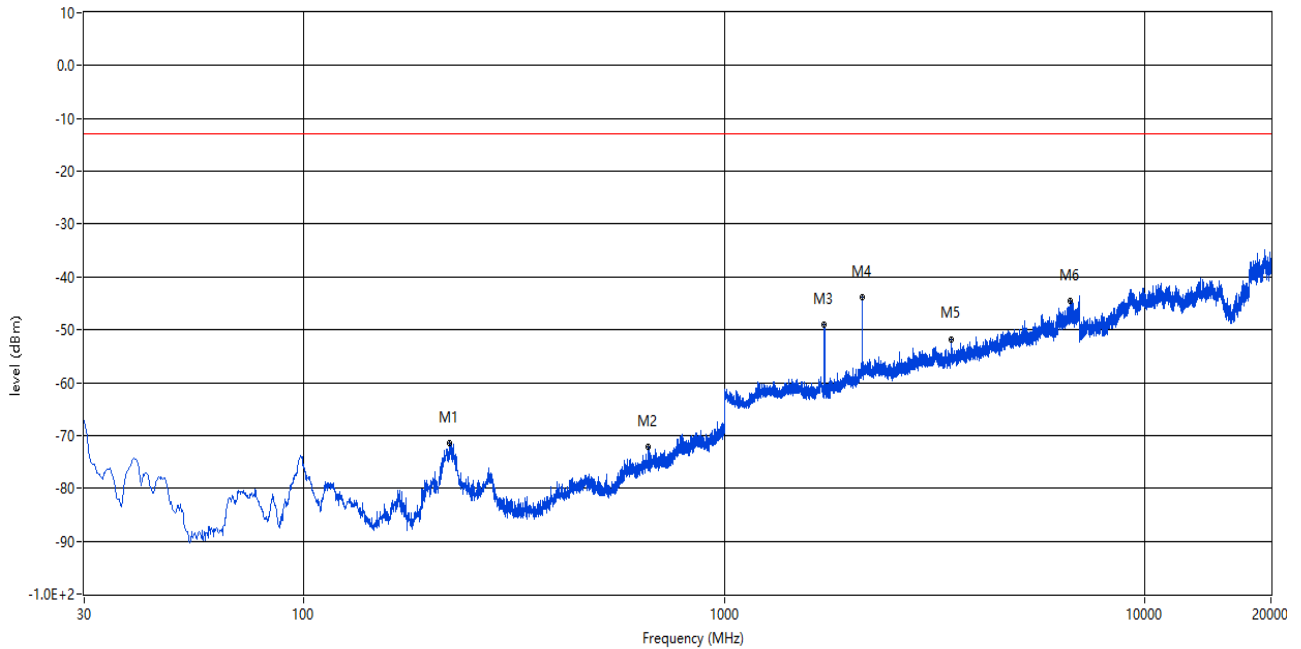
Frequency (MHz)	Result (dBm)	Factor (dB)	PK Limit (dBm)	Over Limit (dB)	Table (o)	ANT	EUT	Verdict
193.445	-76.13	-16.65	-13.0	-63.13	50.00	Vertical	Vertical	Pass
605.937	-73.09	-5.63	-13.0	-60.09	358.00	Vertical	Vertical	Pass
1871.500	-41.35	-5.75	-13.0	-28.35	231.00	Vertical	Vertical	N/A
1957.000	-30.82	-4.80	-13.0	-17.82	231.00	Vertical	Vertical	N/A
3989.000	-51.19	4.68	-13.0	-38.19	330.00	Vertical	Vertical	Pass
6668.000	-44.32	11.32	-13.0	-31.32	152.00	Vertical	Vertical	Pass

## 4 LTE Band 4

### 4.1 LTE Band 4 Bandwidth 1.4MHz, Middle Channel

#### RSE-H&V 1.4wid 30MHz-20GHz MID

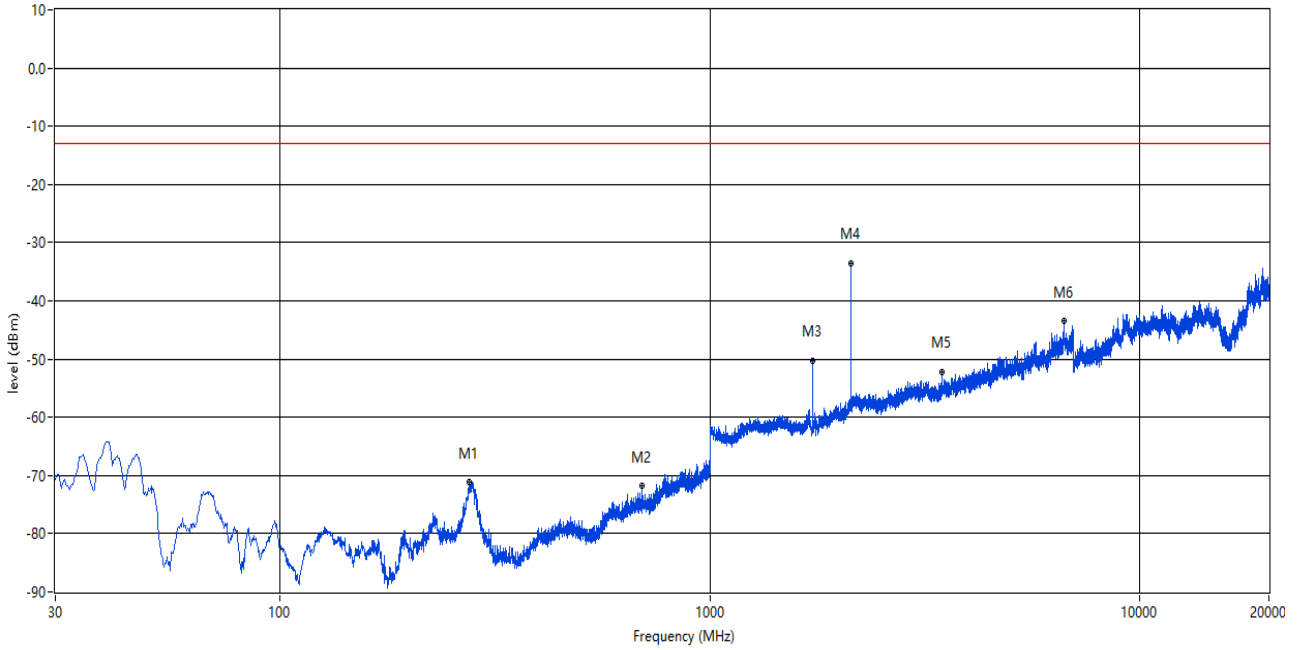
RSE Test case\_FCC PART22&24&27\_FCC PART 27\_1700\_WCDMA B4&LTE B4



Frequency (MHz)	Result (dBm)	Factor (dB)	PK Limit (dBm)	Over Limit (dB)	Table (o)	ANT	EUT	Verdict
222.545	-71.38	-15.95	-13.0	-58.38	143.00	Horizontal	Vertical	Pass
660.742	-72.17	-4.75	-13.0	-59.17	343.00	Horizontal	Vertical	Pass
1732.500	-48.98	-5.88	-13.0	-35.98	171.00	Horizontal	Vertical	N/A
2133.000	-43.83	-3.74	-13.0	-30.83	155.00	Horizontal	Vertical	N/A
3465.000	-51.75	2.05	-13.0	-38.75	210.00	Horizontal	Vertical	Pass
6675.000	-44.49	11.30	-13.0	-31.49	138.00	Horizontal	Vertical	Pass

RSE-V&V 1.4wid 30MHz-20GHz MID

RSE Test case\_FCC PART22&24&27\_FCC PART 27\_1700\_WCDMA B4&LTE B4

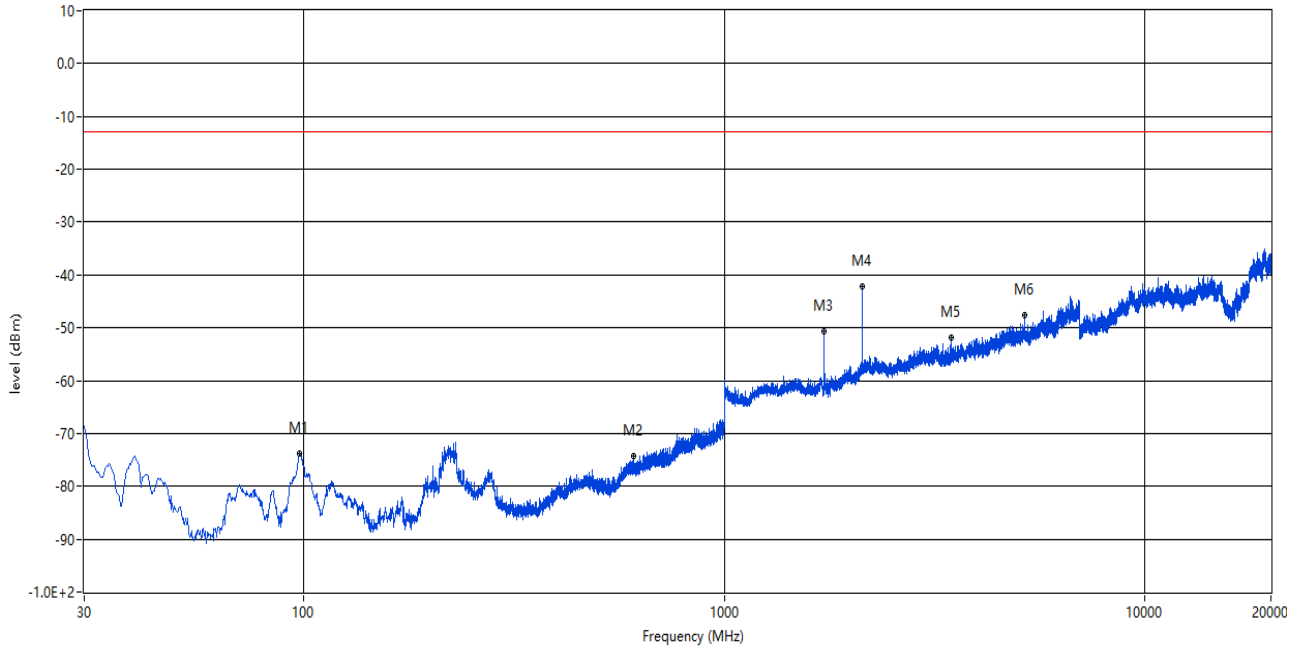


Frequency (MHz)	Result (dBm)	Factor (dB)	PK Limit (dBm)	Over Limit (dB)	Table (o)	ANT	EUT	Verdict
275.895	-71.09	-12.67	-13.0	-58.09	42.00	Vertical	Vertical	Pass
696.633	-71.74	-4.18	-13.0	-58.74	42.00	Vertical	Vertical	Pass
1732.500	-50.24	-5.88	-13.0	-37.24	260.00	Vertical	Vertical	N/A
2133.000	-33.52	-3.74	-13.0	-20.52	169.00	Vertical	Vertical	N/A
3465.000	-52.19	2.05	-13.0	-39.19	326.00	Vertical	Vertical	Pass
6680.000	-43.46	11.05	-13.0	-30.46	197.00	Vertical	Vertical	Pass

## 4.2 LTE Band 4 Bandwidth 3MHz, Middle Channel

### RSE-H&V 3wid 30MHz-20GHz MID

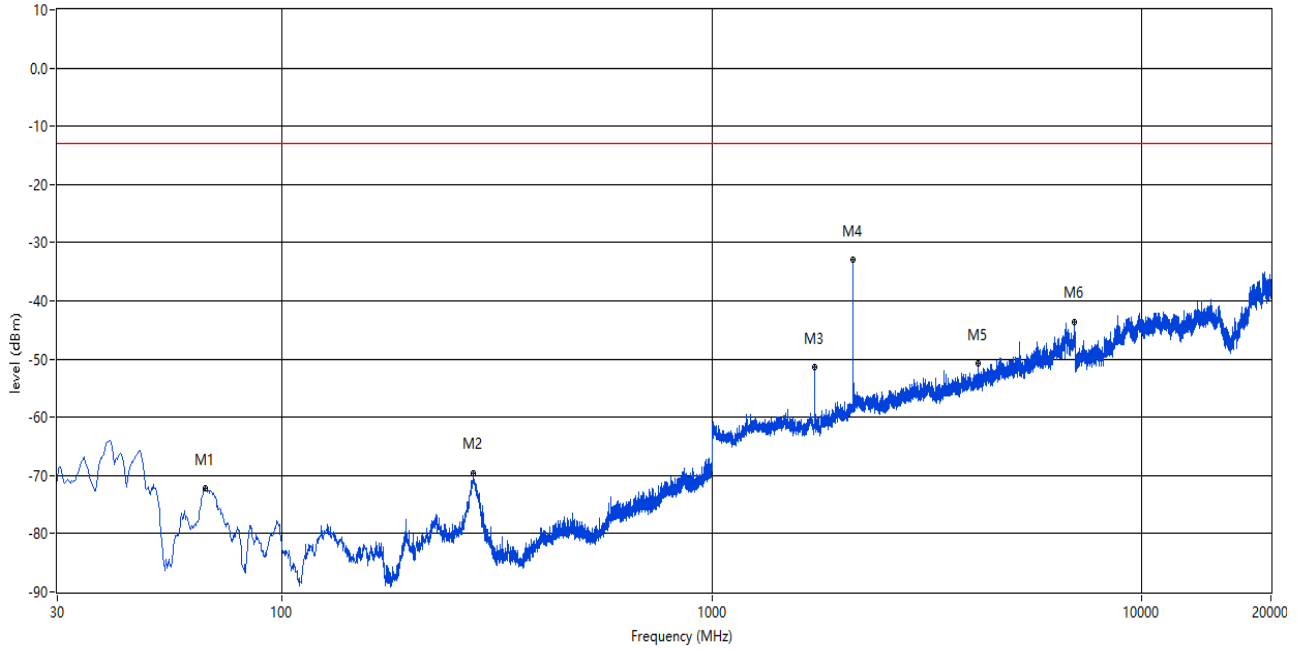
RSE Test case\_FCC PART22&24&27\_FCC PART 27\_1700\_WCDMA B4&LTE B4



Frequency (MHz)	Result (dBm)	Factor (dB)	PK Limit (dBm)	Over Limit (dB)	Table (o)	ANT	EUT	Verdict
97.415	-73.84	-23.01	-13.0	-60.84	14.00	Horizontal	Vertical	Pass
608.120	-74.36	-5.62	-13.0	-61.36	360.00	Horizontal	Vertical	Pass
1731.500	-50.65	-5.87	-13.0	-37.65	169.00	Horizontal	Vertical	N/A
2133.500	-42.10	-3.66	-13.0	-29.10	162.00	Horizontal	Vertical	N/A
3463.000	-51.80	2.08	-13.0	-38.80	161.00	Horizontal	Vertical	Pass
5194.000	-47.66	5.42	-13.0	-34.66	155.00	Horizontal	Vertical	Pass

RSE-V&V 3wid 30MHz-20GHz MID

RSE Test case\_FCC PART22&24&27\_FCC PART 27\_1700\_WCDMA B4&LTE B4

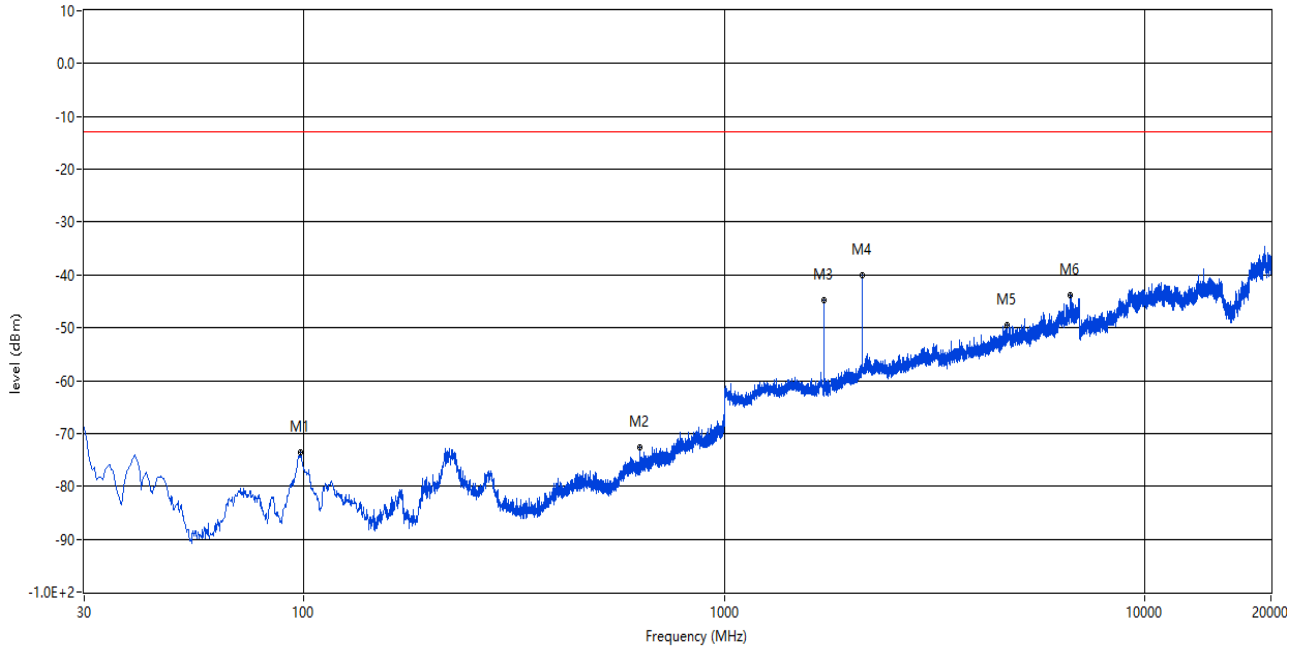


Frequency (MHz)	Result (dBm)	Factor (dB)	PK Limit (dBm)	Over Limit (dB)	Table (o)	ANT	EUT	Verdict
66.132	-72.26	-18.63	-13.0	-59.26	29.00	Vertical	Vertical	Pass
278.562	-69.54	-12.41	-13.0	-56.54	0.00	Vertical	Vertical	Pass
1732.000	-51.47	-5.87	-13.0	-38.47	220.00	Vertical	Vertical	N/A
2132.500	-33.01	-3.83	-13.0	-20.01	162.00	Vertical	Vertical	N/A
4158.000	-50.78	3.66	-13.0	-37.78	82.00	Vertical	Vertical	Pass
6984.000	-43.61	11.26	-13.0	-30.61	36.00	Vertical	Vertical	Pass

### 4.3 LTE Band 4 Bandwidth 5MHz, Middle Channel

#### RSE-H&V 5wid 30MHz-20GHz MID

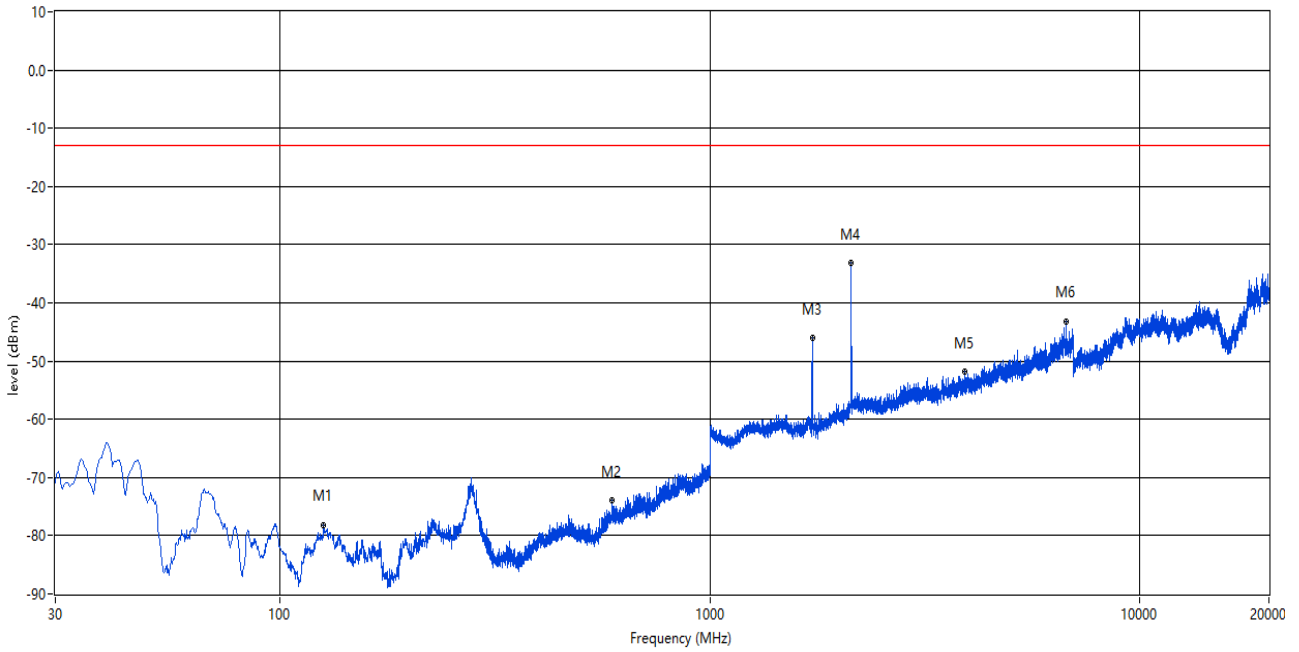
RSE Test case\_FCC PART22&24&27\_FCC PART 27\_1700\_WCDMA B4&LTE B4



Frequency (MHz)	Result (dBm)	Factor (dB)	PK Limit (dBm)	Over Limit (dB)	Table (o)	ANT	EUT	Verdict
97.900	-73.55	-23.02	-13.0	-60.55	18.00	Horizontal	Vertical	Pass
631.400	-72.63	-5.36	-13.0	-59.63	248.00	Horizontal	Vertical	Pass
1731.000	-44.88	-5.87	-13.0	-31.88	160.00	Horizontal	Vertical	N/A
2133.000	-40.05	-3.74	-13.0	-27.05	160.00	Horizontal	Vertical	N/A
4700.000	-49.50	5.29	-13.0	-36.50	325.00	Horizontal	Vertical	Pass
6677.000	-43.87	11.13	-13.0	-30.87	34.00	Horizontal	Vertical	Pass

RSE-V&V 5wid 30MHz-20GHz MID

RSE Test case\_FCC PART22&24&27\_FCC PART 27\_1700\_WCDMA B4&LTE B4

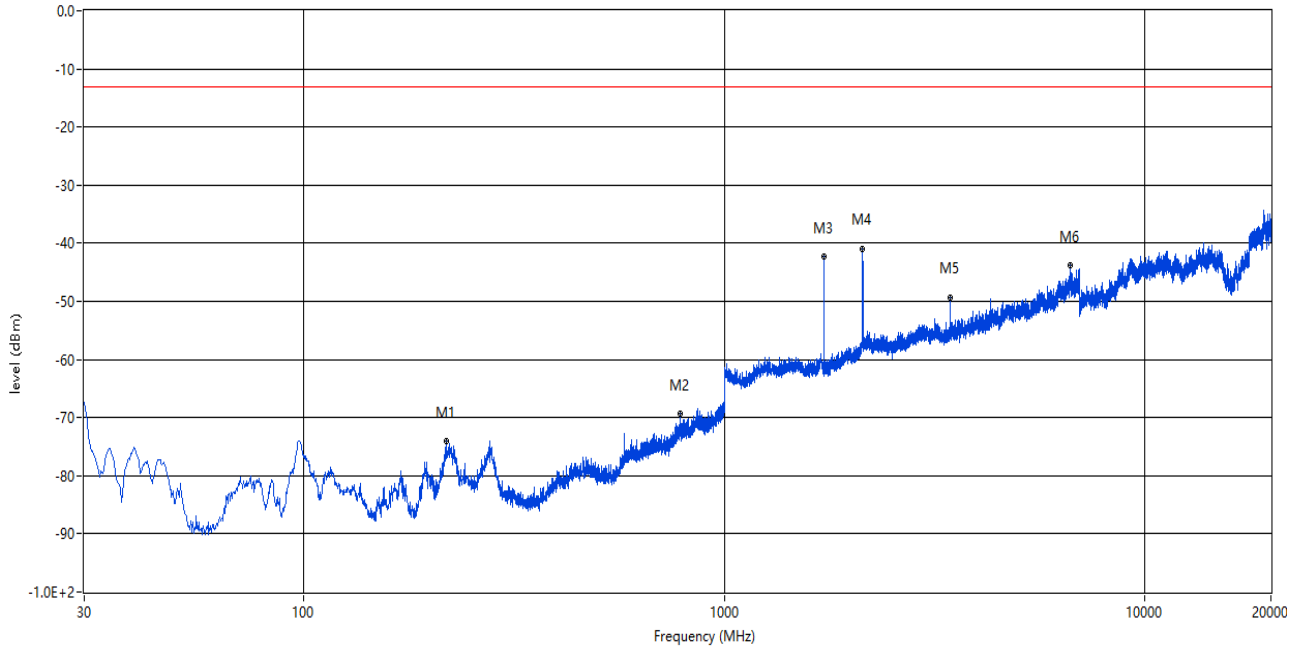


Frequency (MHz)	Result (dBm)	Factor (dB)	PK Limit (dBm)	Over Limit (dB)	Table (o)	ANT	EUT	Verdict
126.272	-78.13	-21.20	-13.0	-65.13	92.00	Vertical	Vertical	Pass
590.660	-73.93	-5.97	-13.0	-60.93	5.00	Vertical	Vertical	Pass
1731.000	-46.02	-5.87	-13.0	-33.02	222.00	Vertical	Vertical	N/A
2132.500	-33.23	-3.83	-13.0	-20.23	180.00	Vertical	Vertical	N/A
3913.000	-51.85	2.91	-13.0	-38.85	47.00	Vertical	Vertical	Pass
6747.000	-43.12	10.51	-13.0	-30.12	141.00	Vertical	Vertical	Pass

#### 4.4 LTE Band 4 Bandwidth 10MHz, Middle Channel

##### RSE-H&V 10wid 30MHz-20GHz MID

RSE Test case\_FCC PART22&24&27\_FCC PART 27\_1700\_WCDMA B4&LTE B4

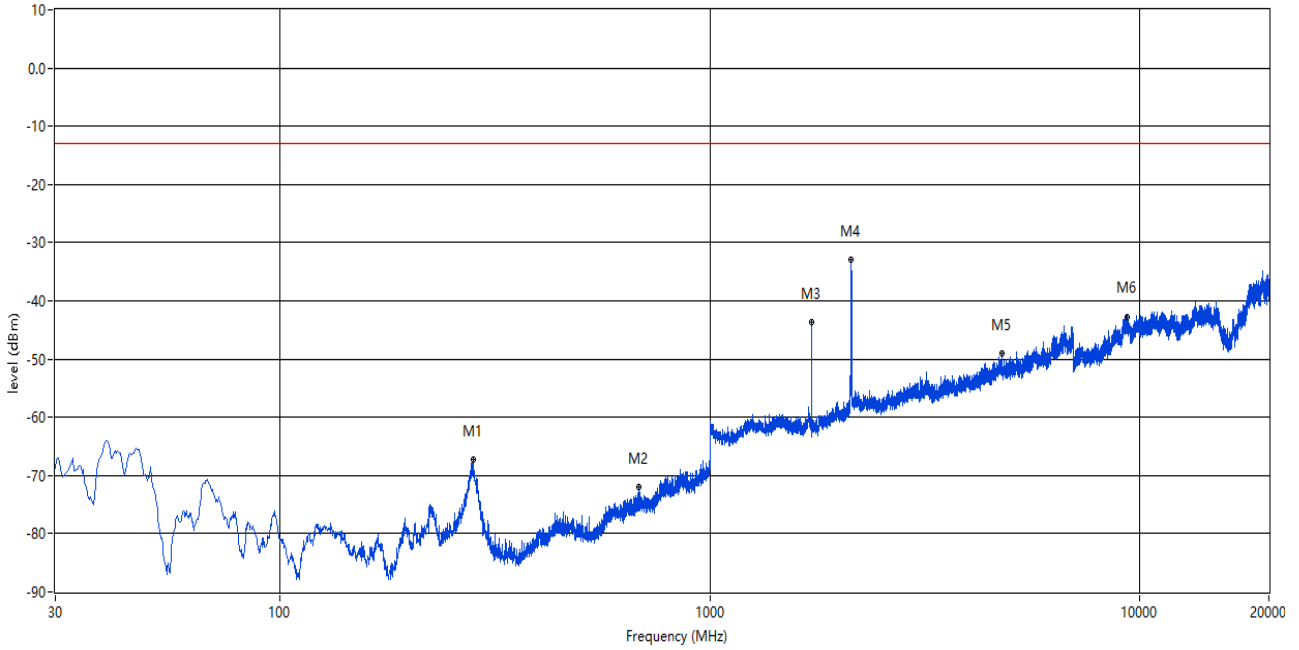


Frequency (MHz)	Result (dBm)	Factor (dB)	PK Limit (dBm)	Over Limit (dB)	Table (o)	ANT	EUT	Verdict
218.180	-74.07	-16.71	-13.0	-61.07	138.00	Horizontal	Vertical	Pass
787.570	-69.39	-1.68	-13.0	-56.39	191.00	Horizontal	Vertical	Pass
1728.500	-42.36	-5.85	-13.0	-29.36	141.00	Horizontal	Vertical	N/A
2133.500	-40.91	-3.66	-13.0	-27.91	141.00	Horizontal	Vertical	N/A
3457.000	-49.26	1.96	-13.0	-36.26	44.00	Horizontal	Vertical	Pass
6667.000	-43.38	11.29	-13.0	-30.38	80.00	Horizontal	Vertical	Pass



RSE-V&V 10wid 30MHz-20GHz MID

RSE Test case\_FCC PART22&24&27\_FCC PART 27\_1700\_WCDMA B4&LTE B4

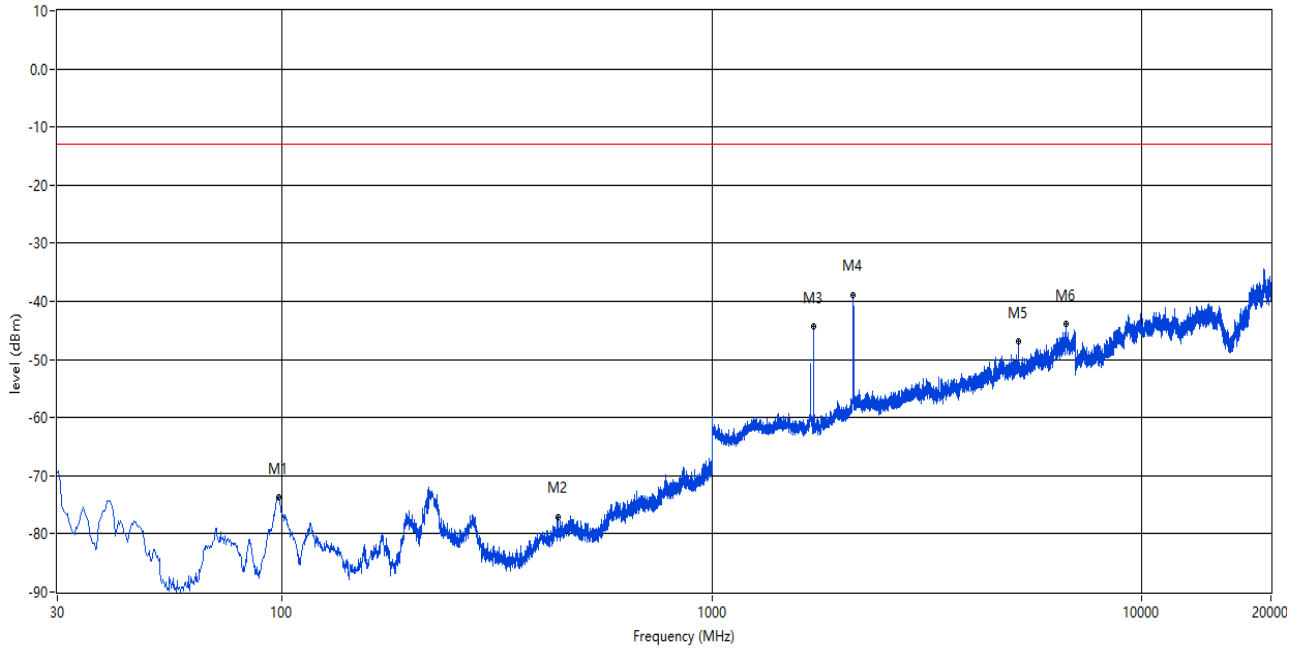


Frequency (MHz)	Result (dBm)	Factor (dB)	PK Limit (dBm)	Over Limit (dB)	Table (o)	ANT	EUT	Verdict
281.715	-67.28	-12.90	-13.0	-54.28	34.00	Vertical	Vertical	Pass
682.325	-72.08	-4.32	-13.0	-59.08	172.00	Vertical	Vertical	Pass
1728.500	-43.67	-5.85	-13.0	-30.67	227.00	Vertical	Vertical	N/A
2131.000	-32.89	-3.99	-13.0	-19.89	177.00	Vertical	Vertical	N/A
4795.000	-48.98	5.21	-13.0	-35.98	133.00	Vertical	Vertical	Pass
9338.812	-42.69	14.60	-13.0	-29.69	46.00	Vertical	Vertical	Pass

## 4.5 LTE Band 4 Bandwidth 15MHz, Middle Channel

### RSE-H&V 15wid 30MHz-20GHz MID

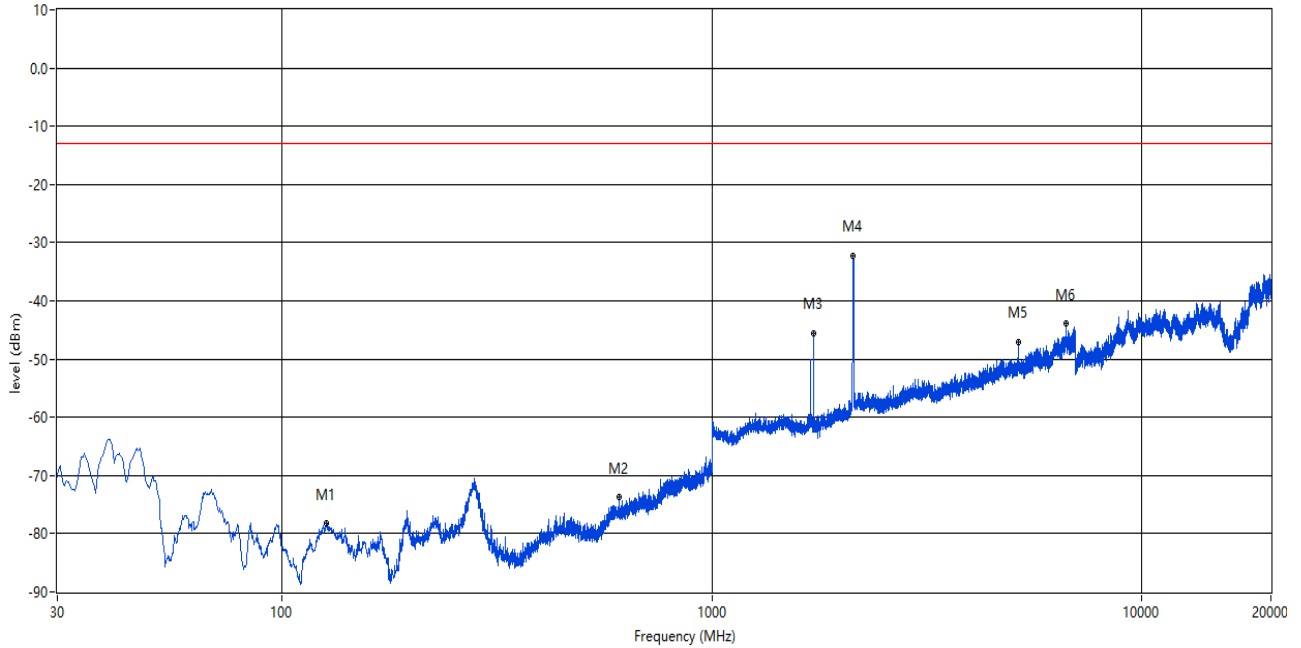
RSE Test case\_FCC PART22&24&27\_FCC PART 27\_1700\_WCDMA B4&LTE B4



Frequency (MHz)	Result (dBm)	Factor (dB)	PK Limit (dBm)	Over Limit (dB)	Table (o)	ANT	EUT	Verdict
98.143	-73.70	-23.03	-13.0	-60.70	2.00	Horizontal	Vertical	Pass
439.340	-77.03	-9.18	-13.0	-64.03	94.00	Horizontal	Vertical	Pass
1726.500	-44.36	-5.84	-13.0	-31.36	169.00	Horizontal	Vertical	N/A
2133.000	-38.86	-3.74	-13.0	-25.86	169.00	Horizontal	Vertical	N/A
5178.000	-46.90	5.28	-13.0	-33.90	180.00	Horizontal	Vertical	Pass
6673.000	-43.94	11.36	-13.0	-30.94	80.00	Horizontal	Vertical	Pass

## RSE-V&V 15wid 30MHz-20GHz MID

RSE Test case\_FCC PART22&24&27\_FCC PART 27\_1700\_WCDMA B4&LTE B4

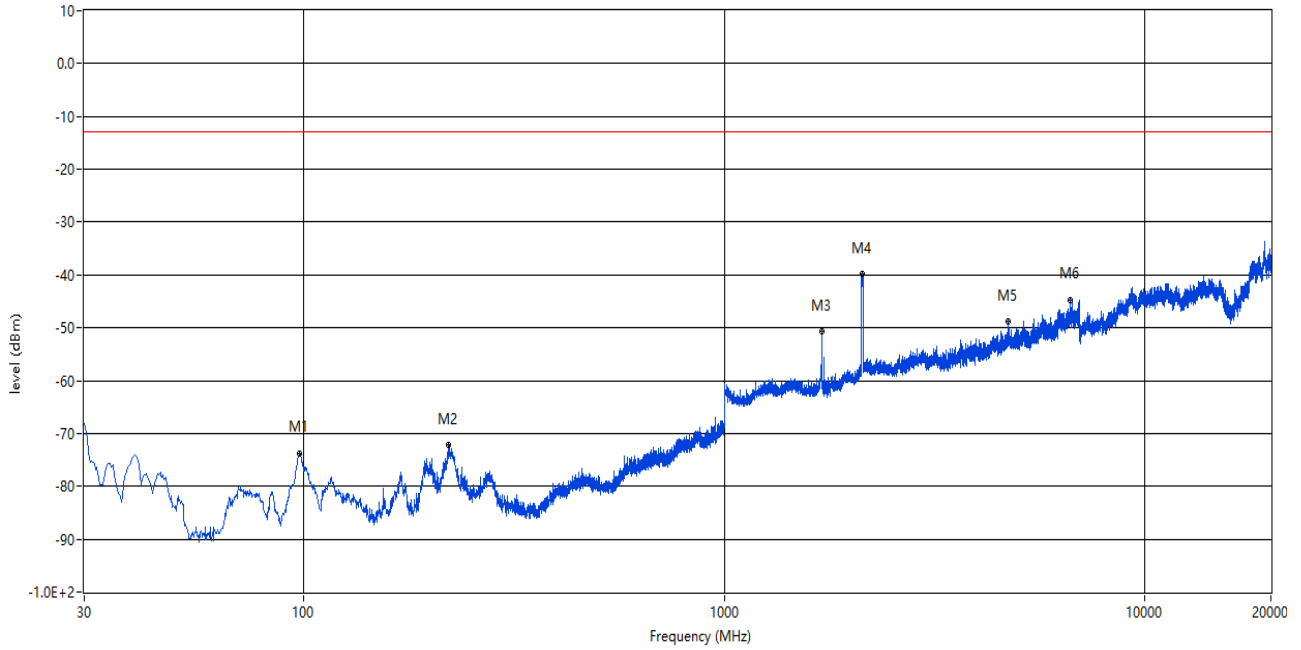


Frequency (MHz)	Result (dBm)	Factor (dB)	PK Limit (dBm)	Over Limit (dB)	Table (o)	ANT	EUT	Verdict
126.757	-78.21	-21.04	-13.0	-65.21	135.00	Vertical	Vertical	Pass
607.878	-73.73	-5.62	-13.0	-60.73	188.00	Vertical	Vertical	Pass
1726.500	-45.53	-5.84	-13.0	-32.53	244.00	Vertical	Vertical	N/A
2132.000	-32.17	-3.92	-13.0	-19.17	157.00	Vertical	Vertical	N/A
5178.000	-46.98	5.28	-13.0	-33.98	292.00	Vertical	Vertical	Pass
6683.000	-43.78	10.42	-13.0	-30.78	253.00	Vertical	Vertical	Pass

## 4.6 LTE Band 4 Bandwidth 20MHz, Middle Channel

### RSE-H&V 20wid 30MHz-20GHz MID

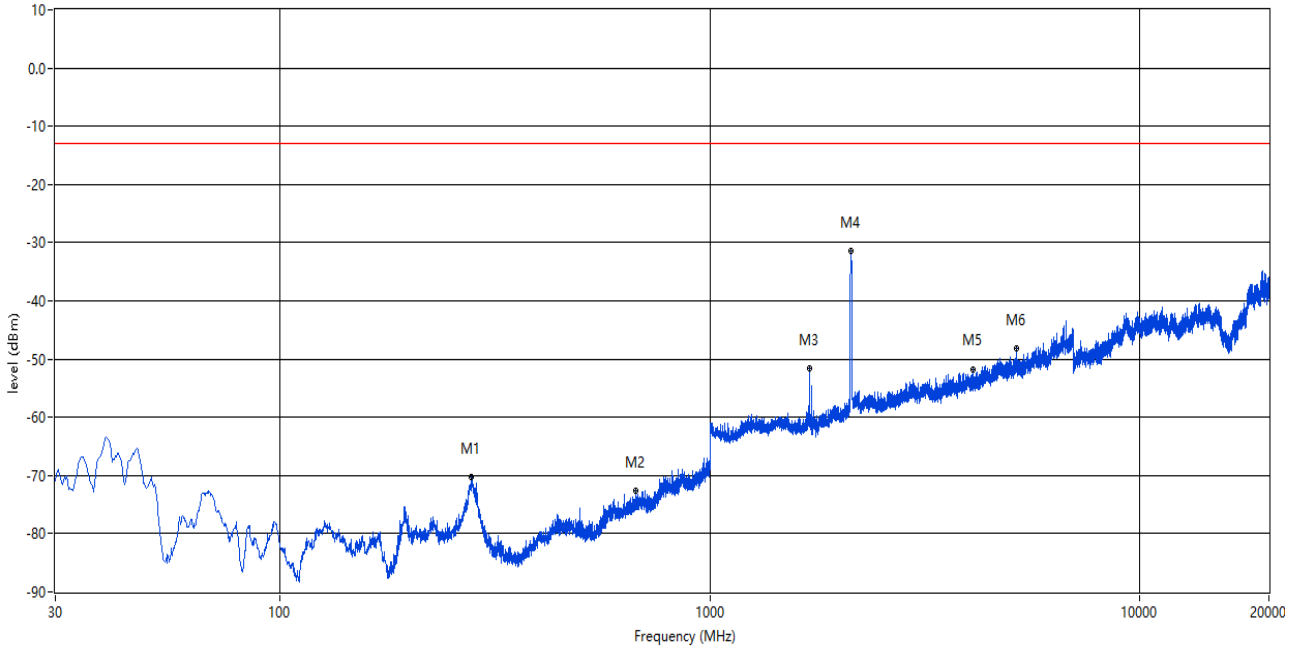
RSE Test case\_FCC PART22&24&27\_FCC PART 27\_1700\_WCDMA B4&LTE B4



Frequency (MHz)	Result (dBm)	Factor (dB)	PK Limit (dBm)	Over Limit (dB)	Table (o)	ANT	EUT	Verdict
97.658	-73.91	-23.02	-13.0	-60.91	8.00	Horizontal	Vertical	Pass
221.090	-72.21	-16.19	-13.0	-59.21	140.00	Horizontal	Vertical	Pass
1706.000	-50.67	-5.72	-13.0	-37.67	165.00	Horizontal	Vertical	N/A
2132.000	-39.80	-3.92	-13.0	-26.80	165.00	Horizontal	Vertical	N/A
4742.000	-48.79	5.76	-13.0	-35.79	254.00	Horizontal	Vertical	Pass
6674.000	-44.66	11.34	-13.0	-31.66	334.00	Horizontal	Vertical	Pass

RSE-V&V 20wid 30MHz-20GHz MID

RSE Test case\_FCC PART22&24&27\_FCC PART 27\_1700\_WCDMA B4&LTE B4

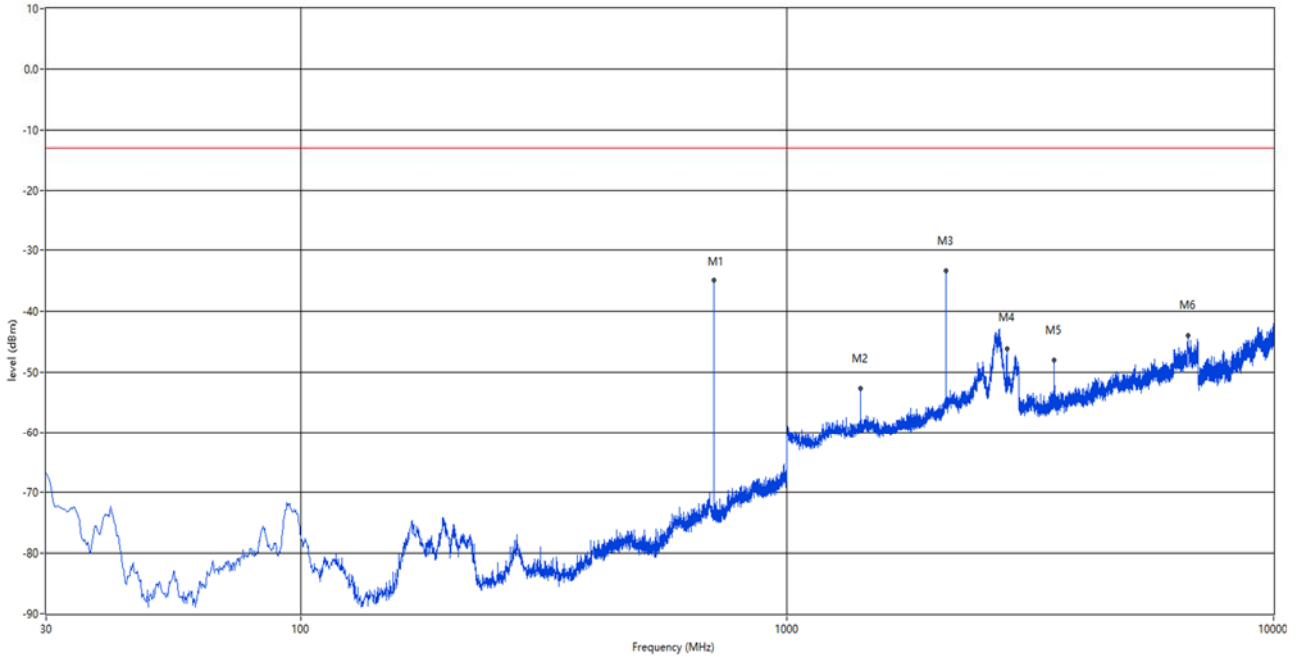


Frequency (MHz)	Result (dBm)	Factor (dB)	PK Limit (dBm)	Over Limit (dB)	Table (o)	ANT	EUT	Verdict
279.290	-70.25	-12.44	-13.0	-57.25	33.00	Vertical	Vertical	Pass
673.838	-72.70	-4.35	-13.0	-59.70	143.00	Vertical	Vertical	Pass
1706.000	-51.63	-5.72	-13.0	-38.63	259.00	Vertical	Vertical	N/A
2126.500	-31.48	-3.95	-13.0	-18.48	163.00	Vertical	Vertical	N/A
4105.000	-51.74	3.25	-13.0	-38.74	267.00	Vertical	Vertical	Pass
5172.000	-48.13	5.07	-13.0	-35.13	16.00	Vertical	Vertical	Pass

## 5 LTE Band 12

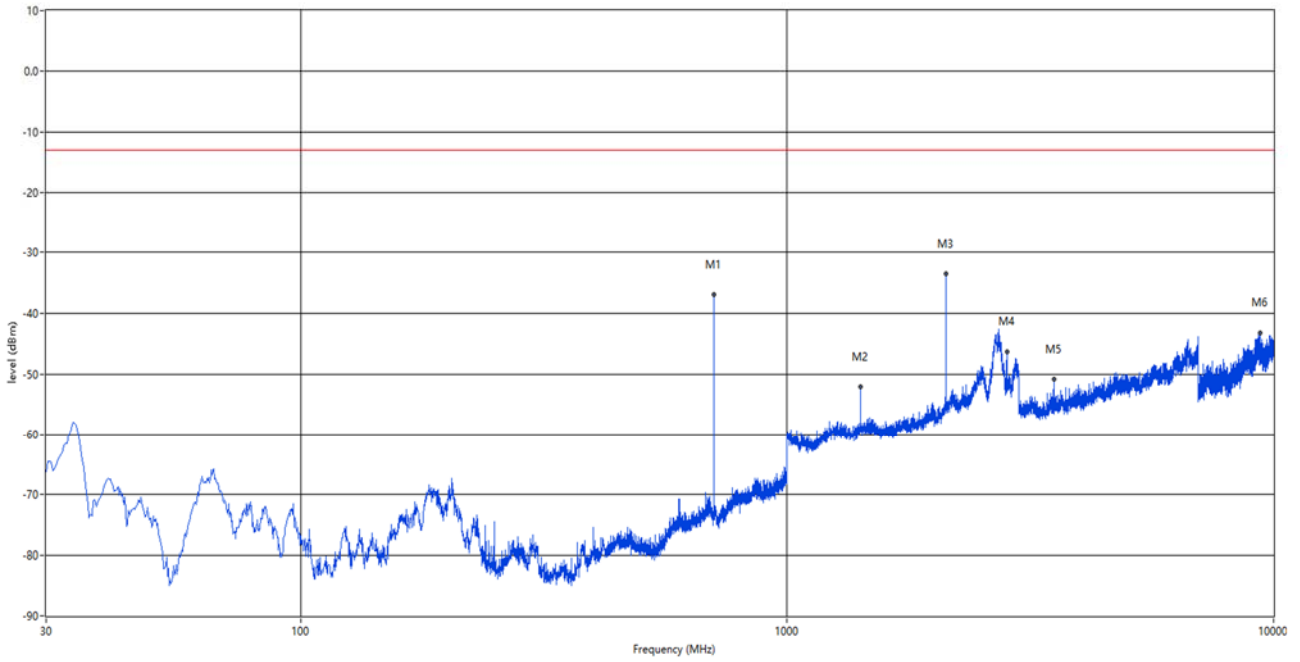
### 5.1 LTE Band 12 Bandwidth 1.4MHz, Middle Channel

RSE-H&H 1.4wid 30MHz-10GHz MID



Frequency (MHz)	Result (dBm)	Factor (dB)	PK Limit (dBm)	Over Limit (dB)	Table (o)	ANT	EUT	Verdict
707.060	-34.91	-1.96	-13.0	-21.91	166.00	Horizontal	Horizontal	N/A
1414.500	-52.75	-4.67	-13.0	-39.75	84.00	Horizontal	Horizontal	Pass
2121.500	-33.42	-1.27	-13.0	-20.42	191.00	Horizontal	Horizontal	Pass
2828.500	-46.23	3.87	-13.0	-33.23	8.00	Horizontal	Horizontal	Pass
3536.000	-48.00	2.65	-13.0	-35.00	314.00	Horizontal	Horizontal	Pass
6681.000	-43.93	11.03	-13.0	-30.93	256.00	Horizontal	Horizontal	Pass

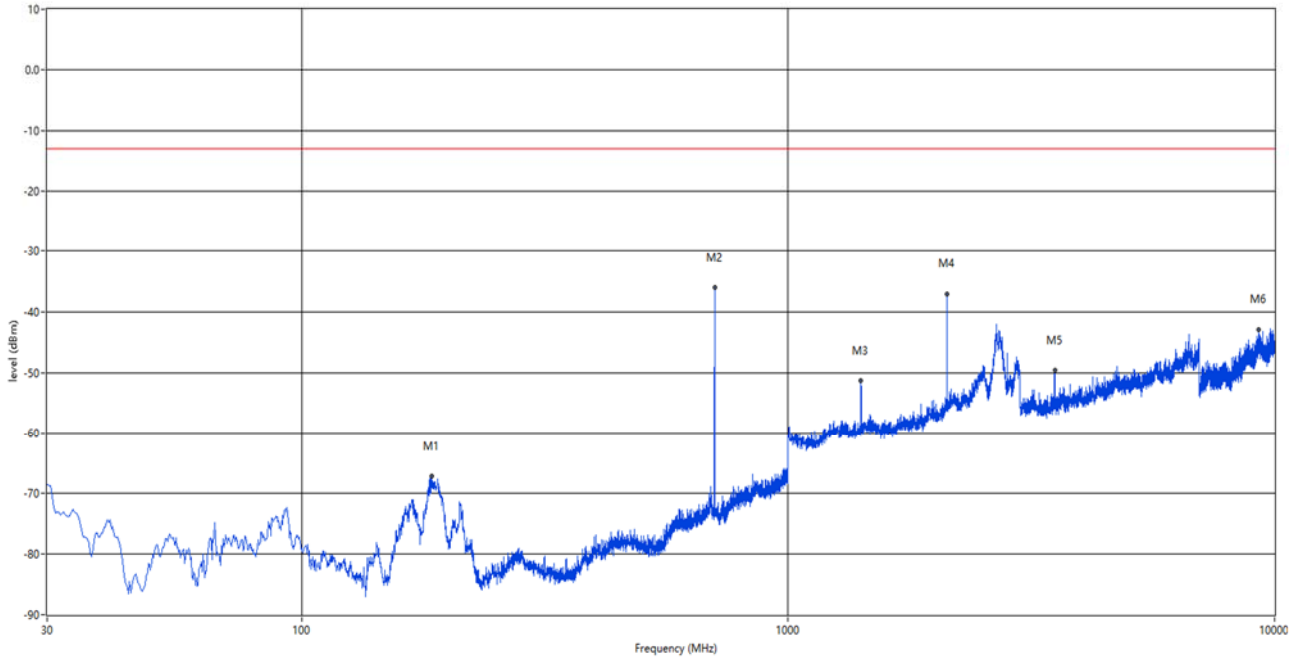
RSE-V&V 1.4wid 30MHz-10GHz MID



Frequency (MHz)	Result (dBm)	Factor (dB)	PK Limit (dBm)	Over Limit (dB)	Table (o)	ANT	EUT	Verdict
707.060	-36.95	-1.96	-13.0	-23.95	55.00	Vertical	Vertical	N/A
1414.500	-52.11	-4.67	-13.0	-39.11	0.00	Vertical	Vertical	Pass
2121.500	-33.58	-1.27	-13.0	-20.58	325.00	Vertical	Vertical	Pass
2829.000	-46.39	3.95	-13.0	-33.39	182.00	Vertical	Vertical	Pass
3536.000	-50.89	2.65	-13.0	-37.89	112.00	Vertical	Vertical	Pass
9378.250	-43.22	14.84	-13.0	-30.22	4.00	Vertical	Vertical	Pass

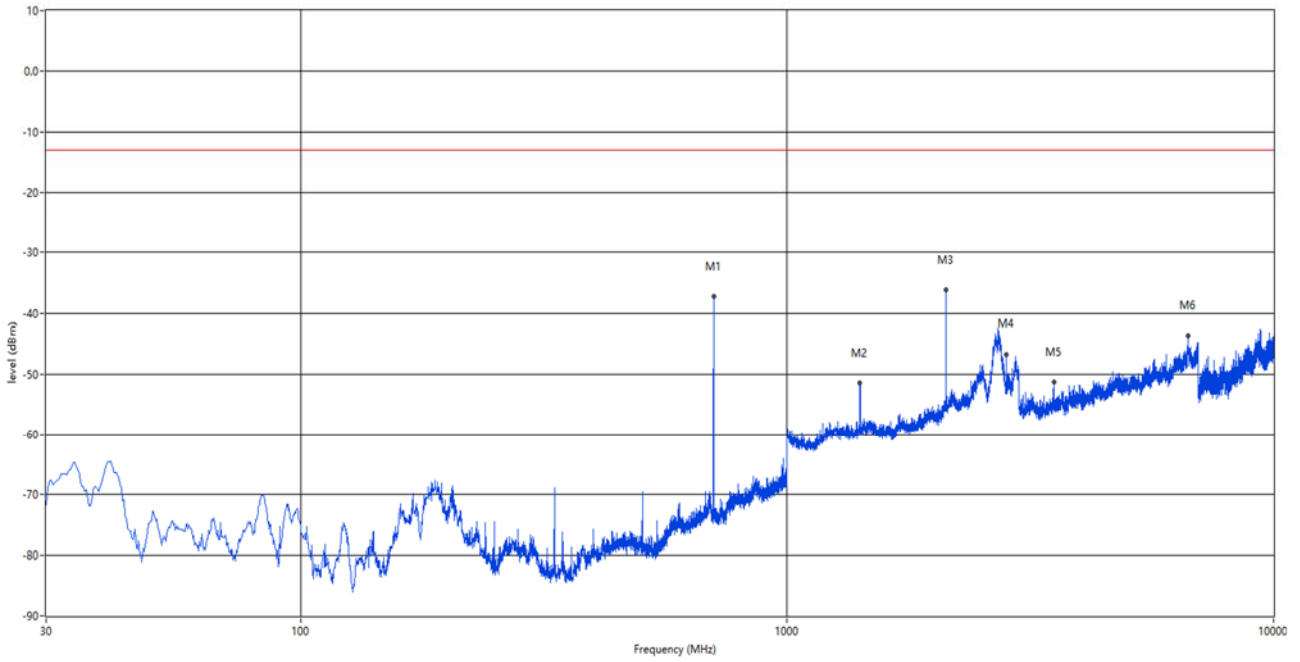
## 5.2 LTE Band 12 Bandwidth 3MHz, Middle Channel

RSE-H&H 3wid 30MHz-10GHz MID



Frequency (MHz)	Result (dBm)	Factor (dB)	PK Limit (dBm)	Over Limit (dB)	Table (o)	ANT	EUT	Verdict
185.443	-67.21	-15.69	-13.0	-54.21	244.00	Horizontal	Horizontal	Pass
706.090	-36.02	-1.95	-13.0	-23.02	185.00	Horizontal	Horizontal	N/A
1413.000	-51.36	-4.80	-13.0	-38.36	97.00	Horizontal	Horizontal	Pass
2119.500	-37.04	-1.35	-13.0	-24.04	88.00	Horizontal	Horizontal	Pass
3532.000	-49.53	2.73	-13.0	-36.53	326.00	Horizontal	Horizontal	Pass
9280.750	-42.83	14.81	-13.0	-29.83	11.00	Horizontal	Horizontal	Pass

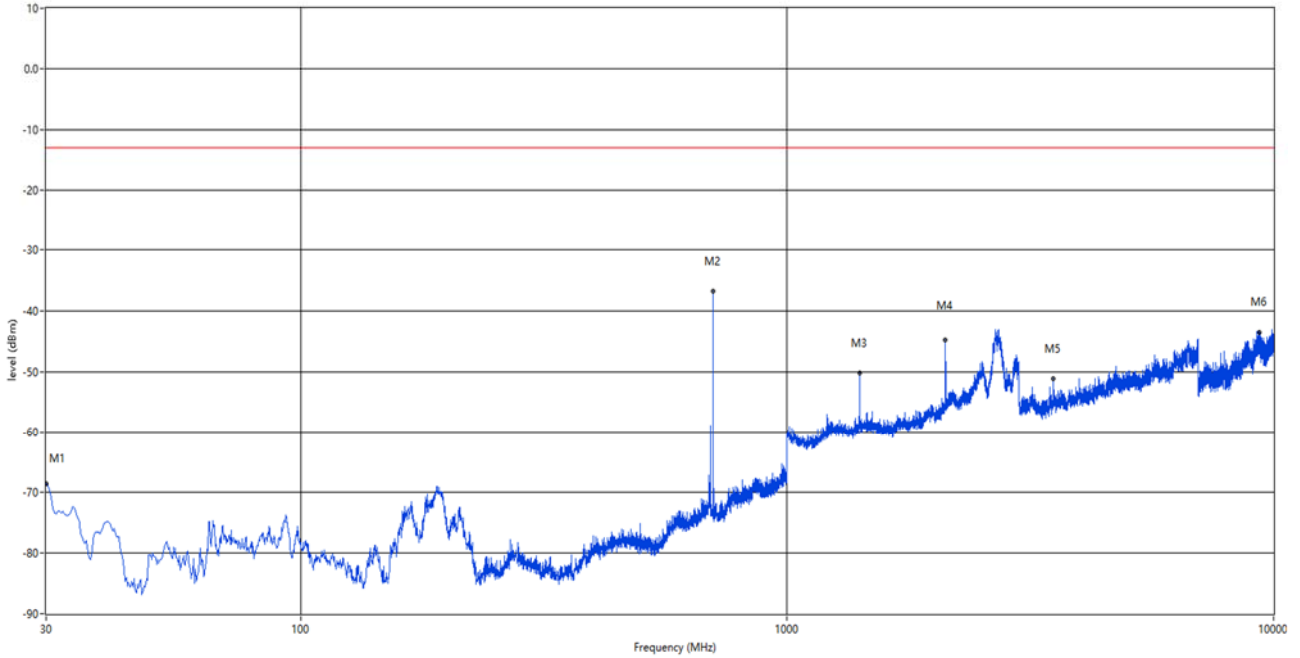




Frequency (MHz)	Result (dBm)	Factor (dB)	PK Limit (dBm)	Over Limit (dB)	Table (o)	ANT	EUT	Verdict
706.090	-37.23	-1.95	-13.0	-24.23	36.00	Vertical	Vertical	N/A
1413.000	-51.53	-4.80	-13.0	-38.53	4.00	Vertical	Vertical	Pass
2119.500	-36.23	-1.35	-13.0	-23.23	323.00	Vertical	Vertical	Pass
2825.500	-46.82	3.70	-13.0	-33.82	34.00	Vertical	Vertical	Pass
3532.000	-51.31	2.73	-13.0	-38.31	194.00	Vertical	Vertical	Pass
6669.000	-43.68	11.40	-13.0	-30.68	234.00	Vertical	Vertical	Pass

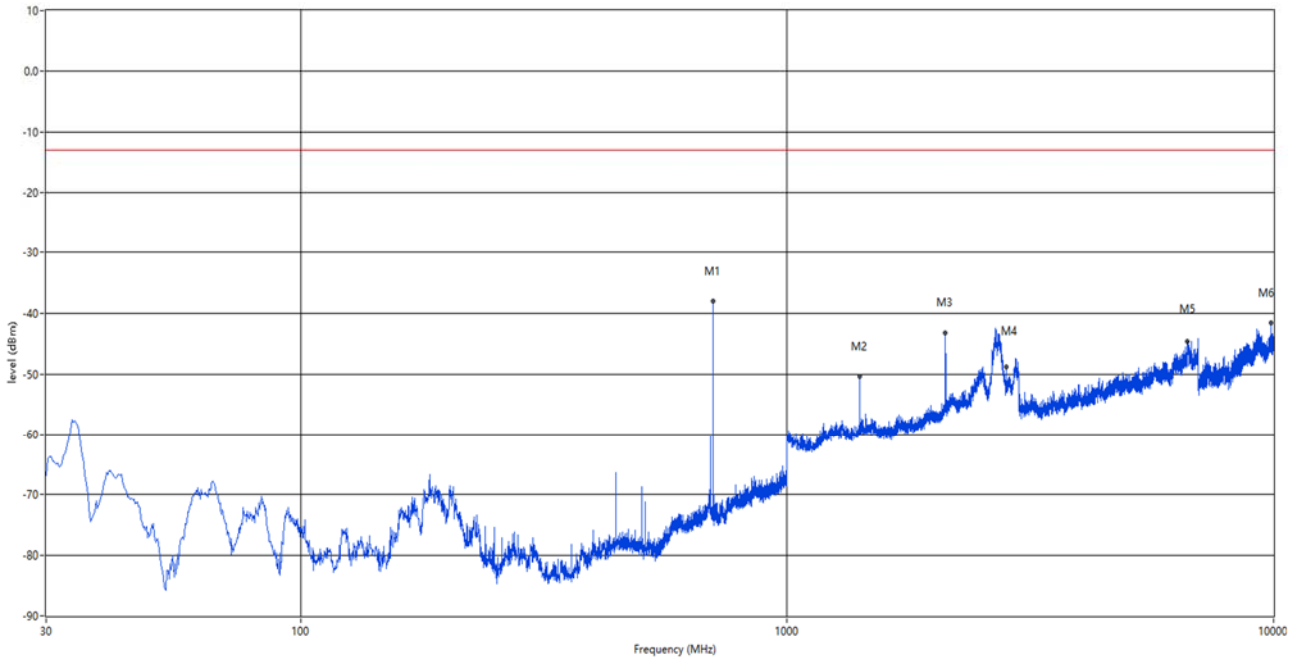
### 5.3 LTE Band 12 Bandwidth 5MHz, Middle Channel

RSE-H&H 5wid 30MHz-10GHz MID



Frequency (MHz)	Result (dBm)	Factor (dB)	PK Limit (dBm)	Over Limit (dB)	Table (o)	ANT	EUT	Verdict
30.000	-68.62	-19.99	-13.0	-55.62	0.00	Horizontal	Horizontal	Pass
705.362	-36.77	-1.94	-13.0	-23.77	157.00	Horizontal	Horizontal	N/A
1411.500	-50.26	-4.81	-13.0	-37.26	91.00	Horizontal	Horizontal	Pass
2116.500	-44.70	-1.28	-13.0	-31.70	83.00	Horizontal	Horizontal	Pass
3527.000	-51.17	2.17	-13.0	-38.17	315.00	Horizontal	Horizontal	Pass
9345.250	-43.47	14.53	-13.0	-30.47	9.00	Horizontal	Horizontal	Pass

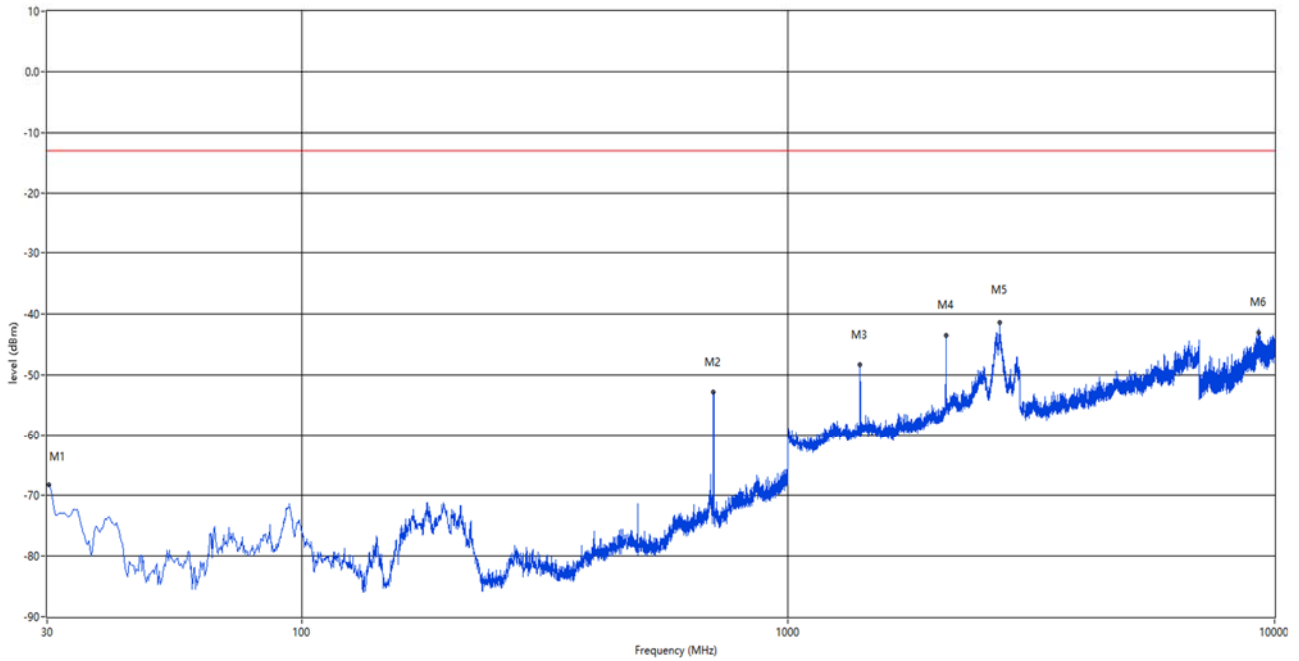
RSE-V&V 5wid 30MHz-10GHz MID



Frequency (MHz)	Result (dBm)	Factor (dB)	PK Limit (dBm)	Over Limit (dB)	Table (o)	ANT	EUT	Verdict
705.362	-37.99	-1.94	-13.0	-24.99	285.00	Vertical	Vertical	N/A
1411.000	-50.31	-4.80	-13.0	-37.31	0.00	Vertical	Vertical	Pass
2116.500	-43.27	-1.28	-13.0	-30.27	336.00	Vertical	Vertical	Pass
2822.000	-48.77	3.31	-13.0	-35.77	29.00	Vertical	Vertical	Pass
6652.000	-44.64	10.15	-13.0	-31.64	360.00	Vertical	Vertical	Pass
9881.500	-41.58	14.99	-13.0	-28.58	79.00	Vertical	Vertical	Pass

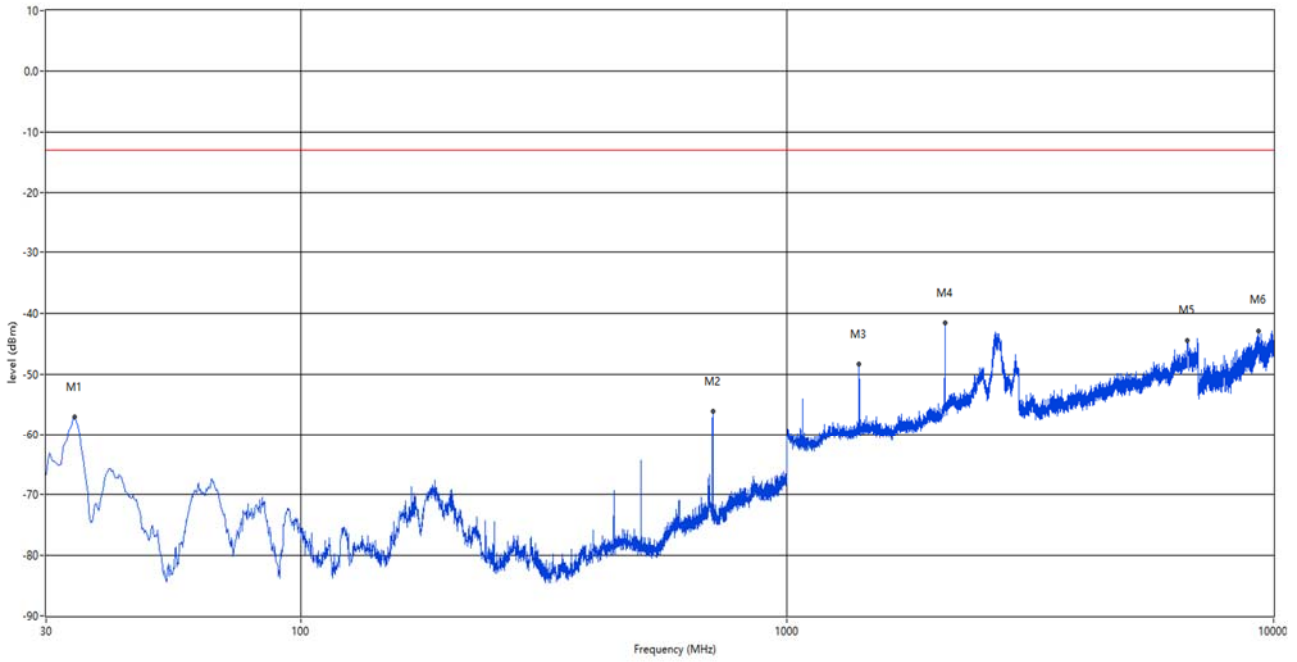
## 5.4 LTE Band 12 Bandwidth 10MHz, Middle Channel

RSE-H&H 10wid 30MHz-10GHz MID



Frequency (MHz)	Result (dBm)	Factor (dB)	PK Limit (dBm)	Over Limit (dB)	Table (o)	ANT	EUT	Verdict
30.242	-68.33	-20.08	-13.0	-55.33	0.00	Horizontal	Horizontal	Pass
702.937	-52.85	-1.91	-13.0	-39.85	162.00	Horizontal	Horizontal	N/A
1406.500	-48.31	-4.86	-13.0	-35.31	92.00	Horizontal	Horizontal	Pass
2110.000	-43.46	-1.20	-13.0	-30.46	65.00	Horizontal	Horizontal	Pass
2720.500	-41.55	12.77	-13.0	-28.55	198.00	Horizontal	Horizontal	Pass
9271.000	-42.98	14.72	-13.0	-29.98	16.00	Horizontal	Horizontal	Pass

RSE-V&V 10wid 30MHz-10GHz MID



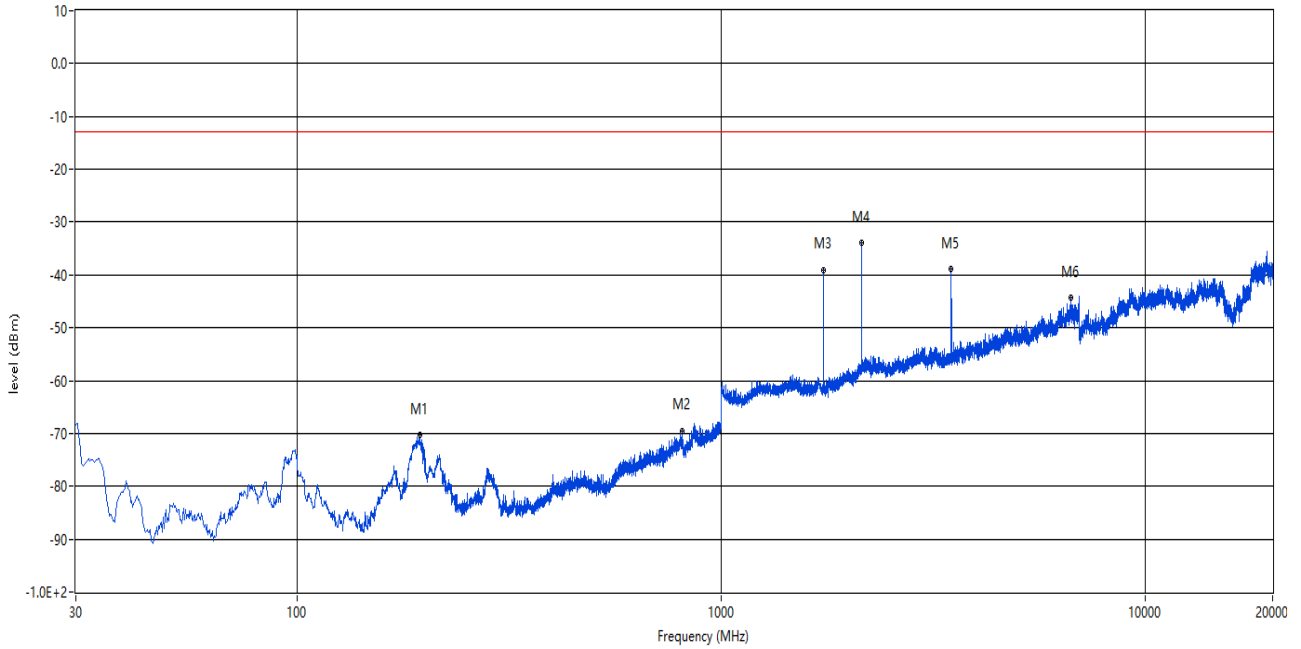
Frequency (MHz)	Result (dBm)	Factor (dB)	PK Limit (dBm)	Over Limit (dB)	Table (o)	ANT	EUT	Verdict
34.365	-57.16	-19.58	-13.0	-44.16	0.00	Vertical	Vertical	Pass
703.180	-56.19	-1.91	-13.0	-43.19	300.00	Vertical	Vertical	N/A
1406.500	-48.32	-4.86	-13.0	-35.32	351.00	Vertical	Vertical	Pass
2110.000	-41.71	-1.20	-13.0	-28.71	5.00	Vertical	Vertical	Pass
6656.000	-44.48	10.68	-13.0	-31.48	0.00	Vertical	Vertical	Pass
9307.750	-42.81	15.24	-13.0	-29.81	31.00	Vertical	Vertical	Pass

## 6 LTE Band 66

### 6.1 LTE Band 66 Bandwidth 1.4MHz, Middle Channel

RSE-H&H 1.4wid 30MHz-20GHz MID

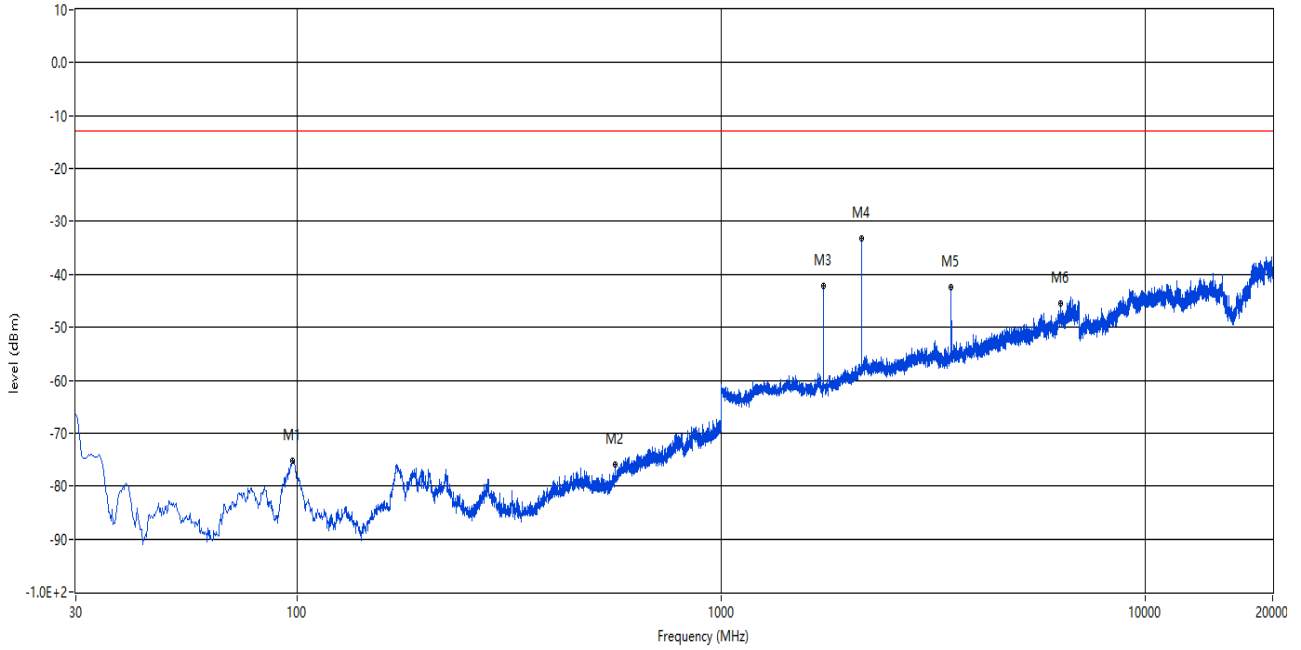
RSE Test case\_FCC PART22&24&27\_FCC PART 27\_LTE B66



Frequency (MHz)	Result (dBm)	Factor (dB)	PK Limit (dBm)	Over Limit (dB)	Table (o)	ANT	EUT	Verdict
194.415	-70.23	-16.80	-13.0	-57.23	113.00	Horizontal	Horizontal	Pass
808.425	-69.46	-1.33	-13.0	-56.46	269.00	Horizontal	Horizontal	Pass
1745.000	-38.99	-5.95	-13.0	-25.99	225.00	Horizontal	Horizontal	N/A
2146.000	-33.95	-3.40	-13.0	-20.95	125.00	Horizontal	Horizontal	N/A
3490.000	-38.92	2.38	-13.0	-25.92	236.00	Horizontal	Horizontal	Pass
6675.000	-44.31	11.30	-13.0	-31.31	269.00	Horizontal	Horizontal	Pass

RSE-H&V 1.4wid 30MHz-20GHz MID

RSE Test case\_FCC PART22&24&27\_FCC PART 27\_LTE B66

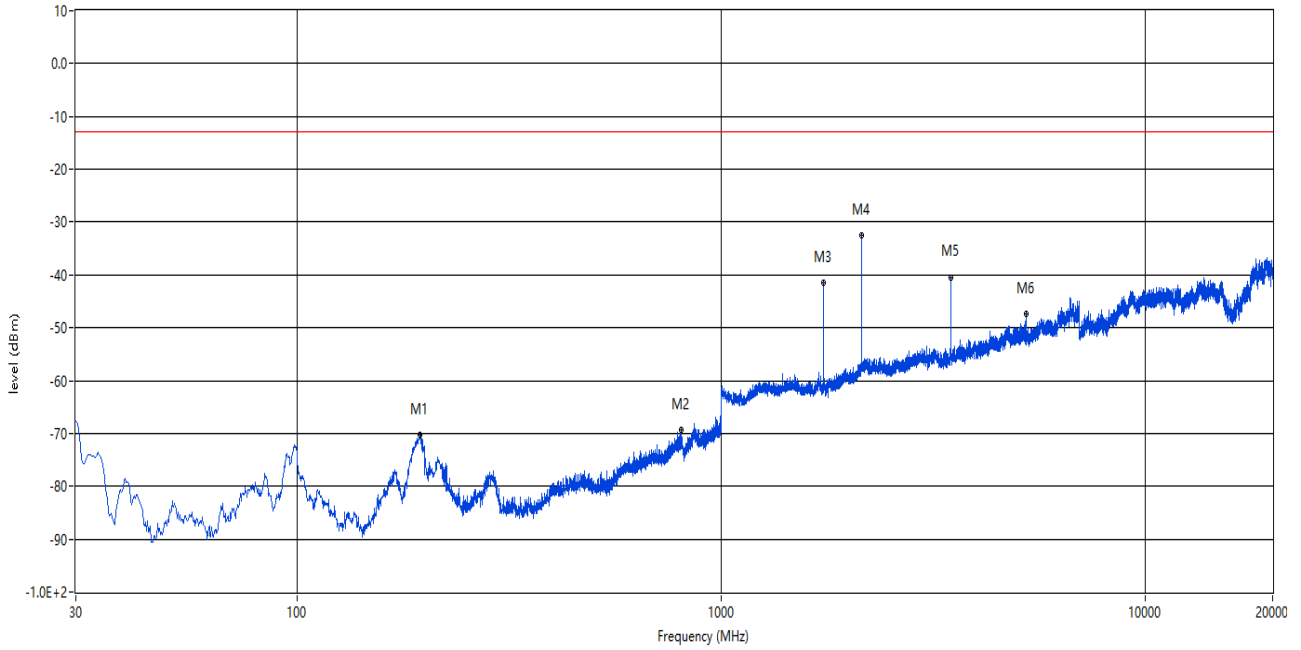


Frequency (MHz)	Result (dBm)	Factor (dB)	PK Limit (dBm)	Over Limit (dB)	Table (o)	ANT	EUT	Verdict
97.415	-75.26	-22.89	-13.0	-62.26	8.00	Horizontal	Vertical	Pass
562.773	-75.88	-7.79	-13.0	-62.88	134.00	Horizontal	Vertical	Pass
1745.000	-42.20	-5.95	-13.0	-29.20	345.00	Horizontal	Vertical	N/A
2146.000	-33.28	-3.40	-13.0	-20.28	169.00	Horizontal	Vertical	N/A
3490.000	-42.38	2.38	-13.0	-29.38	273.00	Horizontal	Vertical	Pass
6311.000	-45.37	7.67	-13.0	-32.37	273.00	Horizontal	Vertical	Pass

## 6.2 LTE Band 66 Bandwidth 3MHz, Middle Channel

### RSE-H&H 3wid 30MHz-20GHz MID

RSE Test case\_FCC PART22&24&27\_FCC PART 27\_LTE B66

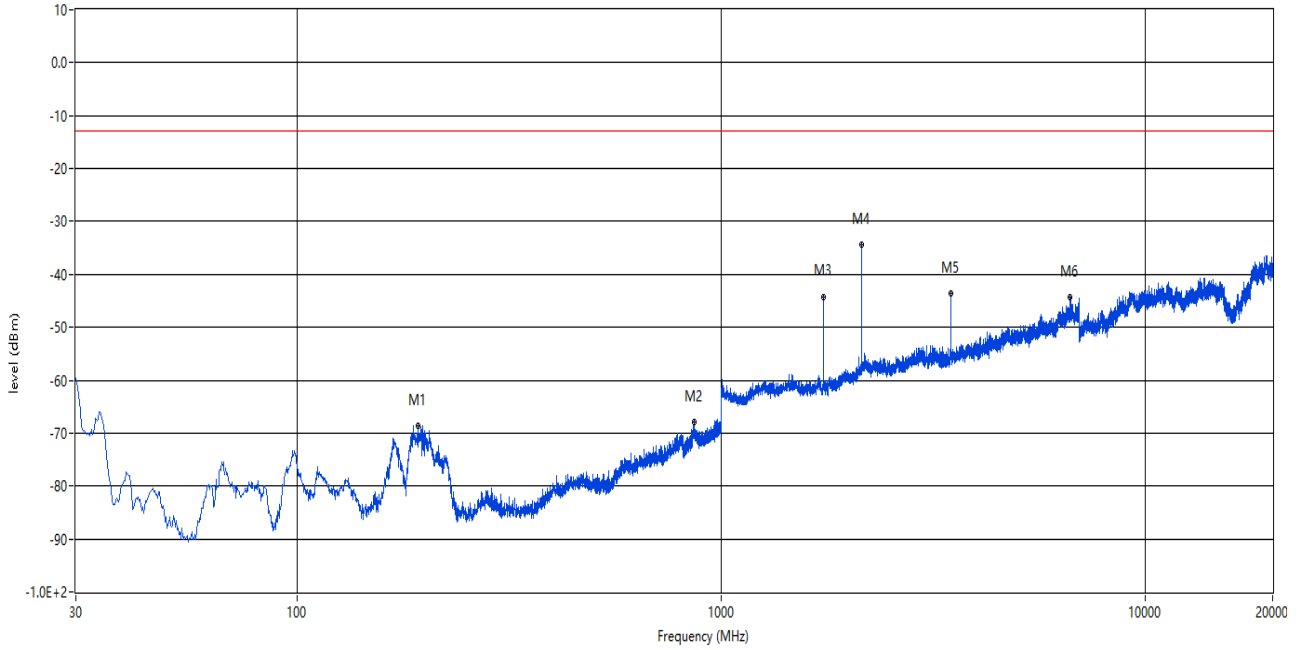


Frequency (MHz)	Result (dBm)	Factor (dB)	PK Limit (dBm)	Over Limit (dB)	Table (o)	ANT	EUT	Verdict
194.900	-70.28	-16.77	-13.0	-57.28	65.00	Horizontal	Horizontal	Pass
804.302	-69.43	-1.08	-13.0	-56.43	251.00	Horizontal	Horizontal	Pass
1744.000	-41.49	-5.95	-13.0	-28.49	233.00	Horizontal	Horizontal	N/A
2146.500	-32.53	-3.40	-13.0	-19.53	203.00	Horizontal	Horizontal	N/A
3488.000	-40.40	2.52	-13.0	-27.40	226.00	Horizontal	Horizontal	Pass
5232.000	-47.41	4.97	-13.0	-34.41	193.00	Horizontal	Horizontal	Pass



RSE-H&V 3wid 30MHz-20GHz MID

RSE Test case\_FCC PART22&24&27\_FCC PART 27\_LTE B66

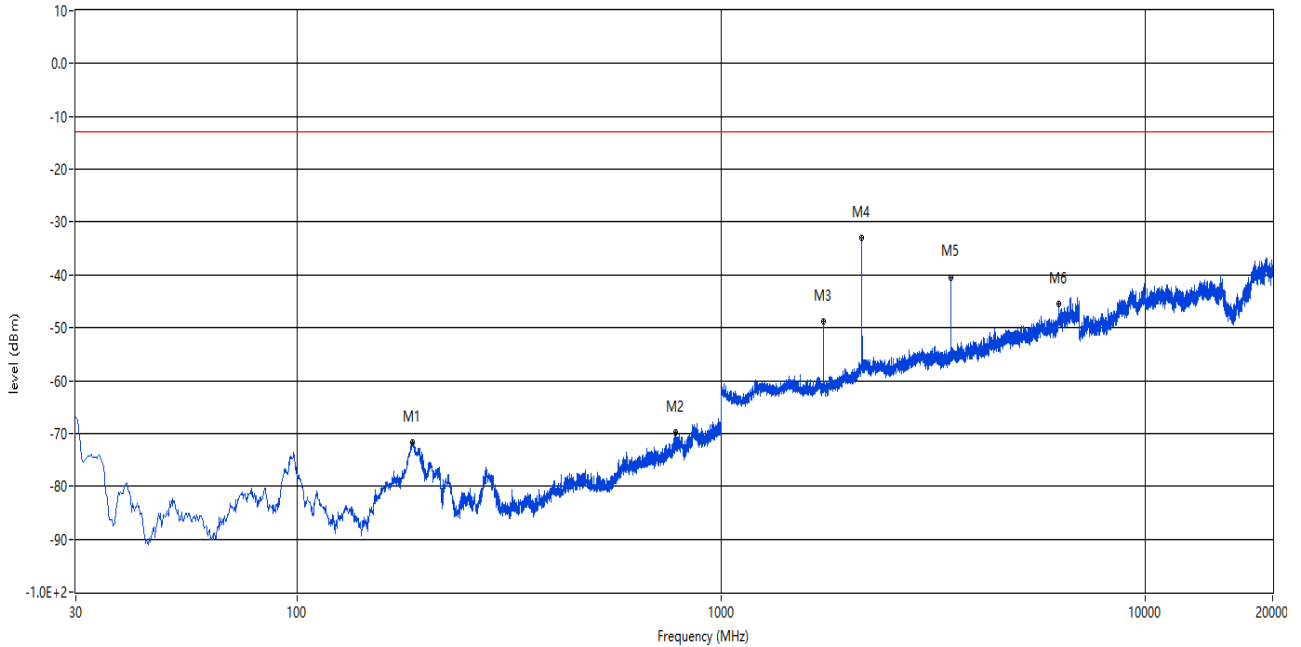


Frequency (MHz)	Result (dBm)	Factor (dB)	PK Limit (dBm)	Over Limit (dB)	Table (o)	ANT	EUT	Verdict
192.718	-68.71	-16.83	-13.0	-55.71	94.00	Horizontal	Vertical	Pass
862.745	-67.88	0.46	-13.0	-54.88	289.00	Horizontal	Vertical	Pass
1744.500	-44.18	-5.95	-13.0	-31.18	344.00	Horizontal	Vertical	N/A
2145.500	-34.32	-3.40	-13.0	-21.32	150.00	Horizontal	Vertical	N/A
3488.000	-43.56	2.52	-13.0	-30.56	1.00	Horizontal	Vertical	Pass
6663.000	-44.39	11.13	-13.0	-31.39	1.00	Horizontal	Vertical	Pass

### 6.3 LTE Band 66 Bandwidth 5MHz, Middle Channel

#### RSE-H&H 5wid 30MHz-20GHz MID

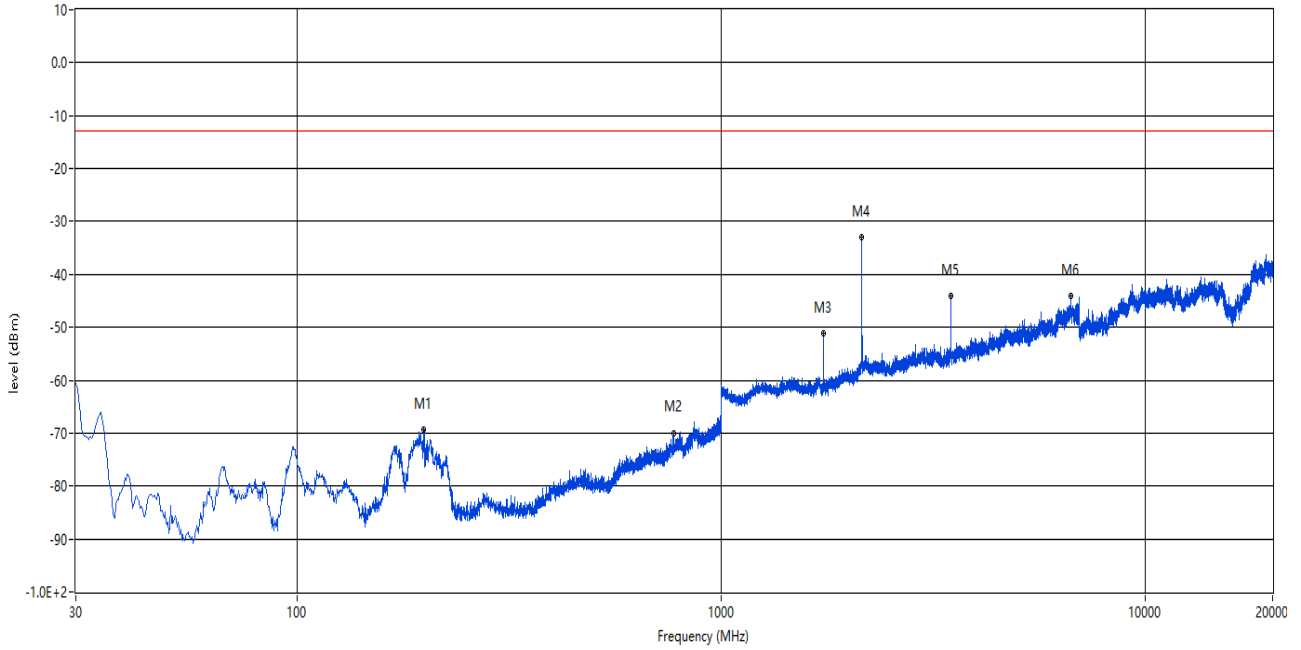
RSE Test case\_FCC PART22&24&27\_FCC PART 27\_LTE B66



Frequency (MHz)	Result (dBm)	Factor (dB)	PK Limit (dBm)	Over Limit (dB)	Table (o)	ANT	EUT	Verdict
186.898	-71.64	-16.40	-13.0	-58.64	207.00	Horizontal	Horizontal	Pass
779.567	-69.79	-1.75	-13.0	-56.79	135.00	Horizontal	Horizontal	Pass
1743.500	-48.88	-5.94	-13.0	-35.88	196.00	Horizontal	Horizontal	N/A
2145.000	-33.03	-3.40	-13.0	-20.03	182.00	Horizontal	Horizontal	N/A
3486.000	-40.42	2.39	-13.0	-27.42	236.00	Horizontal	Horizontal	Pass
6262.000	-45.41	8.29	-13.0	-32.41	48.00	Horizontal	Horizontal	Pass

RSE-H&V 5wid 30MHz-20GHz MID

RSE Test case\_FCC PART22&24&27\_FCC PART 27\_LTE B66

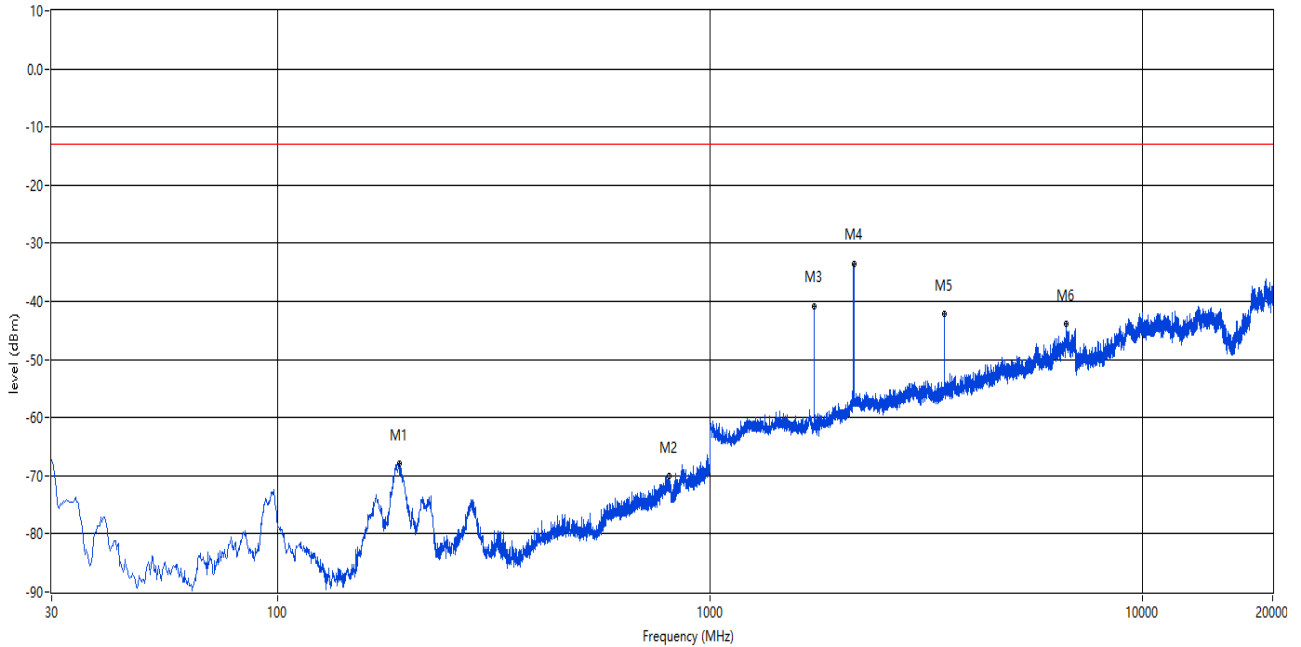


Frequency (MHz)	Result (dBm)	Factor (dB)	PK Limit (dBm)	Over Limit (dB)	Table (o)	ANT	EUT	Verdict
198.538	-69.33	-18.77	-13.0	-56.33	90.00	Horizontal	Vertical	Pass
773.748	-69.94	-1.96	-13.0	-56.94	76.00	Horizontal	Vertical	Pass
1743.500	-51.23	-5.94	-13.0	-38.23	359.00	Horizontal	Vertical	N/A
2147.000	-32.96	-3.38	-13.0	-19.96	167.00	Horizontal	Vertical	N/A
3486.000	-44.04	2.39	-13.0	-31.04	295.00	Horizontal	Vertical	Pass
6680.000	-44.08	11.05	-13.0	-31.08	247.00	Horizontal	Vertical	Pass

## 6.4 LTE Band 66 Bandwidth 10MHz, Middle Channel

### RSE-H&H 10wid 30MHz-20GHz MID

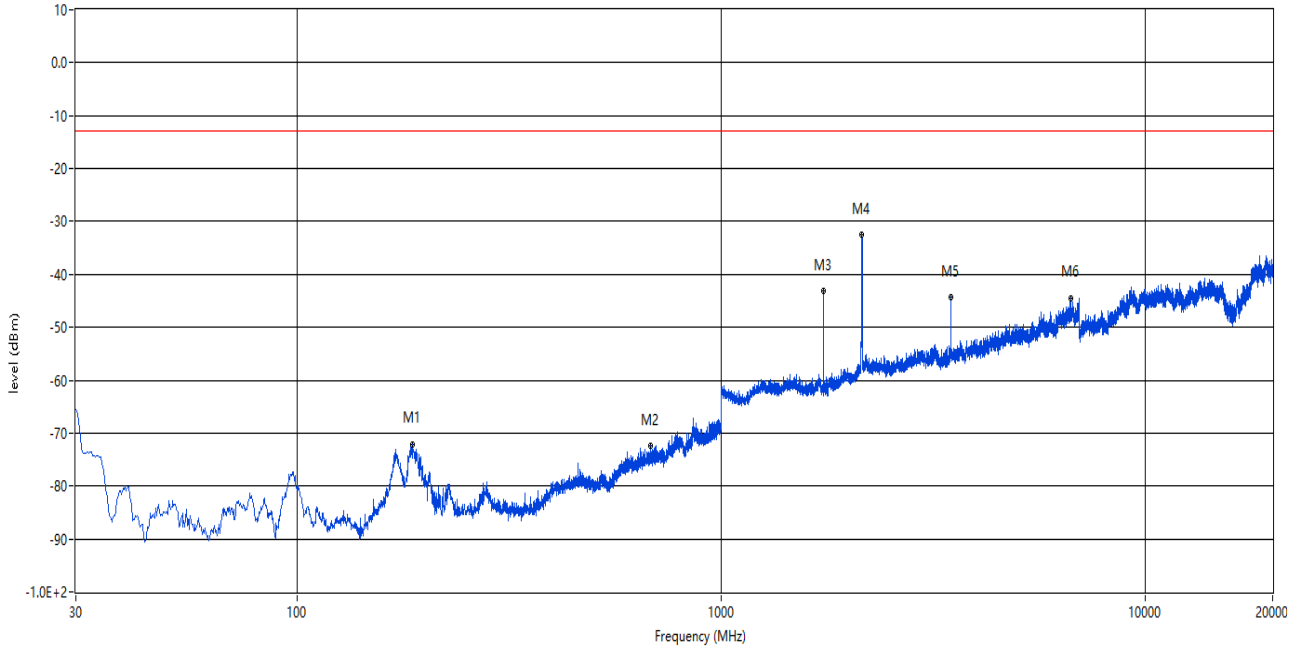
RSE Test case\_FCC PART22&24&27\_FCC PART 27\_LTE B66



Frequency (MHz)	Result (dBm)	Factor (dB)	PK Limit (dBm)	Over Limit (dB)	Table (o)	ANT	EUT	Verdict
190.778	-67.98	-16.88	-13.0	-54.98	222.00	Horizontal	Horizontal	Pass
803.818	-70.01	-1.00	-13.0	-57.01	240.00	Horizontal	Horizontal	Pass
1741.000	-40.79	-5.93	-13.0	-27.79	238.00	Horizontal	Horizontal	N/A
2148.500	-33.46	-3.30	-13.0	-20.46	130.00	Horizontal	Horizontal	N/A
3482.000	-42.24	2.16	-13.0	-29.24	276.00	Horizontal	Horizontal	Pass
6669.000	-43.82	11.40	-13.0	-30.82	115.00	Horizontal	Horizontal	Pass

RSE-H&V 10wid 30MHz-20GHz MID

RSE Test case\_FCC PART22&24&27\_FCC PART 27\_LTE B66

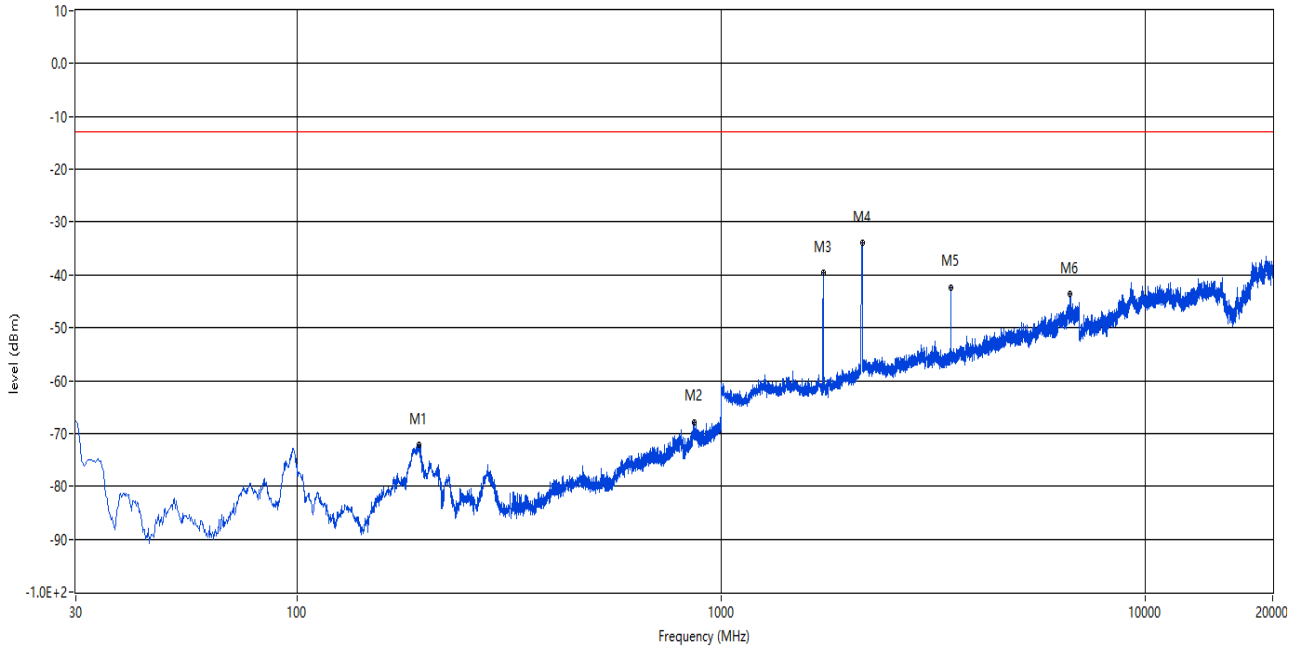


Frequency (MHz)	Result (dBm)	Factor (dB)	PK Limit (dBm)	Over Limit (dB)	Table (o)	ANT	EUT	Verdict
186.655	-72.05	-16.41	-13.0	-59.05	28.00	Horizontal	Vertical	Pass
681.840	-72.31	-4.24	-13.0	-59.31	315.00	Horizontal	Vertical	Pass
1741.000	-43.09	-5.93	-13.0	-30.09	360.00	Horizontal	Vertical	N/A
2143.000	-32.51	-3.53	-13.0	-19.51	153.00	Horizontal	Vertical	N/A
3482.000	-44.39	2.16	-13.0	-31.39	360.00	Horizontal	Vertical	Pass
6674.000	-44.43	11.34	-13.0	-31.43	0.00	Horizontal	Vertical	Pass

## 6.5 LTE Band 66 Bandwidth 15MHz, Middle Channel

### RSE-H&H 15wid 30MHz-20GHz MID

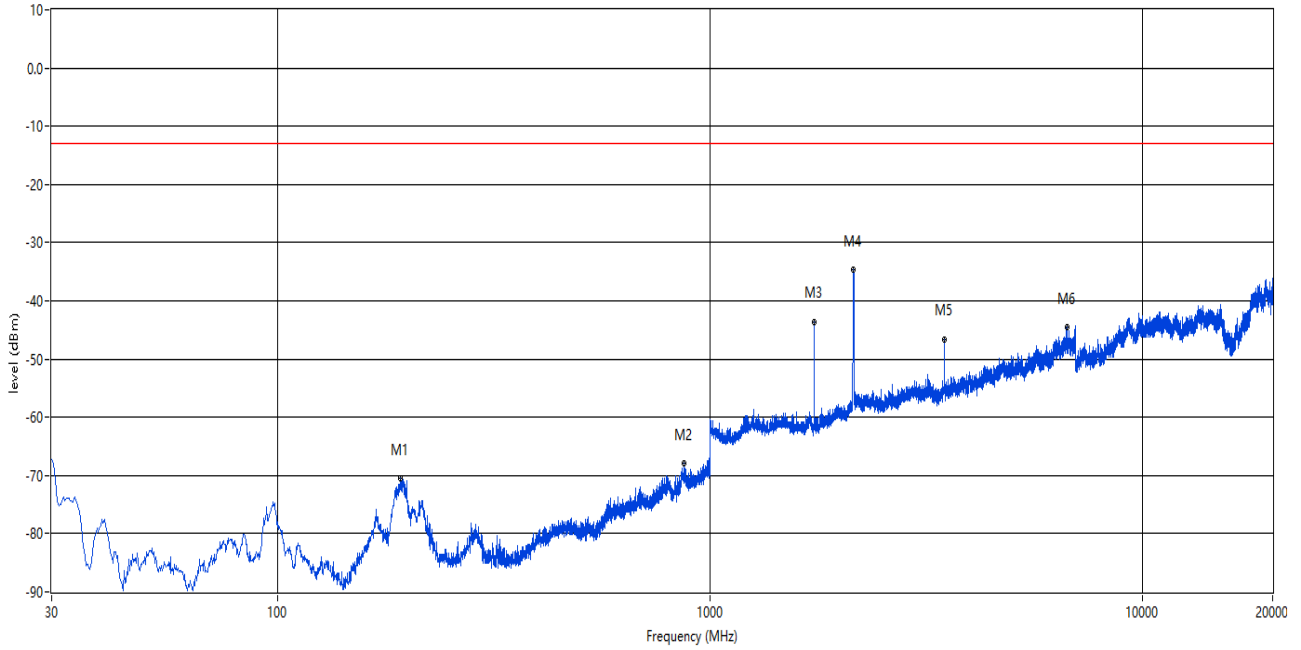
RSE Test case\_FCC PART22&24&27\_FCC PART 27\_LTE B66



Frequency (MHz)	Result (dBm)	Factor (dB)	PK Limit (dBm)	Over Limit (dB)	Table (o)	ANT	EUT	Verdict
193.202	-72.13	-16.84	-13.0	-59.13	77.00	Horizontal	Horizontal	Pass
862.745	-67.78	0.46	-13.0	-54.78	93.00	Horizontal	Horizontal	Pass
1739.000	-39.53	-5.92	-13.0	-26.53	233.00	Horizontal	Horizontal	N/A
2150.500	-34.00	-3.24	-13.0	-21.00	135.00	Horizontal	Horizontal	N/A
3477.000	-42.32	1.91	-13.0	-29.32	218.00	Horizontal	Horizontal	Pass
6662.000	-43.49	11.19	-13.0	-30.49	270.00	Horizontal	Horizontal	Pass

RSE-H&V 15wid 30MHz-20GHz MID

RSE Test case\_FCC PART22&24&27\_FCC PART 27\_LTE B66

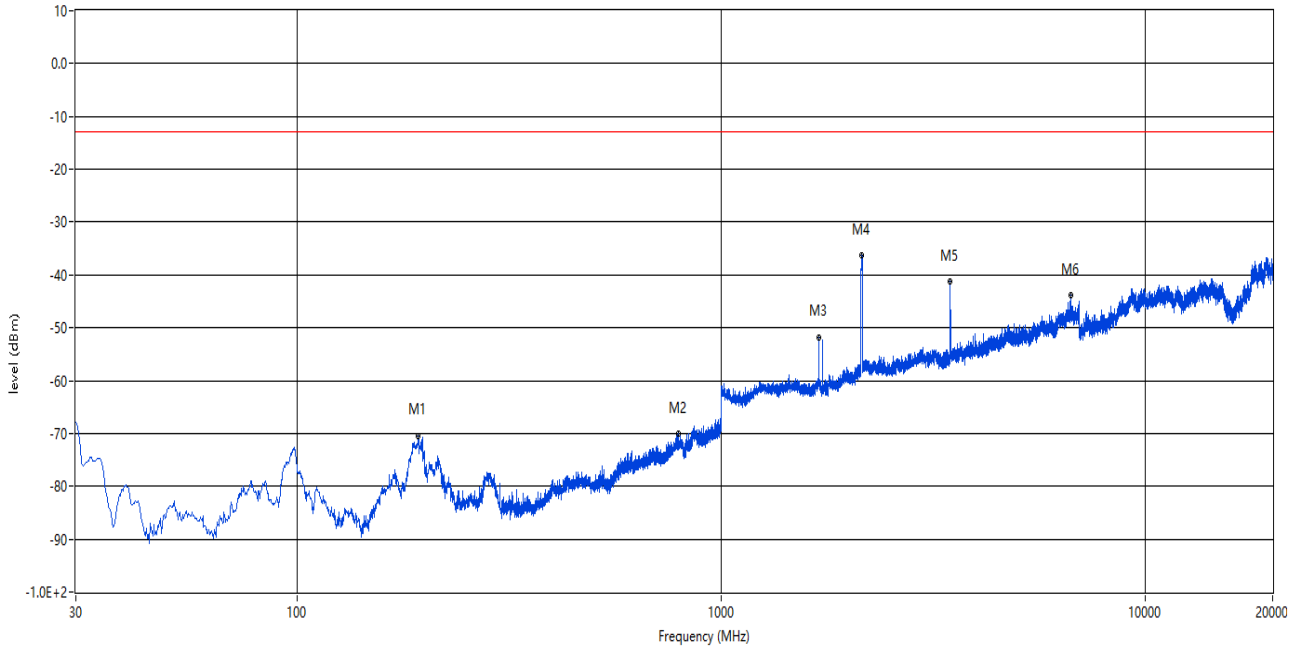


Frequency (MHz)	Result (dBm)	Factor (dB)	PK Limit (dBm)	Over Limit (dB)	Table (o)	ANT	EUT	Verdict
191.990	-70.55	-16.82	-13.0	-57.55	101.00	Horizontal	Vertical	Pass
870.990	-67.79	0.49	-13.0	-54.79	295.00	Horizontal	Vertical	Pass
1739.000	-43.54	-5.92	-13.0	-30.54	327.00	Horizontal	Vertical	N/A
2142.500	-34.70	-3.57	-13.0	-21.70	163.00	Horizontal	Vertical	N/A
3477.000	-46.55	1.91	-13.0	-33.55	278.00	Horizontal	Vertical	Pass
6679.000	-44.50	11.07	-13.0	-31.50	140.00	Horizontal	Vertical	Pass

## 6.6 LTE Band 66 Bandwidth 20MHz, Middle Channel

### RSE-H&H 20wid 30MHz-20GHz MID

RSE Test case\_FCC PART22&24&27\_FCC PART 27\_LTE B66

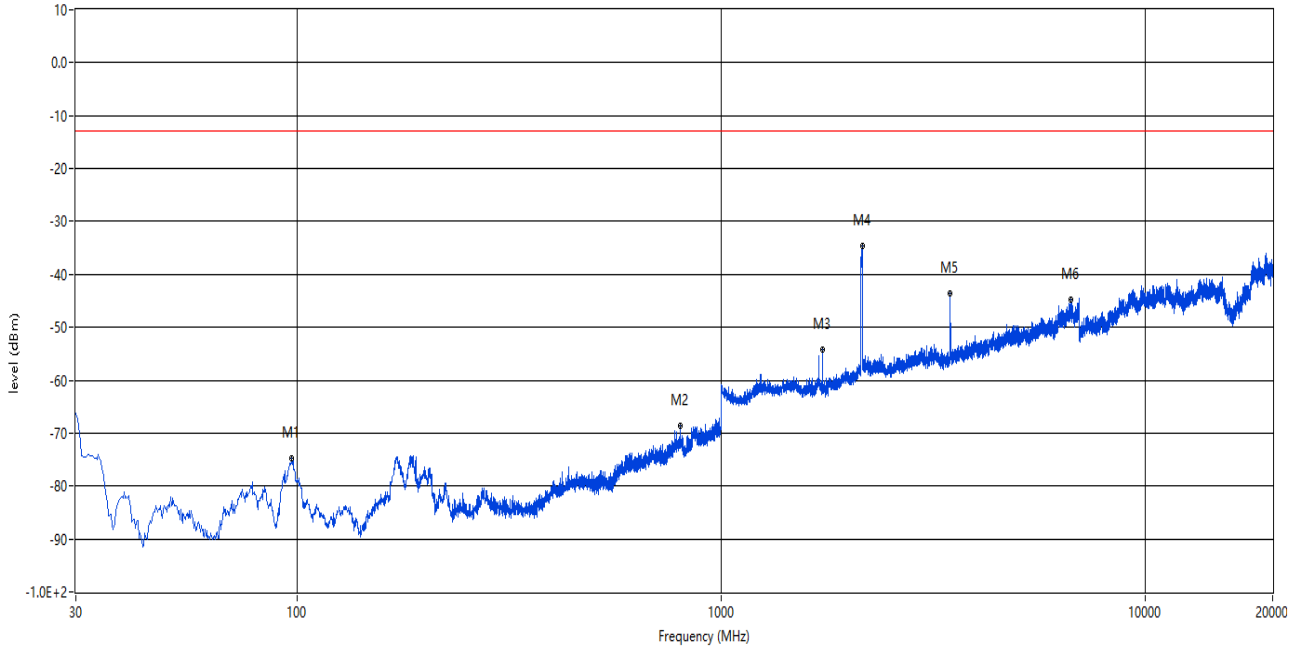


Frequency (MHz)	Result (dBm)	Factor (dB)	PK Limit (dBm)	Over Limit (dB)	Table (o)	ANT	EUT	Verdict
192.718	-70.41	-16.83	-13.0	-57.41	104.00	Horizontal	Horizontal	Pass
793.148	-70.09	-1.68	-13.0	-57.09	186.00	Horizontal	Horizontal	Pass
1701.000	-51.75	-5.69	-13.0	-38.75	215.00	Horizontal	Horizontal	N/A
2143.500	-36.24	-3.48	-13.0	-23.24	197.00	Horizontal	Horizontal	N/A
3473.000	-41.22	1.83	-13.0	-28.22	234.00	Horizontal	Horizontal	Pass
6683.000	-43.92	10.42	-13.0	-30.92	39.00	Horizontal	Horizontal	Pass



RSE-H&V 20wid 30MHz-20GHz MID

RSE Test case\_FCC PART22&24&27\_FCC PART 27\_LTE B66

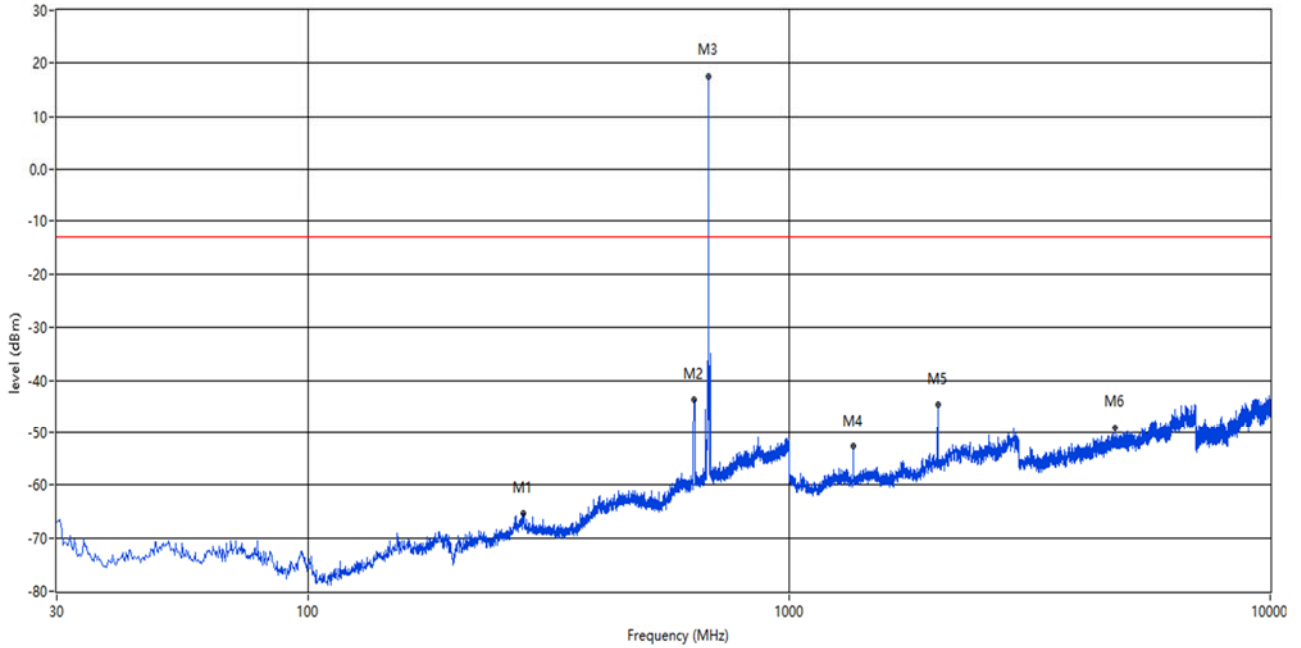


Frequency (MHz)	Result (dBm)	Factor (dB)	PK Limit (dBm)	Over Limit (dB)	Table (o)	ANT	EUT	Verdict
96.930	-74.68	-22.87	-13.0	-61.68	15.00	Horizontal	Vertical	Pass
799.937	-68.63	-1.07	-13.0	-55.63	260.00	Horizontal	Vertical	Pass
1736.500	-54.22	-5.90	-13.0	-41.22	360.00	Horizontal	Vertical	N/A
2150.500	-34.70	-3.24	-13.0	-21.70	326.00	Horizontal	Vertical	N/A
3473.000	-43.61	1.83	-13.0	-30.61	0.00	Horizontal	Vertical	Pass
6686.000	-44.71	9.90	-13.0	-31.71	70.00	Horizontal	Vertical	Pass

## 7 LTE Band 71

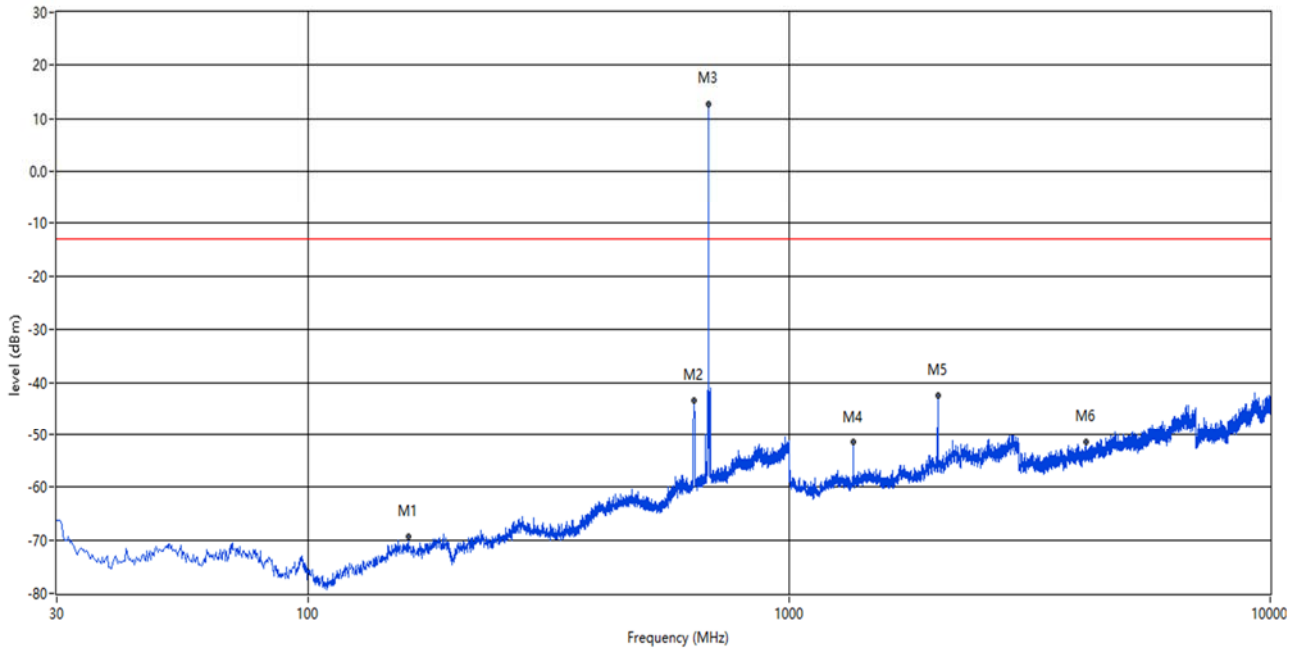
### 7.1 LTE Band 71 Bandwidth 5MHz, Middle Channel

RSE-H&H 5wid 30MHz-10GHz MID



Frequency (MHz)	Result (dBm)	Factor (dB)	PK Limit (dBm)	Over Limit (dB)	Table (o)	ANT	EUT	Verdict
279.533	-65.38	28.73	-13.0	-52.38	353.00	Horizontal	Horizontal	Pass
633.097	-43.65	35.44	-13.0	-30.65	34.00	Horizontal	Horizontal	N/A
678.445	17.60	36.28	-13.0	30.60	212.00	Horizontal	Horizontal	N/A
1357.000	-52.71	-4.64	-13.0	-39.71	55.00	Horizontal	Horizontal	Pass
2035.500	-44.68	-1.82	-13.0	-31.68	213.00	Horizontal	Horizontal	Pass
4756.000	-48.98	5.76	-13.0	-35.98	123.00	Horizontal	Horizontal	Pass

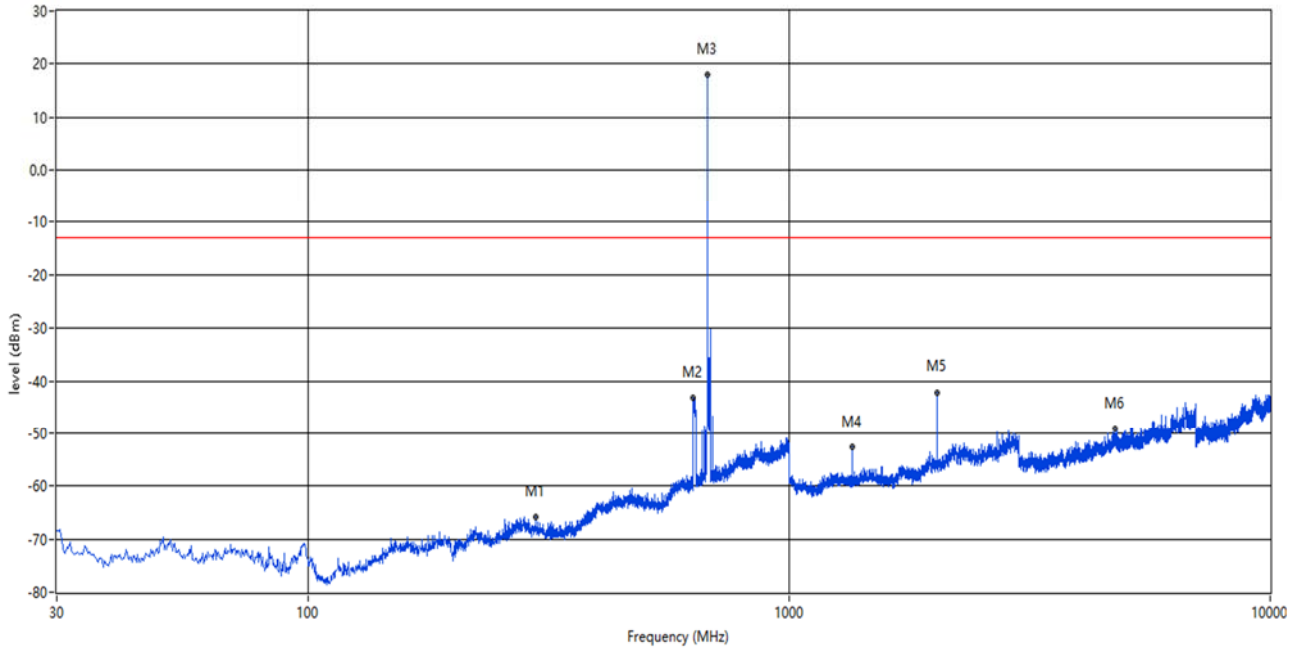
RSE-H&V 5wid 30MHz-10GHz MID



Frequency (MHz)	Result (dBm)	Factor (dB)	PK Limit (dBm)	Over Limit (dB)	Table (o)	ANT	EUT	Verdict
161.193	-69.31	24.46	-13.0	-56.31	61.00	Horizontal	Vertical	Pass
632.612	-43.42	35.40	-13.0	-30.42	31.00	Horizontal	Vertical	N/A
678.445	12.74	36.28	-13.0	25.74	31.00	Horizontal	Vertical	N/A
1357.000	-51.52	-4.64	-13.0	-38.52	311.00	Horizontal	Vertical	Pass
2035.500	-42.53	-1.82	-13.0	-29.53	146.00	Horizontal	Vertical	Pass
4150.000	-51.35	3.26	-13.0	-38.35	50.00	Horizontal	Vertical	Pass

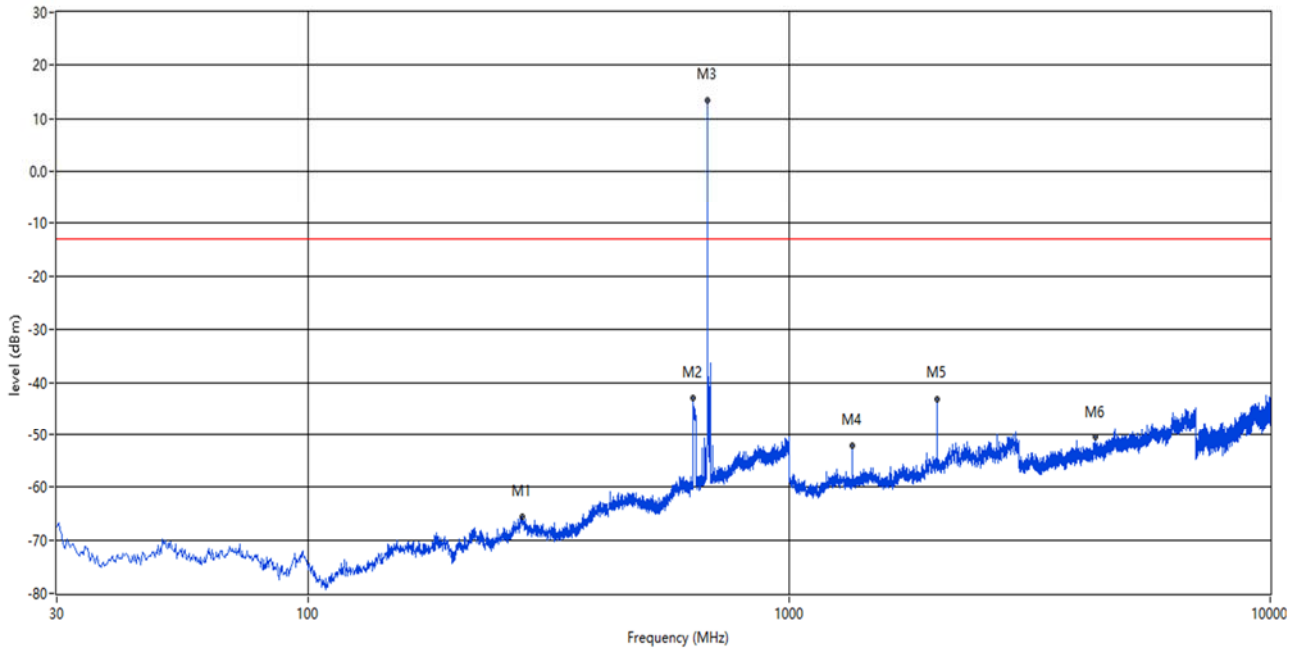
## 7.2 LTE Band 71 Bandwidth 10MHz, Middle Channel

RSE-H&H 10wid 30MHz-10GHz MID



Frequency (MHz)	Result (dBm)	Factor (dB)	PK Limit (dBm)	Over Limit (dB)	Table (o)	ANT	EUT	Verdict
297.235	-65.86	27.55	-13.0	-52.86	39.00	Horizontal	Horizontal	Pass
630.430	-43.25	35.16	-13.0	-30.25	17.00	Horizontal	Horizontal	N/A
676.020	17.98	36.05	-13.0	30.98	220.00	Horizontal	Horizontal	N/A
1352.500	-52.60	-4.61	-13.0	-39.60	229.00	Horizontal	Horizontal	Pass
2029.000	-42.19	-1.66	-13.0	-29.19	229.00	Horizontal	Horizontal	Pass
4750.000	-49.07	5.83	-13.0	-36.07	360.00	Horizontal	Horizontal	Pass

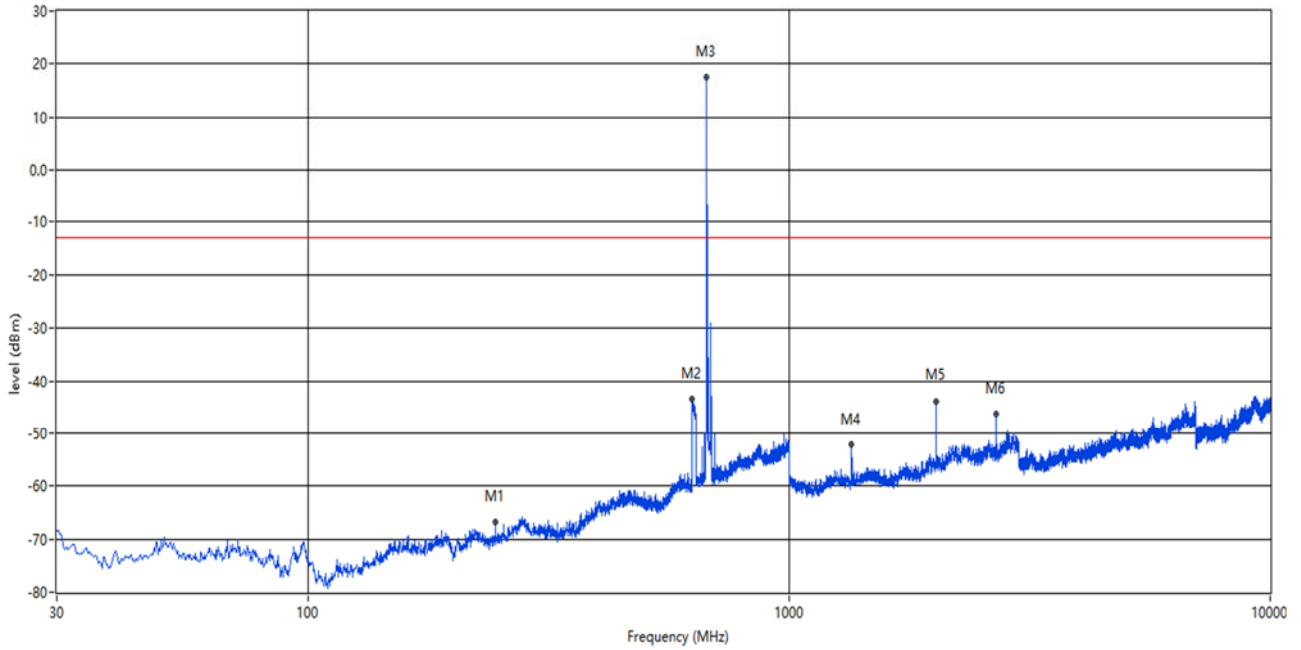
RSE-H&V 10wid 30MHz-10GHz MID



Frequency (MHz)	Result (dBm)	Factor (dB)	PK Limit (dBm)	Over Limit (dB)	Table (o)	ANT	EUT	Verdict
278.805	-65.71	28.68	-13.0	-52.71	241.00	Horizontal	Vertical	Pass
630.673	-43.00	35.20	-13.0	-30.00	25.00	Horizontal	Vertical	N/A
676.020	13.38	36.05	-13.0	26.38	12.00	Horizontal	Vertical	N/A
1352.500	-52.04	-4.61	-13.0	-39.04	105.00	Horizontal	Vertical	Pass
2028.500	-43.10	-1.61	-13.0	-30.10	341.00	Horizontal	Vertical	Pass
4338.000	-50.53	4.16	-13.0	-37.53	4.00	Horizontal	Vertical	Pass

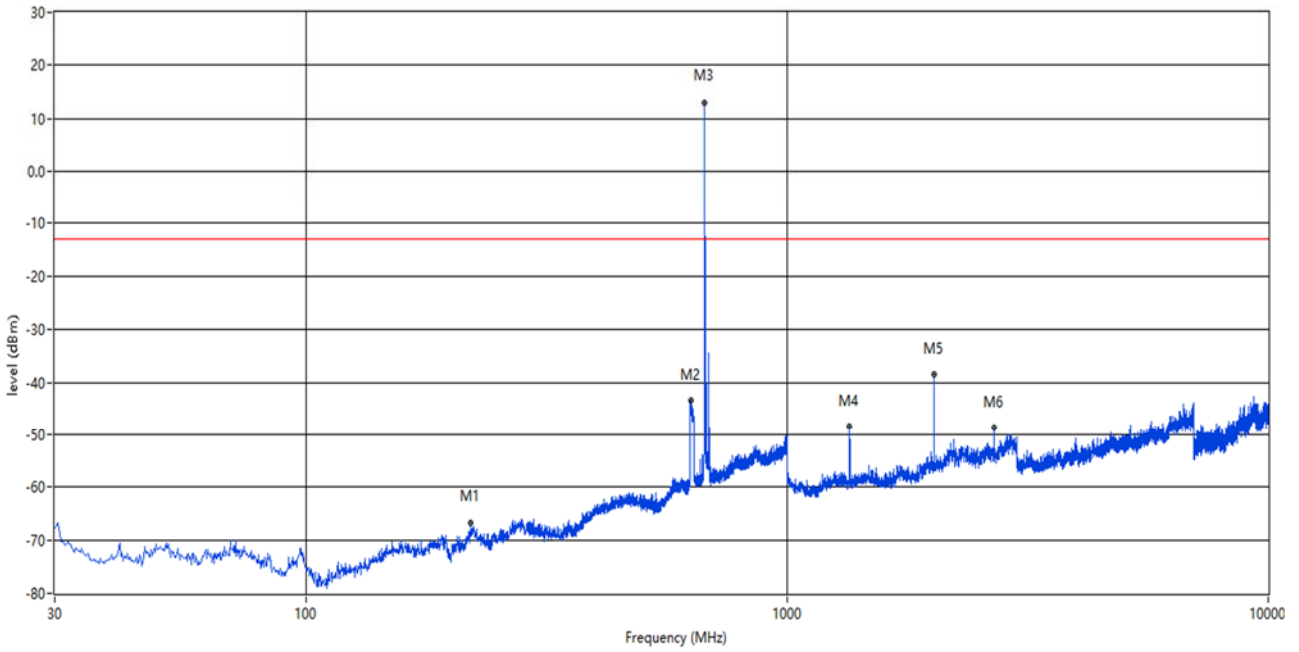
### 7.3 LTE Band 71 Bandwidth 15MHz, Middle Channel

RSE-H&H 15wid 30MHz-10GHz MID



Frequency (MHz)	Result (dBm)	Factor (dB)	PK Limit (dBm)	Over Limit (dB)	Table (o)	ANT	EUT	Verdict
245.098	-66.86	25.48	-13.0	-53.86	248.00	Horizontal	Horizontal	Pass
628.005	-43.47	35.17	-13.0	-30.47	46.00	Horizontal	Horizontal	N/A
673.838	17.42	36.25	-13.0	30.42	199.00	Horizontal	Horizontal	N/A
1348.000	-52.10	-4.70	-13.0	-39.10	62.00	Horizontal	Horizontal	Pass
2022.000	-43.78	-1.41	-13.0	-30.78	298.00	Horizontal	Horizontal	Pass
2696.000	-46.27	1.64	-13.0	-33.27	354.00	Horizontal	Horizontal	Pass

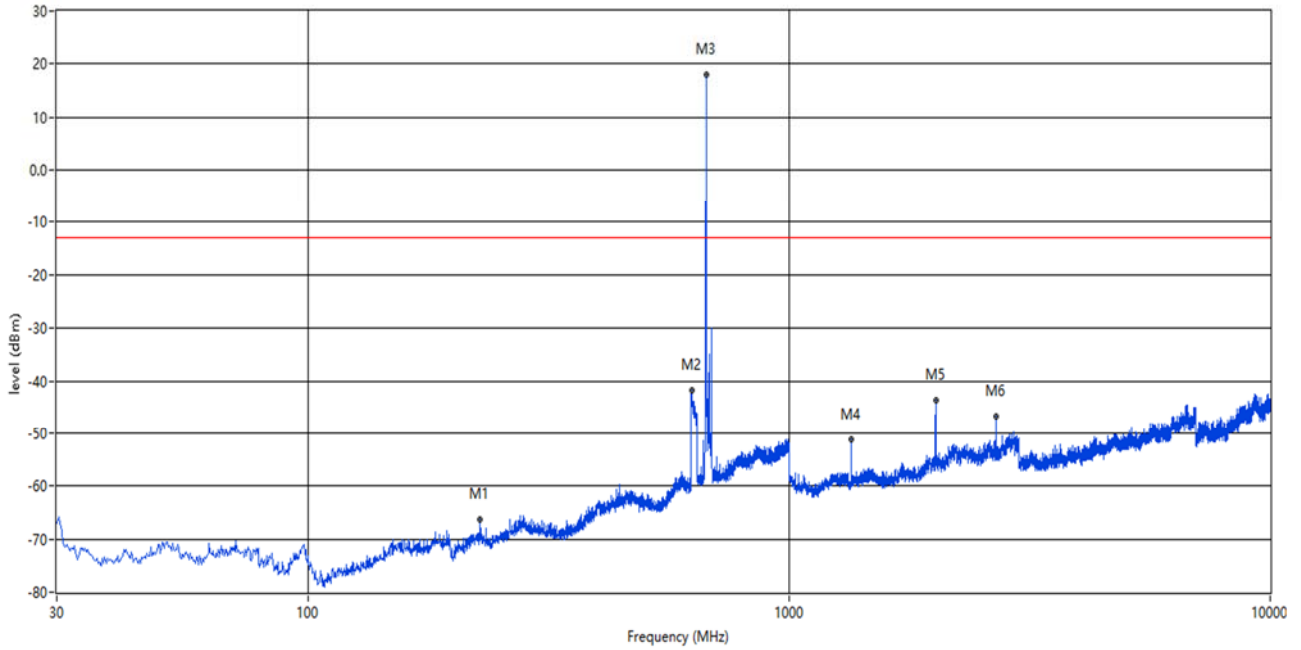
RSE-H&V 15wid 30MHz-10GHz MID



Frequency (MHz)	Result (dBm)	Factor (dB)	PK Limit (dBm)	Over Limit (dB)	Table (o)	ANT	EUT	Verdict
220.120	-66.66	25.07	-13.0	-53.66	81.00	Horizontal	Vertical	Pass
631.400	-43.50	35.32	-13.0	-30.50	32.00	Horizontal	Vertical	N/A
673.838	13.11	36.25	-13.0	26.11	65.00	Horizontal	Vertical	N/A
1348.000	-48.41	-4.70	-13.0	-35.41	344.00	Horizontal	Vertical	Pass
2022.000	-38.44	-1.41	-13.0	-25.44	10.00	Horizontal	Vertical	Pass
2696.000	-48.62	1.64	-13.0	-35.62	335.00	Horizontal	Vertical	Pass

## 7.4 LTE Band 71 Bandwidth 20MHz, Middle Channel

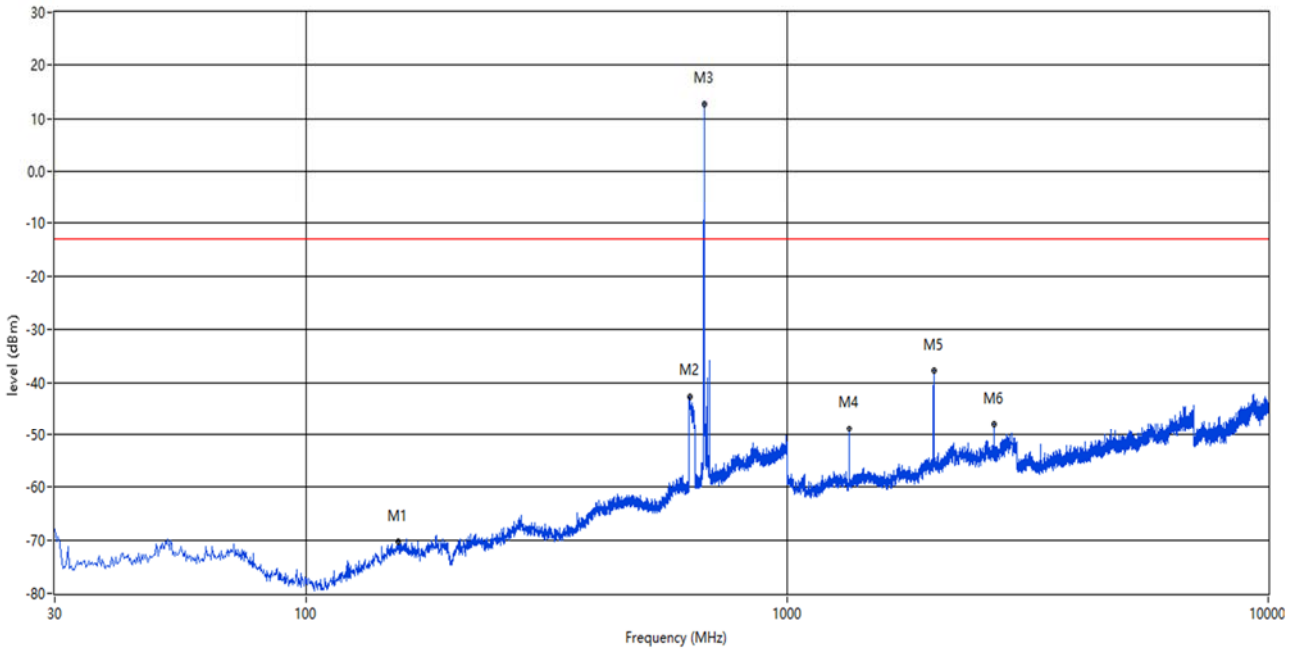
RSE-H&H 20wid 30MHz-10GHz MID



Frequency (MHz)	Result (dBm)	Factor (dB)	PK Limit (dBm)	Over Limit (dB)	Table (o)	ANT	EUT	Verdict
227.880	-66.31	25.72	-13.0	-53.31	78.00	Horizontal	Horizontal	Pass
626.793	-41.87	35.27	-13.0	-28.87	27.00	Horizontal	Horizontal	N/A
671.655	17.98	36.33	-13.0	30.98	207.00	Horizontal	Horizontal	N/A
1344.000	-51.25	-4.89	-13.0	-38.25	51.00	Horizontal	Horizontal	Pass
2015.500	-43.75	-1.75	-13.0	-30.75	237.00	Horizontal	Horizontal	Pass
2687.000	-46.77	1.69	-13.0	-33.77	0.00	Horizontal	Horizontal	Pass



RSE-H&V 20wid 30MHz-10GHz MID



Frequency (MHz)	Result (dBm)	Factor (dB)	PK Limit (dBm)	Over Limit (dB)	Table (o)	ANT	EUT	Verdict
155.615	-70.30	24.35	-13.0	-57.30	149.00	Horizontal	Vertical	Pass
627.035	-42.60	35.28	-13.0	-29.60	40.00	Horizontal	Vertical	N/A
671.655	12.76	36.33	-13.0	25.76	29.00	Horizontal	Vertical	N/A
1344.000	-48.73	-4.89	-13.0	-35.73	333.00	Horizontal	Vertical	Pass
2015.500	-37.72	-1.75	-13.0	-24.72	0.00	Horizontal	Vertical	Pass
2686.500	-47.86	1.65	-13.0	-34.86	333.00	Horizontal	Vertical	Pass