


Appendix D





Photographs

| |
|--|
| 1. SAR measurement System |
| 2. Photographs of Tissue Simulate Liquid |
| 3. Photographs of EUT test position |
| 4. EUT Constructional Details |


1. SAR measurement System



2. Photographs of Tissue Simulate Liquid

| Photo 1: Tissue Simulant Liquid for Head 835 | Photo 2: Tissue Simulant Liquid for Head 1900 |
|---|--|
|  <p>15cm</p> |  |
| Photo 3: Tissue Simulant Liquid for Head 2450 | Photo 4: Tissue Simulant Liquid for Head 2600 |
|  |  |

3. Photographs of EUT test position

| Photo 5: Front side 0mm | NA |
|---|----|
|  | NA |

4. EUT Constructional Details

