


Appendix D





Photographs

1. SAR measurement System
2. Photographs of Tissue Simulate Liquid
3. Photographs of EUT test position
4. EUT Constructional Details
5. Serial Number of EUT







1. SAR measurement System



2. Photographs of Tissue Simulate Liquid

<p>Photo 1: Tissue Simulant Liquid for Body 835</p>	<p>Photo 2: Tissue Simulant Liquid for Body 1900</p>
	
<p>Photo 3: Tissue Simulant Liquid for Body 2450</p>	<p>Photo 4: Tissue Simulant Liquid for Body 2600</p>
	

3. Photographs of EUT test position

<p>Photo 5: Front side 0mm</p>	<p>Photo 6: Back side 0mm</p>
	
<p>Photo 7: Left side 0mm</p>	<p>Photo 8: Right side 0mm</p>
	
<p>Photo 9: Top side 0mm</p>	<p>Photo 10: Bottom side 0mm</p>
	

4. EUT Constructional Details

Photo 11: Front View	Photo 12: Back View
