



RF TEST REPORT

Product Name: Smart Phone

Model Name: CP12s

FCC ID: R38YLCP12S

Issued For : Yulong Computer Telecommunication Scientific (Shenzhen)
Co., Ltd
Floor 20, Block C, Coolpad Building North High-Tech Industrial
Park, Nanshan District, Shenzhen, China

Issued By : Shenzhen LGT Test Service Co., Ltd.
Room 205, Building 13, Zone B, Zhenxiong Industrial Park,
No.177, Renmin West Road, Jinsha, Kengzi Street, Pingshan
District, Shenzhen, Guangdong, China

Report Number: LGT24B033RF05

Sample Received Date: Feb. 26, 2024

Date of Test: Feb. 26, 2024 – Mar. 27, 2024

Date of Issue: Mar. 27, 2024

The test report is effective only with both signature and specialized stamp. This report shall not be reproduced except in full without the written approval of the Laboratory. The results in this report only apply to the tested sample.

TEST REPORT CERTIFICATION

Applicant: Yulong Computer Telecommunication Scientific (Shenzhen) Co., Ltd
Address: Floor 20, Block C, Coolpad Building North High-Tech Industrial Park, Nanshan District, Shenzhen, China

Manufacturer: Yulong Computer Telecommunication Scientific (Shenzhen) Co., Ltd
Address: Floor 20, Block C, Coolpad Building North High-Tech Industrial Park, Nanshan District, Shenzhen, China

Product Name: Smart Phone

Trademark: coolpad

Model Name: CP12s

Sample Status: Normal

| APPLICABLE STANDARDS | |
|---|--------------|
| STANDARD | TEST RESULTS |
| FCC Part 22H and 24E, 27 KDB 971168 D01 v03r01, ANSI C63.26(2015) | PASS |

Prepared by:

Zane Shan

Zane Shan
Engineer

Approved by:

Vita Li

Vita Li
Technical Director



Table of Contents

Page

| | |
|--|-----------|
| 1 SUMMARY OF TEST RESULTS | 5 |
| 2 INTRODUCTION | 6 |
| 2.1 TEST FACTORY | 6 |
| 2.2 MEASUREMENT UNCERTAINTY | 6 |
| 3. PRODUCT INFORMATION | 7 |
| 4 TEST CONFIGURATION OF EQUIPMENT UNDER TEST | 8 |
| 5 MEASUREMENT INSTRUMENTS | 9 |
| 6 TEST ITEMS | 10 |
| 6.1 CONDUCTED OUTPUT POWER | 10 |
| 6.2 PEAK TO AVERAGE RATIO | 11 |
| 6.3 TRANSMITTER RADIATED POWER (EIRP/ERP) | 12 |
| 6.4 OCCUPIED BANDWIDTH | 13 |
| 6.5 FREQUENCY STABILITY | 14 |
| 6.6 SPURIOUS EMISSIONS AT ANTENNA TERMINALS | 15 |
| 6.7 BAND EDGE | 16 |
| 6.8 FIELD STRENGTH OF SPURIOUS RADIATION MEASUREMENT | 17 |
| APPENDIX I - TESTRESULT | 19 |
| 2G | 19 |
| CONDUCTED OUTPUT POWER | 19 |
| FREQUENCY STABILITY | 20 |
| PEAK-TO-AVERAGE RATIO | 23 |
| OCCUPIED BANDWIDTH | 30 |
| BAND EDGE | 37 |
| OUT-OF-BAND EMISSIONS | 42 |
| RADIATED SPURIOUS EMISSION | 49 |
| 3G | 55 |
| CONDUCTED OUTPUT POWER | 55 |
| FREQUENCY STABILITY | 58 |
| PEAK-TO-AVERAGE RATIO | 59 |
| OCCUPIED BANDWIDTH | 63 |
| BAND EDGE | 67 |
| OUT-OF-BAND EMISSIONS | 70 |
| RADIATED SPURIOUS EMISSION | 74 |
| APPENDIX II - PHOTOS OF TEST SETUP | 83 |

Revision History

| Rev. | Issue Date | Revisions |
|------|---------------|---------------|
| 00 | Mar. 27, 2024 | Initial Issue |
| | | |

1 SUMMARY OF TEST RESULTS

Test procedures according to the technical standards:

The radiated emission testing was performed according to the procedures of KDB 971168 D01 v03r01 and ANSI C63.26-2015

| FCC Rules | Test Description | Test Limit | Test Result | Reference |
|-------------------------------------|--|---|-------------|-----------|
| 2.1046 | Conducted Output Power | Reporting Only | PASS | |
| 22.913d 24.232d | Peak-to-Average Ratio | < 13 dB | PASS | |
| 2.1046 22.913 24.232 27.50 | Effective Radiated Power/Equivalent Isotropic Radiated Power | < 7 Watts max. ERP(Part 22) < 2 Watts max. EIRP(Part 24) <1 Watts max. EIRP(Part 27) | PASS | |
| 2.1049 22.917 24.238 27.53 | Occupied Bandwidth | Reporting Only | PASS | |
| 2.1055 22.355 24.235 27.54 | Frequency Stability | < 2.5 ppm (Part 22) Emission must remain in band (Part 24) Emission must remain in band (Part 27) | PASS | |
| 2.1051 22.917 24.238 27.53 | Spurious Emission at Antenna Terminals | < 43+10log ₁₀ (P[Watts]) | PASS | |
| 2.1053 22.917 24.238 27.53 | Field Strength of Spurious Radiation | < 43+10log ₁₀ (P[Watts]) | PASS | |
| 2.1051 22.917 24.238 27.53 | Band Edge | < 43+10log ₁₀ (P[Watts]) | PASS | |

2 INTRODUCTION

2.1 TEST FACTORY

| | |
|---------------------------|--|
| Company Name: | Shenzhen LGT Test Service Co., Ltd. |
| Address: | Room 205, Building 13, Zone B, Zhenxiong Industrial Park, No.177, Renmin West Road, Jinsha, Kengzi Street, Pingshan District, Shenzhen, Guangdong, China |
| Accreditation Certificate | A2LA Certificate No.: 6727.01 |
| | FCC Registration No.: 746540 |
| | CAB ID: CN0136 |

2.2 MEASUREMENT UNCERTAINTY

The measurement uncertainties shown below were calculated in accordance with the requirements of ANSI C63.26. All measurement uncertainty values are shown with a coverage factor of $k = 2$ to indicate a 95% level of confidence. The measurement data shown herein meets or exceeds the UCISPR measurement uncertainty values specified in CISPR 16-4-2 and, thus, can be compared directly to specified limits to determine compliance.

| No. | Item | Uncertainty |
|-----|-----------------------------------|----------------------|
| 1 | RF output power, conducted | $\pm 0.68\text{dB}$ |
| 2 | Unwanted Emissions, conducted | $\pm 2.988\text{dB}$ |
| 3 | All emissions, radiated 9K-30MHz | $\pm 2.84\text{dB}$ |
| 4 | All emissions, radiated 30M-1GHz | $\pm 4.39\text{dB}$ |
| 5 | All emissions, radiated 1G-6GHz | $\pm 5.10\text{dB}$ |
| 6 | All emissions, radiated >6G | $\pm 5.48\text{dB}$ |
| 7 | Conducted Emission (9KHz-150KHz) | $\pm 2.79\text{dB}$ |
| 8 | Conducted Emission (150KHz-30MHz) | $\pm 2.80\text{dB}$ |

Note: The measurement uncertainty is not included in the test result.

3. PRODUCT INFORMATION

| | |
|-----------------------------|---|
| Product Name: | Smart Phone |
| Trademark: | coolpad |
| Model Name: | CP12s |
| Series Model: | N/A |
| Model Difference: | N/A |
| Tx Frequency: | GSM/GPRS/EDGE: 850: 824 MHz ~ 849MHz 1900: 1850 MHz ~ 1910MHz WCDMA: Band V: 824 MHz ~ 849 MHz Band II: 1850 MHz ~ 1910 MHz Band IV: 1710 MHz ~ 1755 MHz |
| Rx Frequency: | GSM/GPRS/EDGE: 850: 869 MHz ~ 894 MHz 1900: 1930 MHz ~ 1990MHz WCDMA: Band V: 869 MHz ~ 894 MHz Band II: 1930 MHz ~ 1990 MHz Band IV: 2110 MHz ~ 2155 MHz |
| Modulation Characteristics: | GMSK for GSM/GPRS; GMSK and 8PSK for EDGE WCDMA: QPSK; HSDPA: QPSK/16QAM; HSUPA: BPSK |
| SIM Card: | SIM 1 and SIM 2 is a chipset unit and tested as single chipset, SIM 1 is used to tested. |
| Antenna: | FPC |
| Antenna gain: | 2G 850: -2.8dBi, 2G 1900: 0.3dBi 3G WCDMA BAND 2: 0.3dBi 3G WCDMA BAND 4: 0.1dBi 3G WCDMA BAND 5: -2.8dBi |
| Adapter: | Input: 100-240V, 50/60Hz, 0.5A Output: 5V, 3A;9V,2.22A;12V,1.67A |
| Battery: | Capacity: 4900mAh Rated Voltage: 3.85V |
| EGPRS Class: | Multi-Class12 |
| Extreme Vol. Limits: | 3.6V to 4.35V (Nominal 3.85V) |
| Extreme Temp. Tolerance: | -20°C to + 55°C |
| Hardware version: | V1.0 |
| Software version: | full_k62v1_64bsp-userdebug 12 SP1A.210812.016mp1V14105 test-keys |

**** Note: The High Voltage 4.35V and Low Voltage 3.6V was declared by manufacturer, The EUT couldn't be operate normally with higher or lower voltage, the antenna information refer the manufacturer provide report, applicable only to the tested sample identified in the report.**

4 TEST CONFIGURATION OF EQUIPMENT UNDER TEST

Antenna port conducted and radiated test items were performed according to KDB 971168 D01 and ANSI C63.26 2015 Power Meas. License Digital Systems with maximum output power.

Radiated measurements were performed with rotating EUT in different three orthogonal test planes to find the maximum emission.

Radiated emissions were investigated as following frequency range:

1. 30 MHz to 10th harmonic for GSM850/WCDMA Band V.
2. 30 MHz to 10th harmonic for GSM1900 and WCDMA Band II/ WCDMA Band IV.

All modes and data rates and positions were investigated.

Test modes are chosen to be reported as the worst-case configuration below:

| BAND | TEST MODES | |
|---------------|-------------------------------------|-------------------------------------|
| | RADIATED TCS | CONDUCTED TCS |
| GSM 850 | GSM LINK GPRS/EDGE CLASS 12 LINK | GSM LINK GPRS/EDGE CLASS 12 LINK |
| GSM 1900 | GSM LINK GPRS/EDGE CLASS 12 LINK | GSM LINK GPRS/EDGE CLASS 12 LINK |
| WCDMA BAND V | RMC 12.2KBPS LINK | RMC 12.2KBPS LINK |
| WCDMA BAND IV | RMC 12.2KBPS LINK | RMC 12.2KBPS LINK |
| WCDMA BAND II | RMC 12.2KBPS LINK | RMC 12.2KBPS LINK |

5 MEASUREMENT INSTRUMENTS

| Radiation Test equipment | | | | | |
|---------------------------------|---------------------|-----------|------------|------------|------------|
| Equipment | Manufacturer | Model No. | Serial No. | Cal. Date | Cal. Until |
| EMI Test Receiver | R&S | ESU | 100372 | 2023.04.13 | 2024.04.12 |
| Spectrum Analyzer | Keysight | N9010B | MY60242508 | 2023.08.14 | 2024.08.13 |
| Active loop Antenna | ETS | 6502 | 00049544 | 2022.06.02 | 2025.06.01 |
| Bilog Antenna | SCHWARZBECK | VULB 9168 | 01447 | 2022.12.12 | 2025.12.11 |
| Horn Antenna | SCHWARZBECK | 3115 | 10SL0060 | 2022.06.02 | 2025.06.01 |
| Pre-amplifier (9kHz-1GHz) | EMtrace | RP01A | 02017 | 2023.04.07 | 2024.04.06 |
| Pre-amplifier(1-26.5G) | Agilent | 8449B | 3008A4722 | 2023.04.07 | 2024.04.06 |
| RE Cable (9K-1G) | N.A | R01 | N.A | 2023.04.07 | 2024.04.06 |
| RE Cable (1-26G) | N.A | R02 | N.A | 2023.04.07 | 2024.04.06 |
| Temperature & Humidity | KTJ | TA218B | N.A | 2023.04.24 | 2024.04.23 |
| Testing Software | EMC-I_V1.4.0.3_SKET | | | | |

| RF Connected Test equipment | | | | | |
|--|----------------------------|-----------|------------|------------|------------|
| Equipment | Manufacturer | Model No. | Serial No. | Cal. Date | Cal. Until |
| Signal Generator | Keysight | N5182B | MY59100717 | 2023.04.07 | 2024.04.06 |
| Signal Analyzer | Keysight | N9010B | MY60242508 | 2023.08.14 | 2024.08.13 |
| Wireless Communications Test Set | R&S | CMW 500 | 137737 | 2023.04.13 | 2024.04.12 |
| Temperature & Humidity | KTJ | TA218B | N/A | 2023.04.24 | 2024.04.23 |
| Temperature & Humidity test chamber | AISRY | LX-1000L | 171200018 | 2023.08.14 | 2024.08.13 |
| Attenuator | eastsheep | 90db | N/A | 2023.04.10 | 2024.04.09 |
| Testing Software | MTS 8310_2.0.0.0_MWRF-TEST | | | | |

Equipment with a calibration date of “NCR” shown in this list was not used to make direct calibrated measurements.

6 TEST ITEMS

6.1 CONDUCTED OUTPUT POWER

TEST OVERVIEW

A system simulator was used to establish communication with the EUT. Its parameters were set to enforce EUT transmitting at the maximum power. The measured power in the radio frequency on the transmitter output terminals shall be reported.

TEST PROCEDURES

1. The transmitter output port was connected to the system simulator.
2. Set eut at maximum power through the system simulator.
3. Select lowest, middle, and highest channels for each band and different modulation.
4. Measure and record the power level from the system simulator.

TEST SETUP



TEST RESULT

Note: Test data See APPENDIX I.

6.2 PEAK TO AVERAGE RATIO

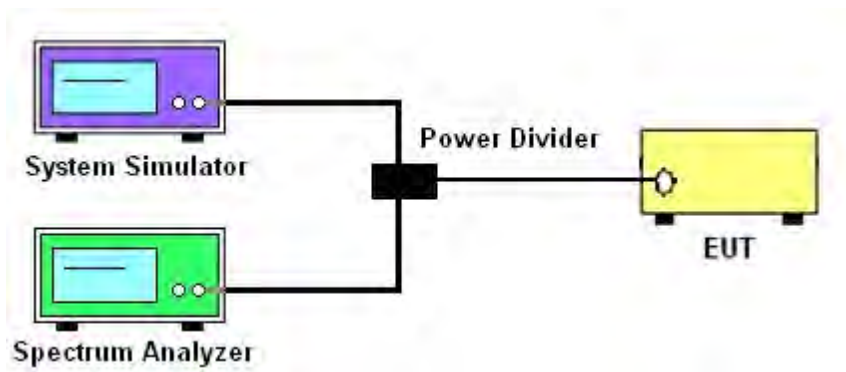
TEST OVERVIEW

According to §24.232(d), power measurements for transmissions by stations authorized under this section may be made either in accordance with a commission-approved average power technique or in compliance with paragraph (e) of this section. In both instances, equipment employed must be authorized in accordance with the provisions of §24.51. In measuring transmissions in this band using an average power technique, the peak-to-average ratio (PAR) of the transmission may not exceed 13 db.

TEST PROCEDURES

1. The testing follows FCC KDB 971168 v03r01 section.
2. The eut was connected to the peak and av system simulator& spectrum analyzer.
3. Select lowest, middle, and highest channels for each band and different modulation.
4. Set the test probe and measure average power of the spectrum analysis,

TEST SETUP



TEST RESULT

Note: Test data See APPENDIX I.

6.3 TRANSMITTER RADIATED POWER (EIRP/ERP)

TEST OVERVIEW

Effective Radiated Power (ERP) and Equivalent Isotropic Radiated Power (EIRP) measurements are performed using the substitution method described in ANSI C63.26 2015 with the EUT transmitting into an integral antenna. Measurements on signals operating below 1GHz are performed using vertically polarized tuned dipole antennas. Measurements on signals operating above 1GHz are performed using vertically polarized broadband horn antennas. All measurements are performed as RMS average measurements while the EUT is operating at maximum power, and at the appropriate frequencies.

TEST PROCEDURE

1. The testing follows FCC KDB 971168 Section 5.8 and ANSI C63.26-2015 Section 5.2.
2. The transmitter was placed on a wooden turntable, and it was transmitting into a non-radiating load which was also placed on the turntable.
3. The measurement antenna was placed at a distance of 3 meters from the EUT. During the tests, the antenna height and polarization as well as EUT azimuth were varied in order to identify the maximum level of emissions from the EUT. The test was performed by placing the EUT on 3-orthogonal axis.
4. The frequency range up to tenth harmonic of the fundamental frequency was investigated.
5. Remove the EUT and replace it with substitution antenna. A signal generator was connected to the substitution antenna by a nonradiating cable. The absolute levels of the spurious emissions were measured by the substitution.
6. Effective Isotropic Radiated Power (EIRP) was measured by substitution method according to ANSI C63.26-2015. The EUT was replaced by the substitution antenna at same location, and then a known power from S.G. was applied into the dipole antenna through a Tx cable, and then recorded the maximum Analyzer reading through raised and lowered the test antenna.
EIRP=S.G Level+ Gain-Cable loss; ERP=S.G Level+ Gain-Cable loss-2.15.

TEST RESULT

Note: Test data See APPENDIX I.

6.4 OCCUPIED BANDWIDTH

TEST OVERVIEW

The occupied bandwidth, that is the frequency bandwidth such that, below its lower and above its upper frequency limits, the mean powers radiated are each equal to 0.5 percent of the total mean power radiated by a given emission shall be measured.

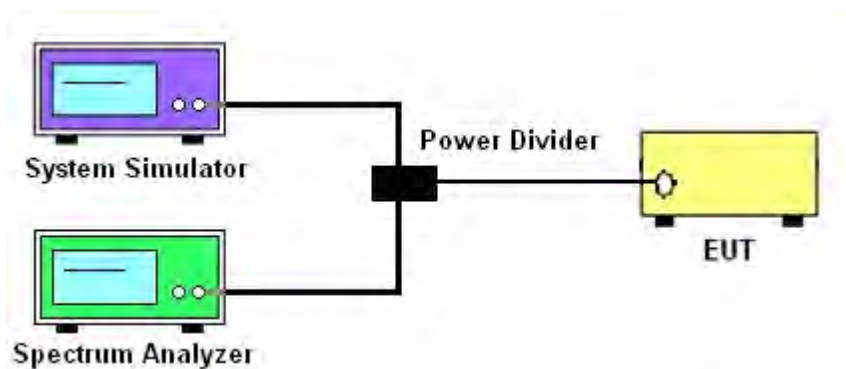
The 26 dB emission bandwidth is defined as the frequency range between two points, one above and one below the carrier frequency, at which the spectral density of the emission is attenuated 26 dB below the maximum in-band spectral density of the modulated signal. Spectral density (power per unit bandwidth) is to be measured with a detector of resolution bandwidth equal to approximately 1.0% of the emission bandwidth.

All modes of operation were investigated and the worst-case configuration results are reported in this section.

TEST PROCEDURE

1. The signal analyzer's automatic bandwidth measurement capability was used to perform the 99% occupied bandwidth and the 26dB bandwidth. The bandwidth measurement was not influenced by any intermediate power nulls in the fundamental emission.
2. RBW = 1 – 5% of the expected OBW
3. VBW $\geq 3 \times$ RBW
4. Detector = Peak
5. Trace mode = max hold
6. Sweep = auto couple
7. The trace was allowed to stabilize
8. If necessary, steps 2 – 7 were repeated after changing the RBW such that it would be within 1 – 5% of the 99% occupied bandwidth observed in Step 7

TEST SETUP



TEST RESULT

Note: Test data See APPENDIX I.

6.5 FREQUENCY STABILITY

TEST OVERVIEW

Frequency stability testing is performed in accordance with the guidelines of ANSI C63.26 2015. The frequency stability of the transmitter is measured by:

- a.) Temperature: The temperature is varied from -30°C to $+50^{\circ}\text{C}$ in 10°C increments using an environmental chamber.
- b.) Primary Supply Voltage: The primary supply voltage is varied from 85% to 115% of the nominal value for non hand-carried battery and AC powered equipment. For hand-carried, battery-powered equipment, primary supply voltage is reduced to the battery operating end point which shall be specified by the manufacturer.

For Part 22, the frequency stability of the transmitter shall be maintained within $\pm 0.00025\%$ (± 2.5 ppm) of the center frequency. For Part 24 the frequency stability shall be sufficient to ensure that the fundamental emission stays within the authorized frequency block.

TEST PROCEDURE

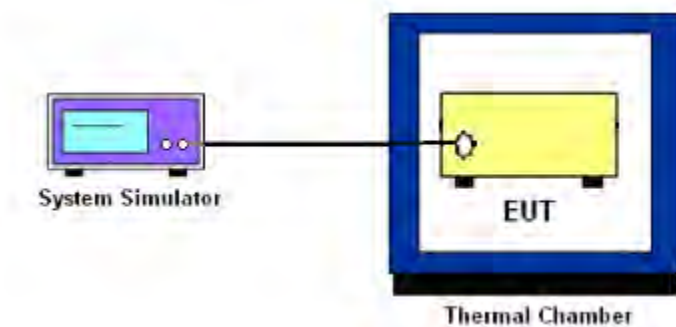
Temperature Variation

1. The testing follows FCC KDB 971168 D01 section 9.0
2. The EUT was set up in the thermal chamber and connected with the system simulator.
3. With power OFF, the temperature was decreased to -30°C and the EUT was stabilized before testing. Power was applied and the maximum change in frequency was recorded within one minute.
4. With power OFF, the temperature was raised in 10°C steps up to 50°C . The EUT was stabilized at each step for at least half an hour. Power was applied and the maximum frequency change was recorded within one minute.

Voltage Variation

1. The testing follows FCC KDB 971168 D01 Section 9.0.
2. The EUT was placed in a temperature chamber at $25\pm 5^{\circ}\text{C}$ and connected with the system simulator.
3. The power supply voltage to the EUT was varied from 85% to 115% of the nominal value measured at the input to the EUT.
4. The variation in frequency was measured for the worst case.

TEST SETUP



TEST RESULT

Note: Test data See APPENDIX I.

6.6 SPURIOUS EMISSIONS AT ANTENNA TERMINALS

TEST OVERVIEW

The power of any emission outside of the authorized operating frequency ranges must be lower than the transmitter power (P) by a factor of at least $43 + 10 \log (P)$ dB.

It is measured by means of a calibrated spectrum analyzer and scanned from 30 MHz up to a frequency including its 10th harmonic.

TEST PROCEDURE

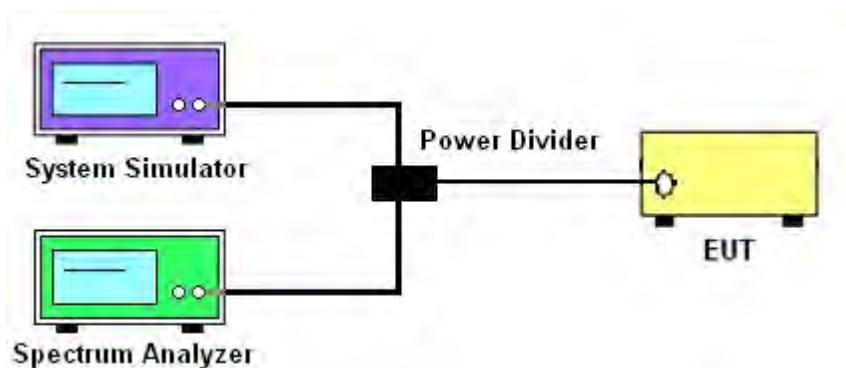
1. The testing FCC KDB 971168 D01 v03r01 Section 6.0. and ANSI C63.26-2015-Section 5.7.
2. The EUT was connected to the spectrum analyzer and system simulator via a power divider.
3. The RF output of EUT was connected to the spectrum analyzer by an RF cable and attenuator. The path loss was compensated to the results for each measurement.
4. The middle channel for the highest RF power within the transmitting frequency was measured.
5. The conducted spurious emission for the whole frequency range was taken.
6. The RF fundamental frequency should be excluded against the limit line in the operating frequency band.
7. The limit line is derived from $43 + 10\log(P)$ dB below the transmitter power P(Watts)

$$= P(W) - [43 + 10\log(P)] \text{ (dB)}$$

$$= [30 + 10\log(P)] \text{ (dBm)} - [43 + 10\log(P)] \text{ (dB)}$$

$$= -13\text{dBm.}$$

TEST SETUP



TEST RESULT

Note: Test data See APPENDIX I.

6.7 BAND EDGE

TEST OVERVIEW

All out of band emissions are measured with a spectrum analyzer connected to the antenna terminal of the EUT while the EUT is operating at maximum power, and at the appropriate frequencies. All data rates were investigated to determine the worst-case configuration. All modes of operation were investigated and the worst-case configuration results are reported in this section.

The minimum permissible attenuation level of any spurious emission is $43 + \log_{10}(P[\text{Watts}])$, where P is the transmitter power in Watts.

TEST PROCEDURE

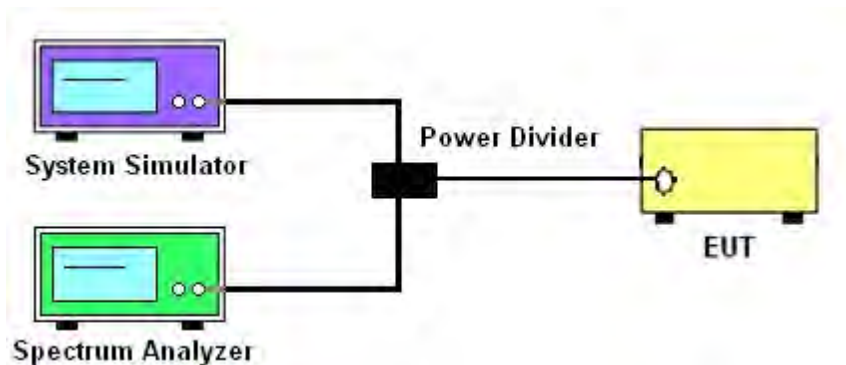
1. The testing FCC KDB 971168 D01 v03r01 Section 6.0 and ANSI C63.26-2015-Section 5.7
2. Start and stop frequency were set such that the band edge would be placed in the center of the Plot.
3. The EUT was connected to the spectrum analyzer and system simulator via a power divider.
4. The RF output of EUT was connected to the spectrum analyzer by an RF cable and attenuator. The path loss was compensated to the results for each measurement.
5. The band edges of low and high channels for the highest RF powers were measured.
6. The RF fundamental frequency should be excluded against the limit line in the operating frequency band.
7. The limit line is derived from $43 + 10\log(P)$ dB below the transmitter power P(Watts)

$$= P(\text{W}) - [43 + 10\log(P)] (\text{dB})$$

$$= [30 + 10\log(P)] (\text{dBm}) - [43 + 10\log(P)] (\text{dB})$$

$$= -13\text{dBm}.$$

TEST SETUP



TEST RESULT

Note: Test data See APPENDIX I.

6.8 FIELD STRENGTH OF SPURIOUS RADIATION MEASUREMENT

TEST OVERVIEW

Radiated spurious emissions measurements are performed using the substitution method described in ANSI C63.26-2015 with the EUT transmitting into an integral antenna. Measurements on signals operating below 1GHz are performed using horizontally and vertically polarized tuned dipole antennas. Measurements on signals operating above 1GHz are performed using vertically and horizontally polarized horn antennas. All measurements are performed as peak measurements while the EUT is operating at maximum power and at the appropriate frequencies.

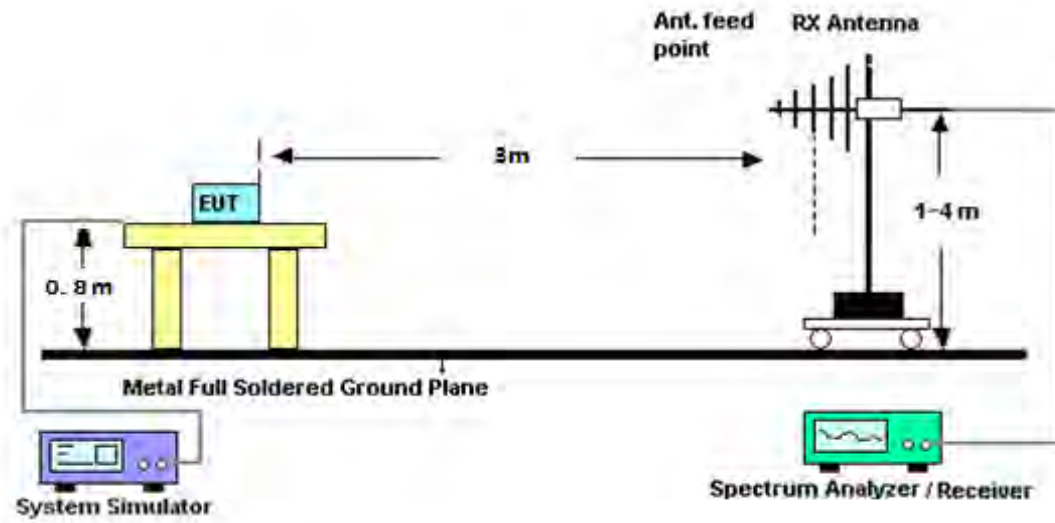
It is measured by means of a calibrated spectrum analyzer and scanned from 30 MHz up to a frequency including its 10th harmonic.

TEST PROCEDURE

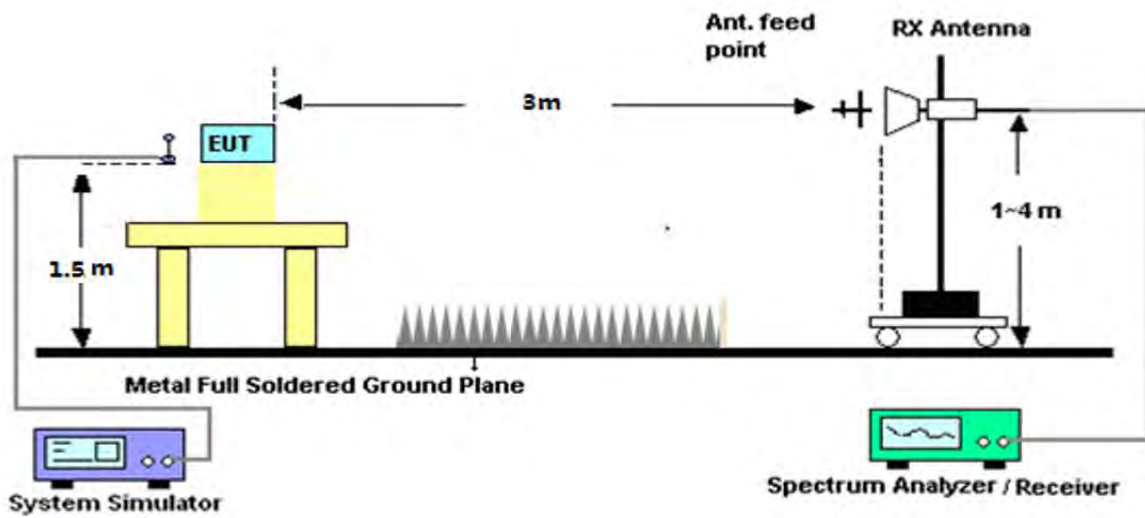
1. The testing FCC KDB 971168 D01 Section 5.8 and ANSI C63.26-2015-Section 5.5.
2. RBW = 100kHz for emissions below 1GHz and 1MHz for emissions above 1GHz
3. VBW \geq 3 x RBW
4. Span = 1.5 times the OBW
5. No. of sweep points > 2 x span/RBW
6. Detector = Peak
7. Trace mode = max hold
8. The trace was allowed to stabilize
9. Effective Isotropic Spurious Radiation was measured by substitution method according to TIA/EIA-603-D. The EUT was replaced by the substitution antenna at same location, and then a known power from S.G. was applied into the dipole antenna through a Tx cable, and then recorded the maximum Analyzer reading through raised and lowered the test antenna.
 $P_{Mea} = S.G \text{ Level} + \text{Ant-Cable loss}$; $\text{Margin} = P_{Mea} - \text{Limit}$.

TEST SETUP

For radiated test from 30MHz to 1GHz



For radiated test from above 1GHz



TEST RESULT

Note: Test data See APPENDIX I.

APPENDIX I - TESTRESULT

2G

Conducted output power

| Band | Channel | Frequency (MHz) | Power (dBm) | Gain (dB) | ERP (dBm) | ERP Limit (dBm) | Verdict |
|-----------------|---------|-----------------|-------------|-----------|-----------|-----------------|---------|
| GSM850 | 128 | 824.2 | 34.81 | -2.8 | 29.86 | 38.45 | PASS |
| GSM850 | 190 | 836.6 | 34.45 | -2.8 | 29.50 | 38.45 | PASS |
| GSM850 | 251 | 848.8 | 34.38 | -2.8 | 29.43 | 38.45 | PASS |
| GPRS850 1 Slot | 128 | 824.2 | 34.78 | -2.8 | 29.83 | 38.45 | PASS |
| GPRS850 1 Slot | 190 | 836.6 | 34.47 | -2.8 | 29.52 | 38.45 | PASS |
| GPRS850 1 Slot | 251 | 848.8 | 34.40 | -2.8 | 29.45 | 38.45 | PASS |
| GPRS850 2 Slot | 128 | 824.2 | 32.68 | -2.8 | 27.73 | 38.45 | PASS |
| GPRS850 2 Slot | 190 | 836.6 | 32.17 | -2.8 | 27.22 | 38.45 | PASS |
| GPRS850 2 Slot | 251 | 848.8 | 31.99 | -2.8 | 27.04 | 38.45 | PASS |
| GPRS850 3 Slot | 128 | 824.2 | 30.76 | -2.8 | 25.81 | 38.45 | PASS |
| GPRS850 3 Slot | 190 | 836.6 | 30.22 | -2.8 | 25.27 | 38.45 | PASS |
| GPRS850 3 Slot | 251 | 848.8 | 30.09 | -2.8 | 25.14 | 38.45 | PASS |
| GPRS850 4 Slot | 128 | 824.2 | 28.58 | -2.8 | 23.63 | 38.45 | PASS |
| GPRS850 4 Slot | 190 | 836.6 | 28.05 | -2.8 | 23.10 | 38.45 | PASS |
| GPRS850 4 Slot | 251 | 848.8 | 27.78 | -2.8 | 22.83 | 38.45 | PASS |
| EGPRS850 1 Slot | 128 | 824.2 | 27.64 | -2.8 | 22.69 | 38.45 | PASS |
| EGPRS850 1 Slot | 190 | 836.6 | 27.09 | -2.8 | 22.14 | 38.45 | PASS |
| EGPRS850 1 Slot | 251 | 848.8 | 27.37 | -2.8 | 22.42 | 38.45 | PASS |
| EGPRS850 2 Slot | 128 | 824.2 | 26.17 | -2.8 | 21.22 | 38.45 | PASS |
| EGPRS850 2 Slot | 190 | 836.6 | 26.10 | -2.8 | 21.15 | 38.45 | PASS |
| EGPRS850 2 Slot | 251 | 848.8 | 26.15 | -2.8 | 21.20 | 38.45 | PASS |
| EGPRS850 3 Slot | 128 | 824.2 | 23.86 | -2.8 | 18.91 | 38.45 | PASS |
| EGPRS850 3 Slot | 190 | 836.6 | 23.89 | -2.8 | 18.94 | 38.45 | PASS |
| EGPRS850 3 Slot | 251 | 848.8 | 24.01 | -2.8 | 19.06 | 38.45 | PASS |
| EGPRS850 4 Slot | 128 | 824.2 | 21.02 | -2.8 | 16.07 | 38.45 | PASS |
| EGPRS850 4 Slot | 190 | 836.6 | 21.29 | -2.8 | 16.34 | 38.45 | PASS |
| EGPRS850 4 Slot | 251 | 848.8 | 21.20 | -2.8 | 16.25 | 38.45 | PASS |

| Band | Channel | Frequency (MHz) | Power (dBm) | Gain (dB) | EIRP (dBm) | EIRP Limit (dBm) | Verdict |
|------------------|---------|-----------------|-------------|-----------|------------|------------------|---------|
| GSM1900 | 512 | 1850.2 | 31.94 | 0.3 | 32.24 | 33.01 | PASS |
| GSM1900 | 661 | 1880 | 31.41 | 0.3 | 31.71 | 33.01 | PASS |
| GSM1900 | 810 | 1909.8 | 31.53 | 0.3 | 31.83 | 33.01 | PASS |
| GPRS1900 1 Slot | 512 | 1850.2 | 31.88 | 0.3 | 32.18 | 33.01 | PASS |
| GPRS1900 1 Slot | 661 | 1880 | 31.34 | 0.3 | 31.64 | 33.01 | PASS |
| GPRS1900 1 Slot | 810 | 1909.8 | 31.54 | 0.3 | 31.84 | 33.01 | PASS |
| GPRS1900 2 Slot | 512 | 1850.2 | 28.42 | 0.3 | 28.72 | 33.01 | PASS |
| GPRS1900 2 Slot | 661 | 1880 | 28.49 | 0.3 | 28.79 | 33.01 | PASS |
| GPRS1900 2 Slot | 810 | 1909.8 | 28.52 | 0.3 | 28.82 | 33.01 | PASS |
| GPRS1900 3 Slot | 512 | 1850.2 | 26.78 | 0.3 | 27.08 | 33.01 | PASS |
| GPRS1900 3 Slot | 661 | 1880 | 26.93 | 0.3 | 27.23 | 33.01 | PASS |
| GPRS1900 3 Slot | 810 | 1909.8 | 26.85 | 0.3 | 27.15 | 33.01 | PASS |
| GPRS1900 4 Slot | 512 | 1850.2 | 24.74 | 0.3 | 25.04 | 33.01 | PASS |
| GPRS1900 4 Slot | 661 | 1880 | 24.82 | 0.3 | 25.12 | 33.01 | PASS |
| GPRS1900 4 Slot | 810 | 1909.8 | 24.83 | 0.3 | 25.13 | 33.01 | PASS |
| EGPRS1900 1 Slot | 512 | 1850.2 | 27.68 | 0.3 | 27.98 | 33.01 | PASS |
| EGPRS1900 1 Slot | 661 | 1880 | 27.72 | 0.3 | 28.02 | 33.01 | PASS |
| EGPRS1900 1 Slot | 810 | 1909.8 | 27.17 | 0.3 | 27.47 | 33.01 | PASS |
| EGPRS1900 2 Slot | 512 | 1850.2 | 26.23 | 0.3 | 26.53 | 33.01 | PASS |
| EGPRS1900 2 Slot | 661 | 1880 | 26.18 | 0.3 | 26.48 | 33.01 | PASS |
| EGPRS1900 2 Slot | 810 | 1909.8 | 25.52 | 0.3 | 25.82 | 33.01 | PASS |
| EGPRS1900 3 Slot | 512 | 1850.2 | 23.20 | 0.3 | 23.50 | 33.01 | PASS |
| EGPRS1900 3 Slot | 661 | 1880 | 23.49 | 0.3 | 23.79 | 33.01 | PASS |
| EGPRS1900 3 Slot | 810 | 1909.8 | 23.02 | 0.3 | 23.32 | 33.01 | PASS |
| EGPRS1900 4 Slot | 512 | 1850.2 | 21.22 | 0.3 | 21.52 | 33.01 | PASS |
| EGPRS1900 4 Slot | 661 | 1880 | 21.61 | 0.3 | 21.91 | 33.01 | PASS |
| EGPRS1900 4 Slot | 810 | 1909.8 | 21.17 | 0.3 | 21.47 | 33.01 | PASS |

Frequency stability

| GSM 850 /836.6MHz | | | | | |
|-------------------|----------------|-----------------|------------|--------|--------|
| Temperature (°C) | Voltage | Freq. Dev. | Freq. Dev. | Limit | Result |
| | (Volt) | (Hz) | (ppm) | | |
| 50 | Normal Voltage | 0.75 | 0.001 | 2.5ppm | PASS |
| 40 | | 0.55 | 0.001 | | |
| 30 | | 0.23 | 0.000 | | |
| 20 | | -0.61 | -0.001 | | |
| 10 | | -0.29 | 0.000 | | |
| 0 | | -0.77 | -0.001 | | |
| -10 | | 0.32 | 0.000 | | |
| -20 | | -0.30 | 0.000 | | |
| -30 | | -0.46 | -0.001 | | |
| 20 | | Maximum Voltage | 0.67 | | |
| 20 | BEP | -0.40 | 0.000 | | |

| GPRS 850 /836.6MHz | | | | | |
|--------------------|----------------|-----------------|------------|--------|--------|
| Temperature (°C) | Voltage | Freq. Dev. | Freq. Dev. | Limit | Result |
| | (Volt) | (Hz) | (ppm) | | |
| 50 | Normal Voltage | 2.41 | 0.003 | 2.5ppm | PASS |
| 40 | | -2.16 | -0.003 | | |
| 30 | | 2.13 | 0.003 | | |
| 20 | | 2.74 | 0.003 | | |
| 10 | | -2.34 | -0.003 | | |
| 0 | | 2.32 | 0.003 | | |
| -10 | | 2.37 | 0.003 | | |
| -20 | | 2.07 | 0.002 | | |
| -30 | | -2.35 | -0.003 | | |
| 20 | | Maximum Voltage | -2.20 | | |
| 20 | BEP | 2.24 | 0.003 | | |

| EGPRS 850 /836.6MHz | | | | | |
|---------------------|----------------|-----------------|------------|--------|--------|
| Temperature (°C) | Voltage | Freq. Dev. | Freq. Dev. | Limit | Result |
| | (Volt) | (Hz) | (ppm) | | |
| 50 | Normal Voltage | -2.07 | -0.002 | 2.5ppm | PASS |
| 40 | | 2.05 | 0.002 | | |
| 30 | | 1.89 | 0.002 | | |
| 20 | | 1.97 | 0.002 | | |
| 10 | | 2.01 | 0.002 | | |
| 0 | | -1.61 | -0.002 | | |
| -10 | | -1.55 | -0.002 | | |
| -20 | | 2.07 | 0.002 | | |
| -30 | | 1.82 | 0.002 | | |
| 20 | | Maximum Voltage | 1.51 | | |
| 20 | BEP | -1.67 | -0.002 | | |

| GSM 1900 / 1880MHz | | | | | |
|---------------------|----------------|-----------------|------------|------------------------------|--------|
| Temperature (°C) | Voltage | Freq. Dev. | Freq. Dev. | Limit | Result |
| | (Volt) | (Hz) | (ppm) | | |
| 50 | Normal Voltage | -12.27 | -0.007 | Within Authorized Band | PASS |
| 40 | | -12.14 | -0.006 | | |
| 30 | | -12.01 | -0.006 | | |
| 20 | | 22.50 | 0.012 | | |
| 10 | | -11.84 | -0.006 | | |
| 0 | | -12.09 | -0.006 | | |
| -10 | | 11.95 | 0.006 | | |
| -20 | | 12.22 | 0.006 | | |
| -30 | | -11.96 | -0.006 | | |
| 20 | | Maximum Voltage | -12.18 | | |
| 20 | BEP | -11.85 | -0.006 | | |

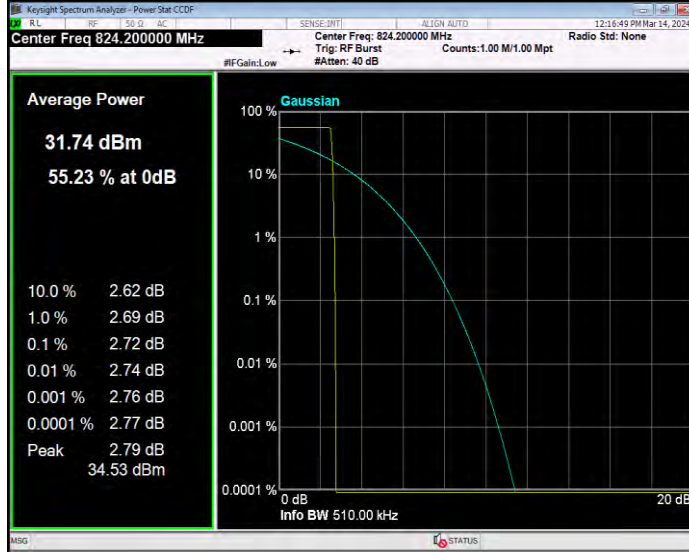
| GPRS 1900 / 1880MHz | | | | | |
|-----------------------------|----------------|-------------------|-------------------|------------------------------|---------------|
| Temperature (°C) | Voltage | Freq. Dev. | Freq. Dev. | Limit | Result |
| | (Volt) | (Hz) | (ppm) | | |
| 50 | Normal Voltage | 0.94 | 0.000 | Within Authorized Band | PASS |
| 40 | | -0.94 | -0.001 | | |
| 30 | | -0.89 | 0.000 | | |
| 20 | | 0.26 | 0.000 | | |
| 10 | | -0.89 | 0.000 | | |
| 0 | | -0.79 | 0.000 | | |
| -10 | | -1.19 | -0.001 | | |
| -20 | | -1.24 | -0.001 | | |
| -30 | | -1.18 | -0.001 | | |
| 20 | | Maximum Voltage | 0.82 | | |
| 20 | BEP | -0.75 | 0.000 | | |

| EGPRS 1900 / 1880MHz | | | | | |
|-----------------------------|----------------|-------------------|-------------------|------------------------------|---------------|
| Temperature (°C) | Voltage | Freq. Dev. | Freq. Dev. | Limit | Result |
| | (Volt) | (Hz) | (ppm) | | |
| 50 | Normal Voltage | 1.65 | 0.001 | Within Authorized Band | PASS |
| 40 | | -1.78 | -0.001 | | |
| 30 | | 1.81 | 0.001 | | |
| 20 | | -4.81 | -0.003 | | |
| 10 | | 1.38 | 0.001 | | |
| 0 | | 1.85 | 0.001 | | |
| -10 | | 1.62 | 0.001 | | |
| -20 | | 1.41 | 0.001 | | |
| -30 | | -1.42 | -0.001 | | |
| 20 | | Maximum Voltage | 1.75 | | |
| 20 | BEP | 1.53 | 0.001 | | |

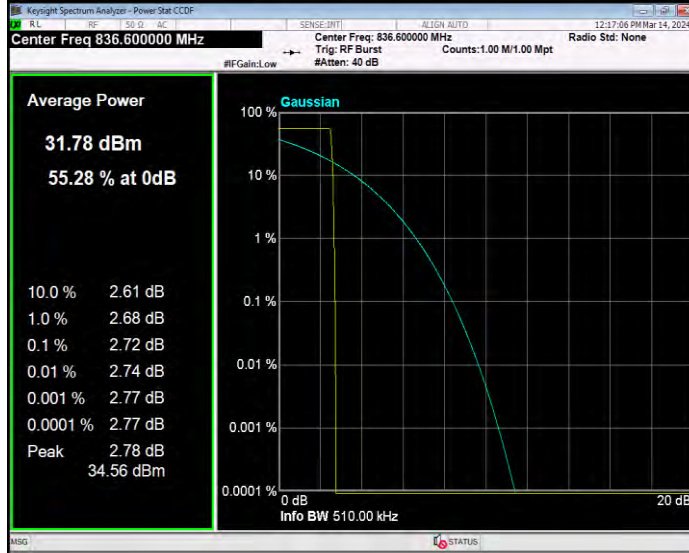
Peak-to-Average Ratio

| Band | Channel | Frequency (MHz) | Result (dB) | high Limit (dB) | Verdict |
|-----------|---------|-----------------|-------------|-----------------|---------|
| GSM850 | 128 | 824.2 | 2.72 | 13 | PASS |
| GSM850 | 190 | 836.6 | 2.72 | 13 | PASS |
| GSM850 | 251 | 848.8 | 2.76 | 13 | PASS |
| GPRS850 | 128 | 824.2 | 2.77 | 13 | PASS |
| GPRS850 | 190 | 836.6 | 2.76 | 13 | PASS |
| GPRS850 | 251 | 848.8 | 2.80 | 13 | PASS |
| EGPRS850 | 128 | 824.2 | 9.37 | 13 | PASS |
| EGPRS850 | 190 | 836.6 | 9.25 | 13 | PASS |
| EGPRS850 | 251 | 848.8 | 8.93 | 13 | PASS |
| GSM1900 | 512 | 1850.2 | 2.81 | 13 | PASS |
| GSM1900 | 661 | 1880 | 2.83 | 13 | PASS |
| GSM1900 | 810 | 1909.8 | 2.78 | 13 | PASS |
| GPRS1900 | 512 | 1850.2 | 2.85 | 13 | PASS |
| GPRS1900 | 661 | 1880 | 2.83 | 13 | PASS |
| GPRS1900 | 810 | 1909.8 | 2.82 | 13 | PASS |
| EGPRS1900 | 512 | 1850.2 | 7.17 | 13 | PASS |
| EGPRS1900 | 661 | 1880 | 6.72 | 13 | PASS |
| EGPRS1900 | 810 | 1909.8 | 7.37 | 13 | PASS |

GSM850 Channel=128



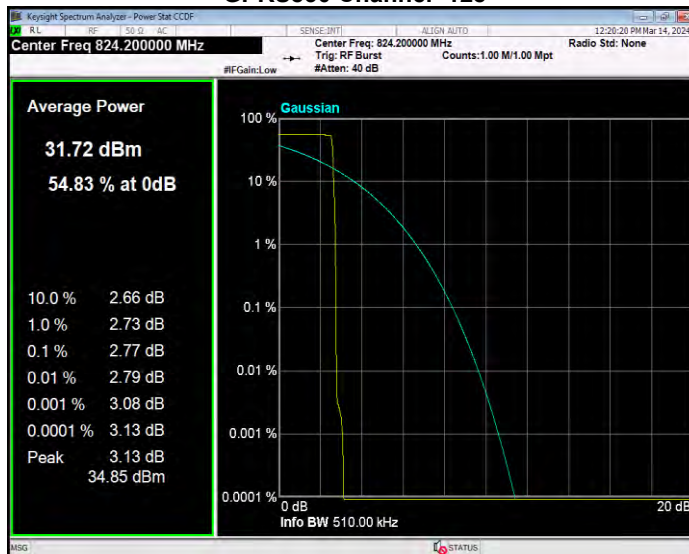
GSM850 Channel=190



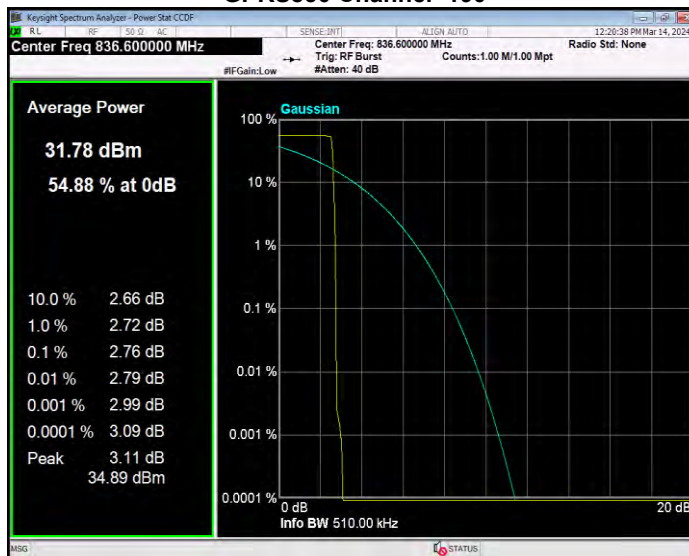
GSM850 Channel=251



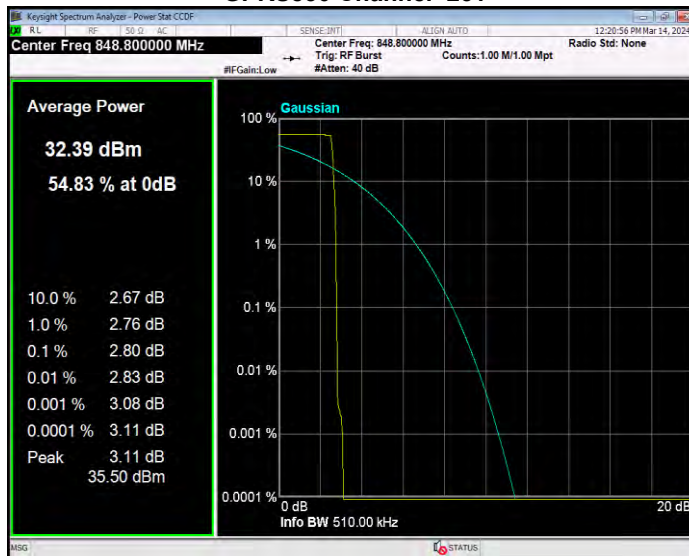
GPRS850 Channel=128



GPRS850 Channel=190



GPRS850 Channel=251



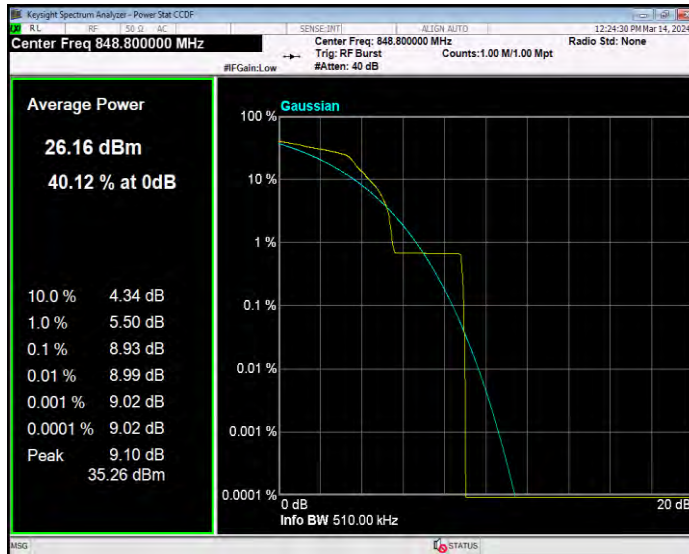
EGPRS850 Channel=128



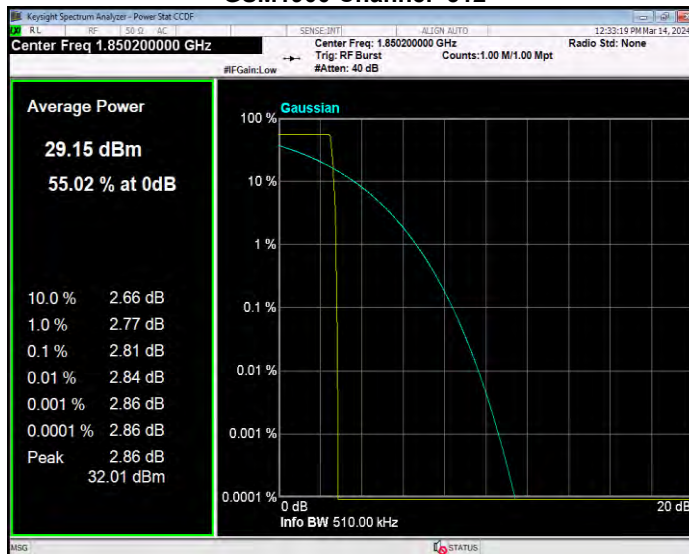
EGPRS850 Channel=190



EGPRS850 Channel=251



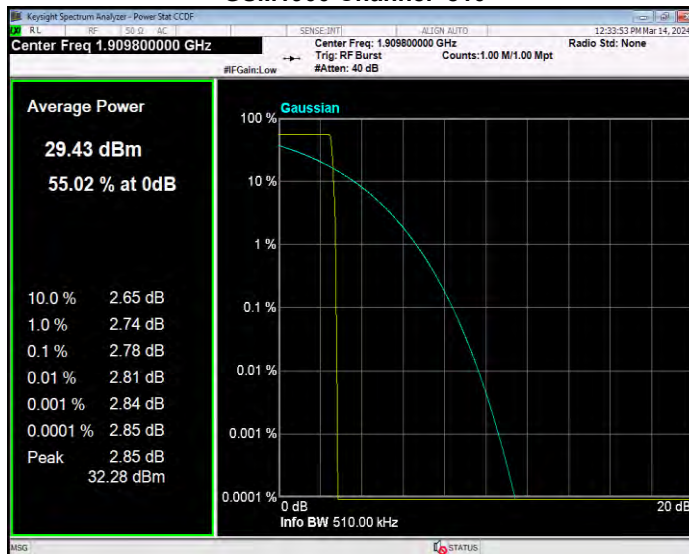
GSM1900 Channel=512



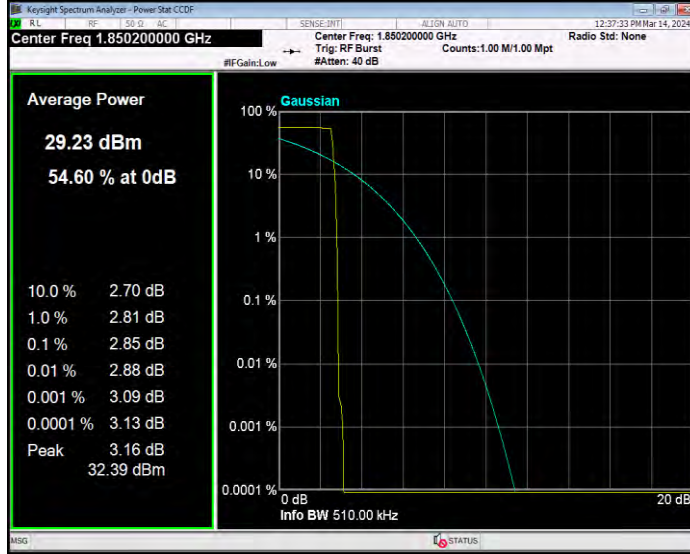
GSM1900 Channel=661



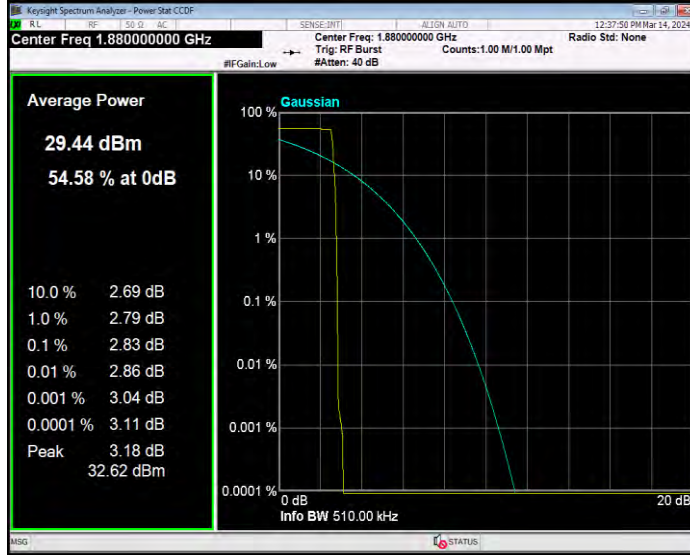
GSM1900 Channel=810



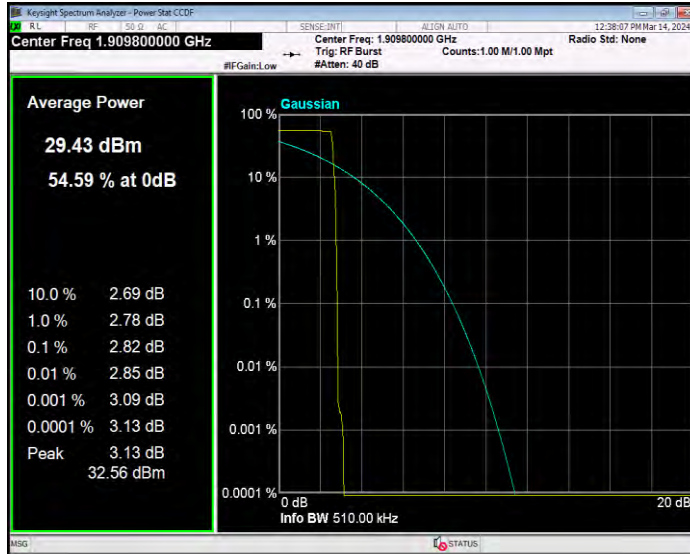
GPRS1900 Channel=512



GPRS1900 Channel=661



GPRS1900 Channel=810



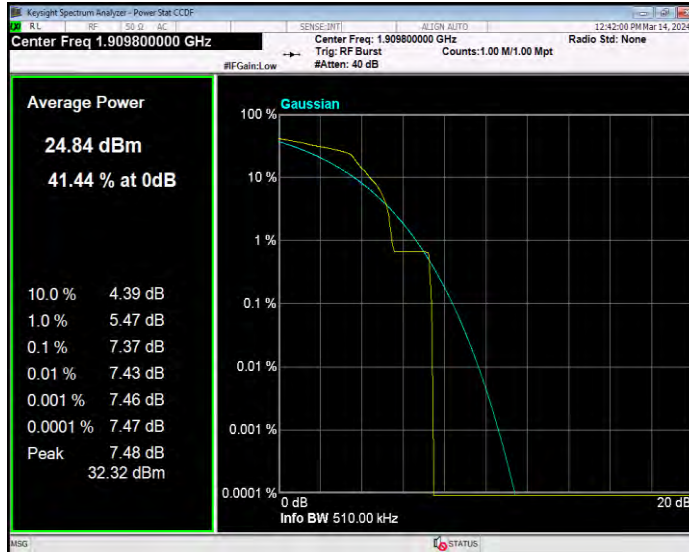
EGPRS1900 Channel=512



EGPRS1900 Channel=661



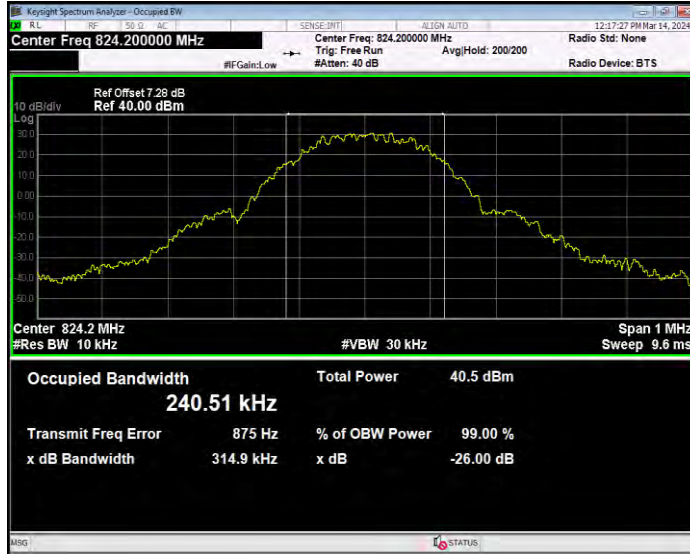
EGPRS1900 Channel=810



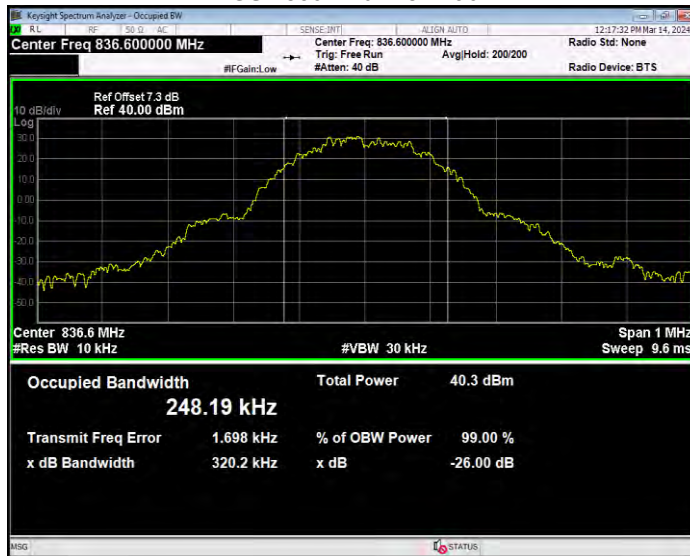
Occupied bandwidth

| Band | Channel | Frequency (MHz) | 99% OBW (kHz) | -26dB EBW (kHz) | Verdict |
|-----------|---------|-----------------|---------------|-----------------|---------|
| GSM850 | 128 | 824.2 | 240.511 | 314.874 | PASS |
| GSM850 | 190 | 836.6 | 248.193 | 320.238 | PASS |
| GSM850 | 251 | 848.8 | 244.096 | 314.699 | PASS |
| GPRS850 | 128 | 824.2 | 240.072 | 308.016 | PASS |
| GPRS850 | 190 | 836.6 | 241.416 | 316.628 | PASS |
| GPRS850 | 251 | 848.8 | 247.292 | 320.234 | PASS |
| EGPRS850 | 128 | 824.2 | 252.802 | 312.584 | PASS |
| EGPRS850 | 190 | 836.6 | 236.291 | 286.447 | PASS |
| EGPRS850 | 251 | 848.8 | 242.608 | 297.648 | PASS |
| GSM1900 | 512 | 1850.2 | 246.736 | 316.211 | PASS |
| GSM1900 | 661 | 1880 | 240.370 | 311.299 | PASS |
| GSM1900 | 810 | 1909.8 | 251.401 | 328.686 | PASS |
| GPRS1900 | 512 | 1850.2 | 243.349 | 315.002 | PASS |
| GPRS1900 | 661 | 1880 | 242.982 | 314.501 | PASS |
| GPRS1900 | 810 | 1909.8 | 248.080 | 319.965 | PASS |
| EGPRS1900 | 512 | 1850.2 | 249.780 | 314.571 | PASS |
| EGPRS1900 | 661 | 1880 | 243.636 | 313.257 | PASS |
| EGPRS1900 | 810 | 1909.8 | 243.692 | 308.237 | PASS |

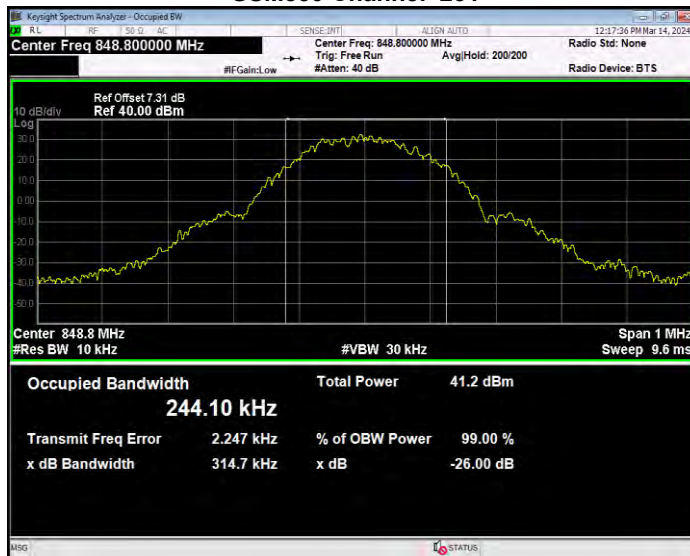
GSM850 Channel=128



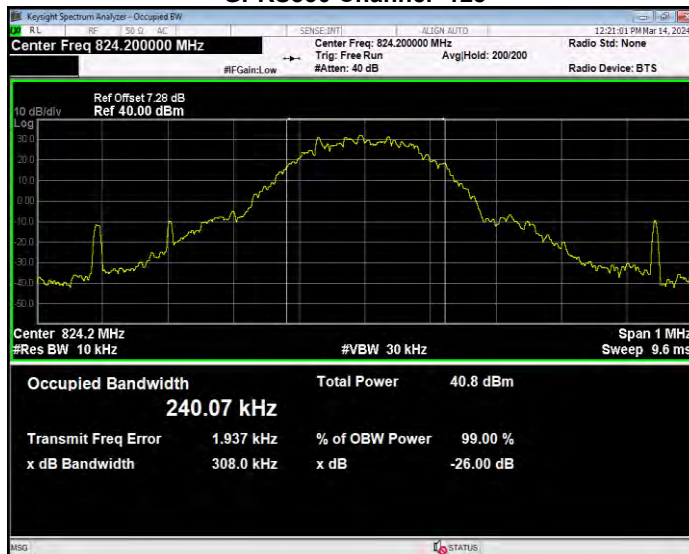
GSM850 Channel=190



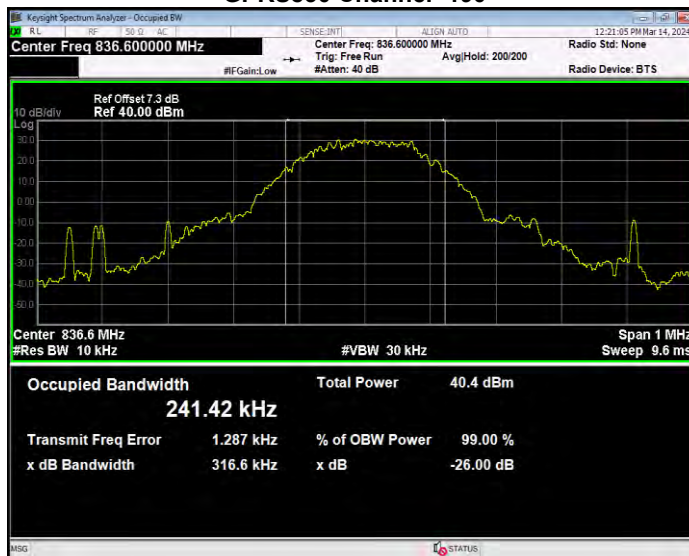
GSM850 Channel=251



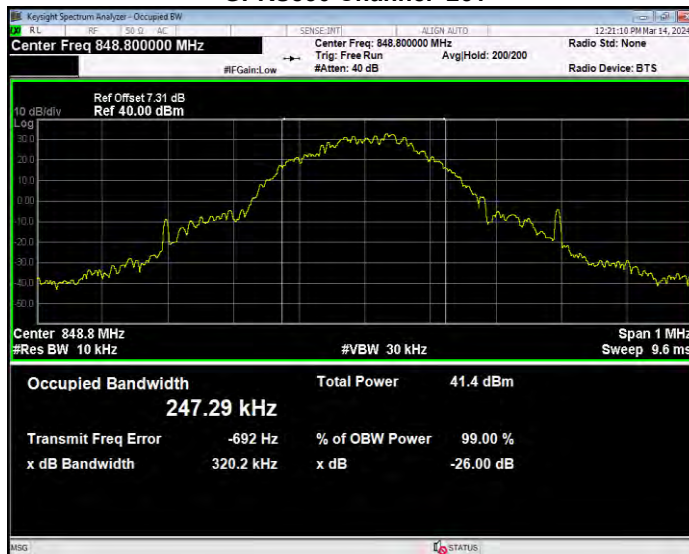
GPRS850 Channel=128



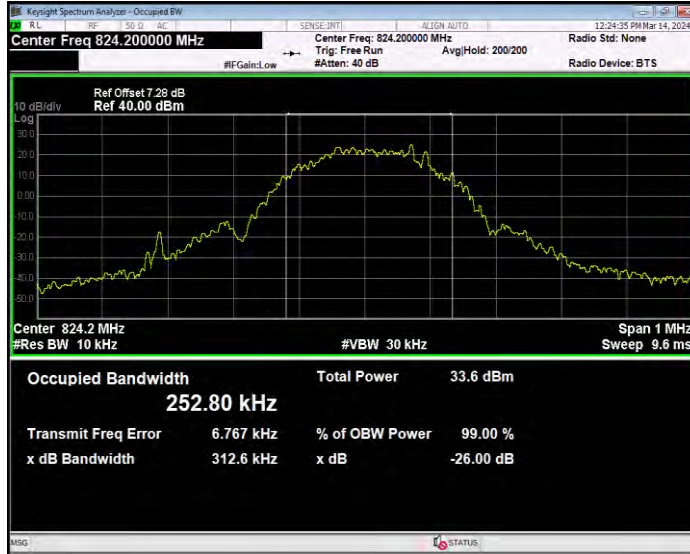
GPRS850 Channel=190



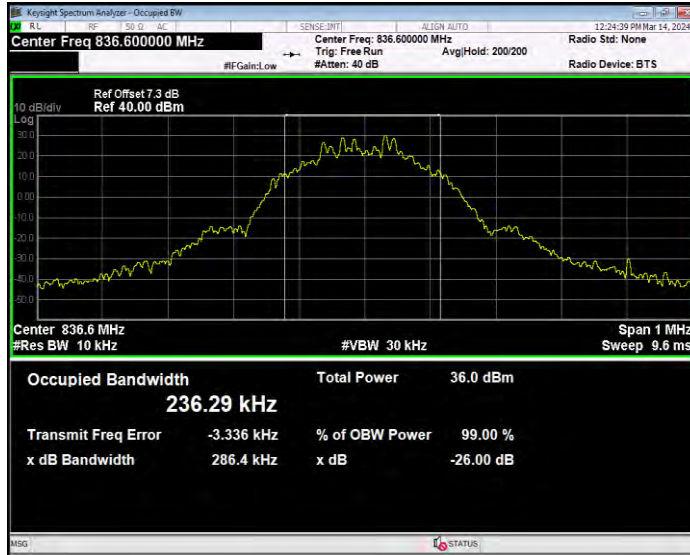
GPRS850 Channel=251



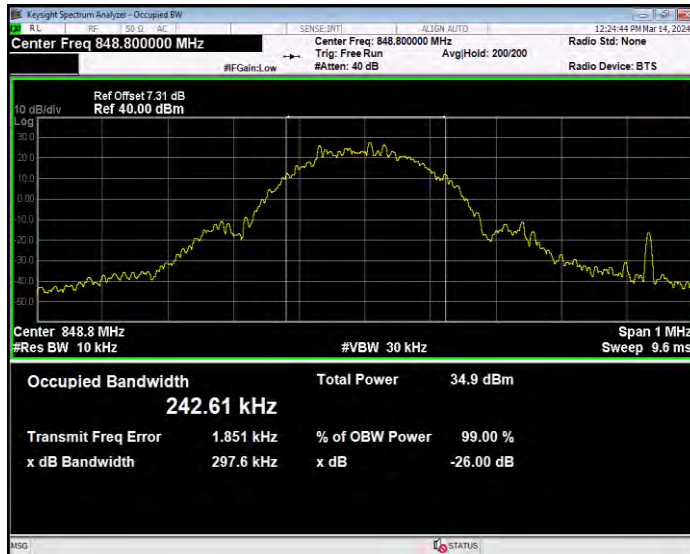
EGPRS850 Channel=128



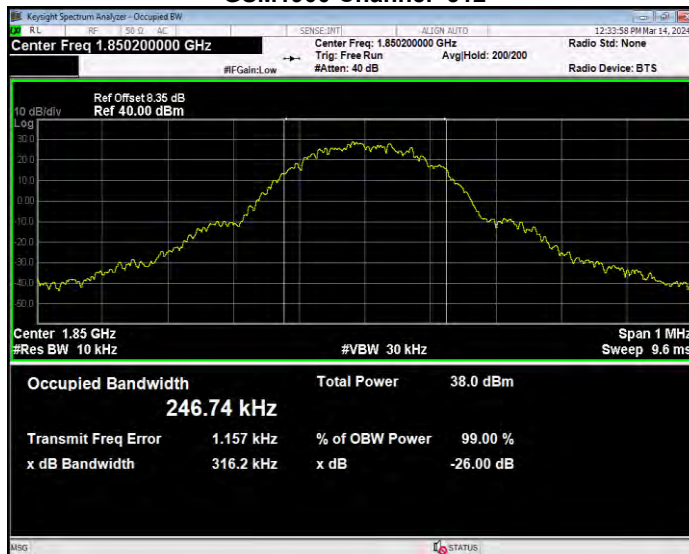
EGPRS850 Channel=190



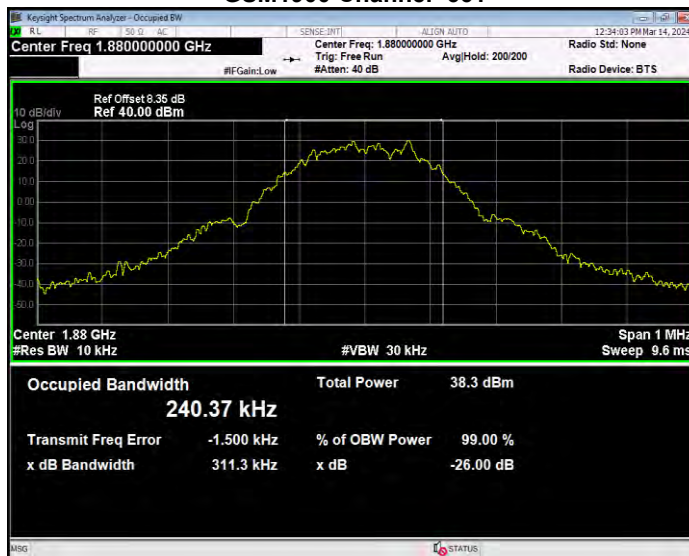
EGPRS850 Channel=251



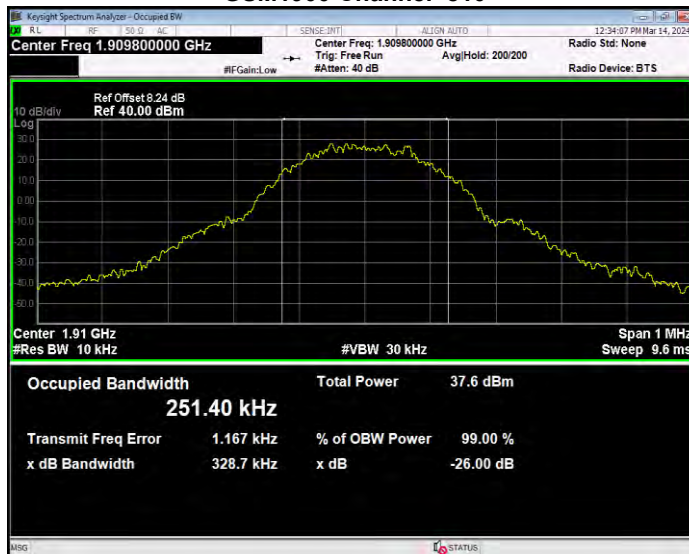
GSM1900 Channel=512



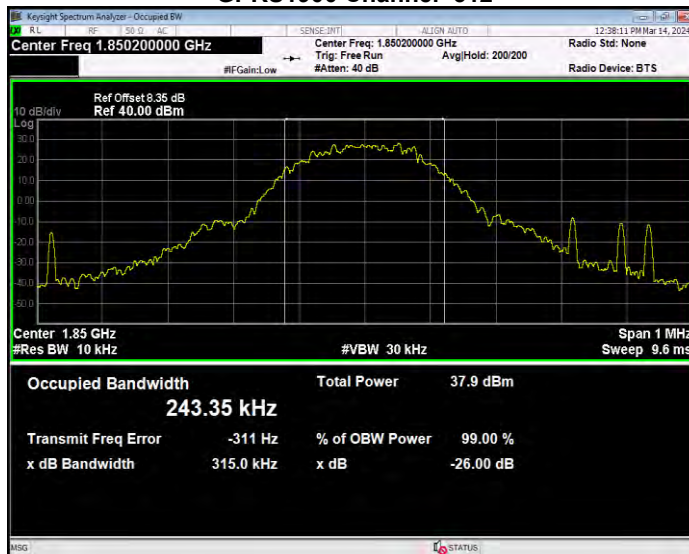
GSM1900 Channel=661



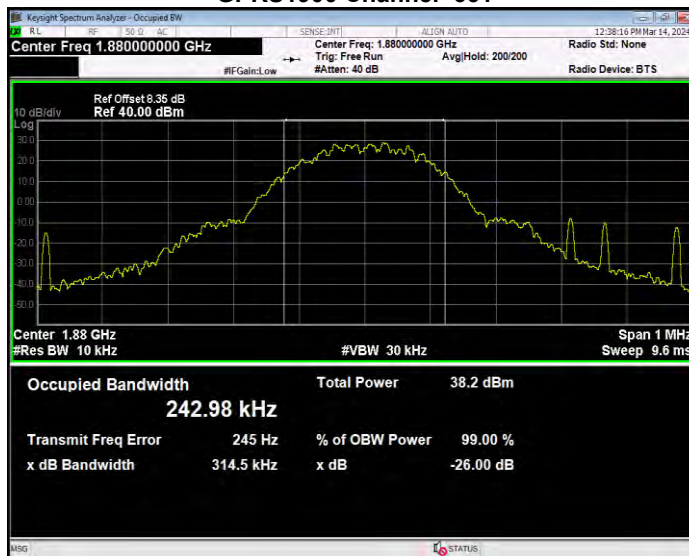
GSM1900 Channel=810



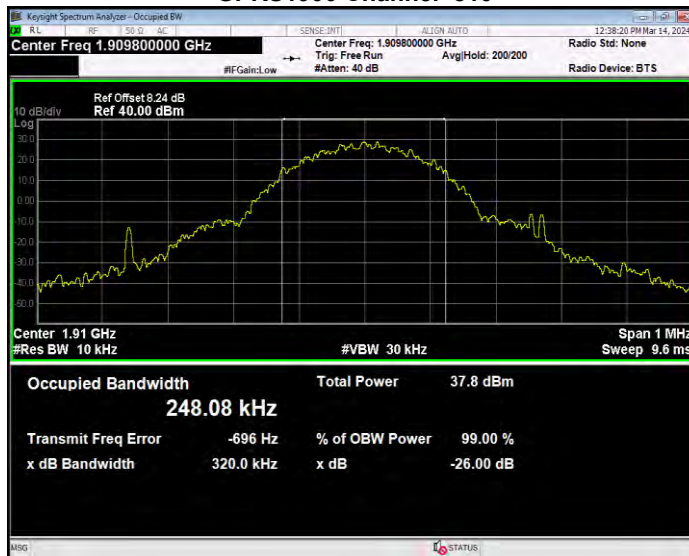
GPRS1900 Channel=512



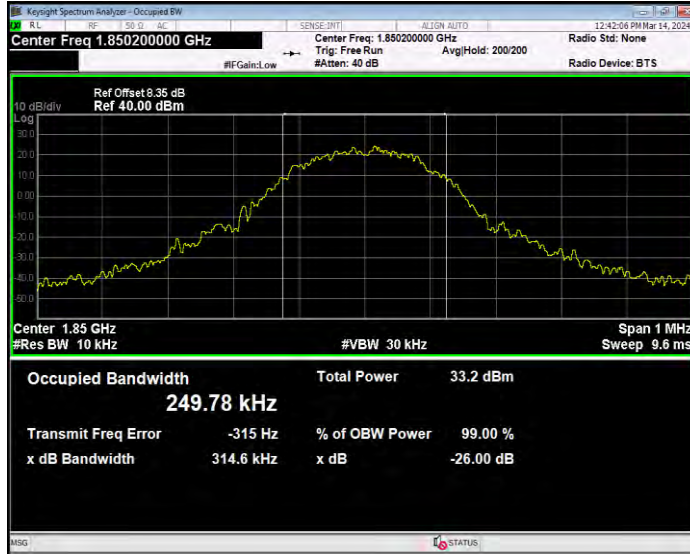
GPRS1900 Channel=661



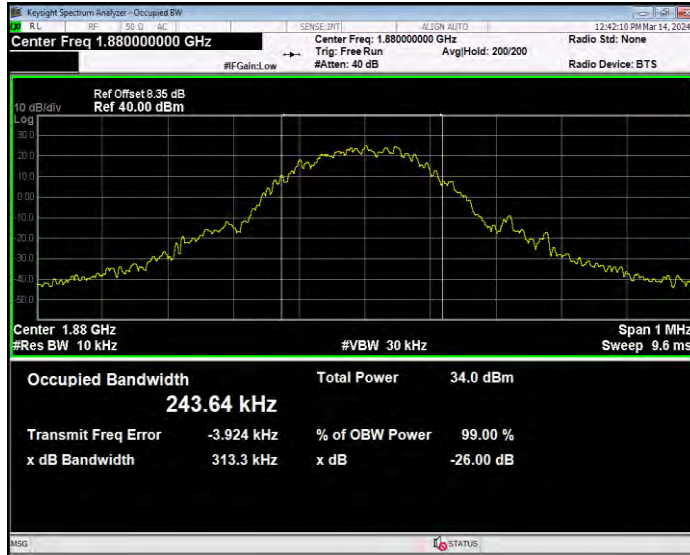
GPRS1900 Channel=810



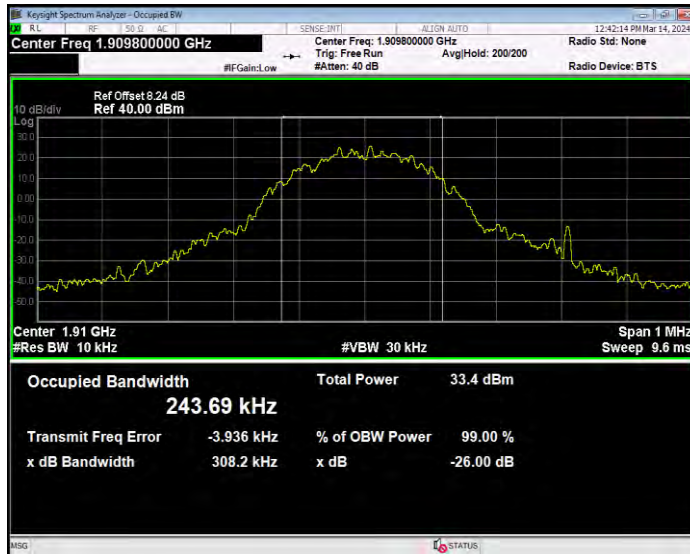
EGPRS1900 Channel=512



EGPRS1900 Channel=661



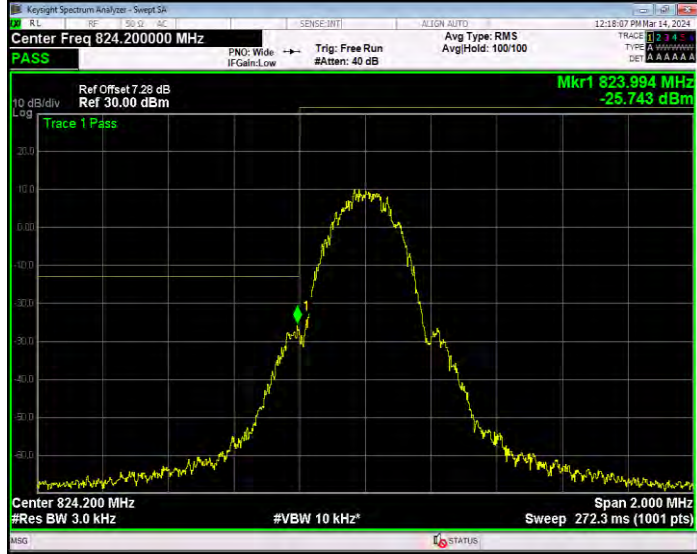
EGPRS1900 Channel=810



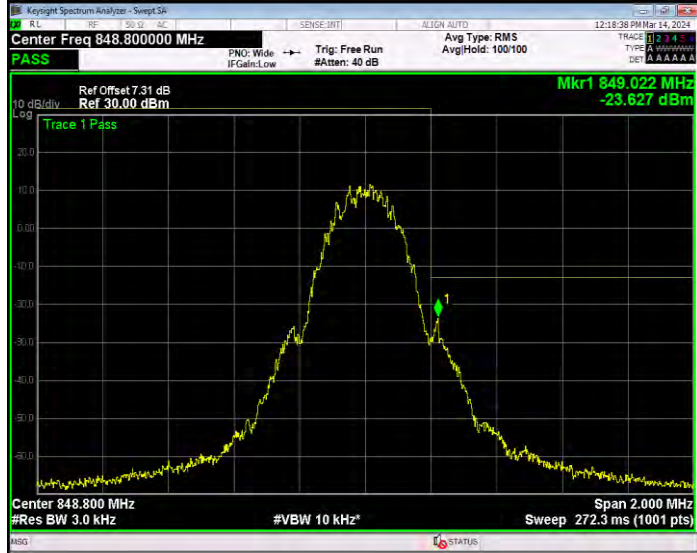
Band edge

| Band | Channel | Frequency (MHz) | Spur Freq (MHz) | Spur Level (dBm) | Limit (dBm) | Verdict |
|-----------|---------|-----------------|-----------------|------------------|-------------|---------|
| GSM850 | 128 | 824.2 | 823.99 | -25.74 | -13 | PASS |
| GSM850 | 251 | 848.8 | 849.02 | -23.62 | -13 | PASS |
| GPRS850 | 128 | 824.2 | 823.98 | -25.96 | -13 | PASS |
| GPRS850 | 251 | 848.8 | 849.02 | -24.83 | -13 | PASS |
| EGPRS850 | 128 | 824.2 | 823.97 | -33.22 | -13 | PASS |
| EGPRS850 | 251 | 848.8 | 849.01 | -33.27 | -13 | PASS |
| GSM1900 | 512 | 1850.2 | 1849.98 | -27.87 | -13 | PASS |
| GSM1900 | 810 | 1909.8 | 1910.02 | -27.06 | -13 | PASS |
| GPRS1900 | 512 | 1850.2 | 1849.97 | -29.31 | -13 | PASS |
| GPRS1900 | 810 | 1909.8 | 1910.00 | -29.01 | -13 | PASS |
| EGPRS1900 | 512 | 1850.2 | 1849.98 | -35.52 | -13 | PASS |
| EGPRS1900 | 810 | 1909.8 | 1910.02 | -33.63 | -13 | PASS |

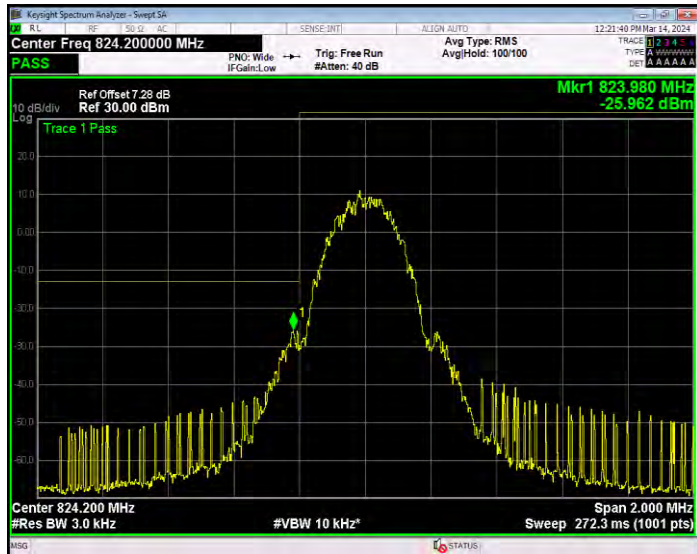
GSM850 Channel=128



GSM850 Channel=251



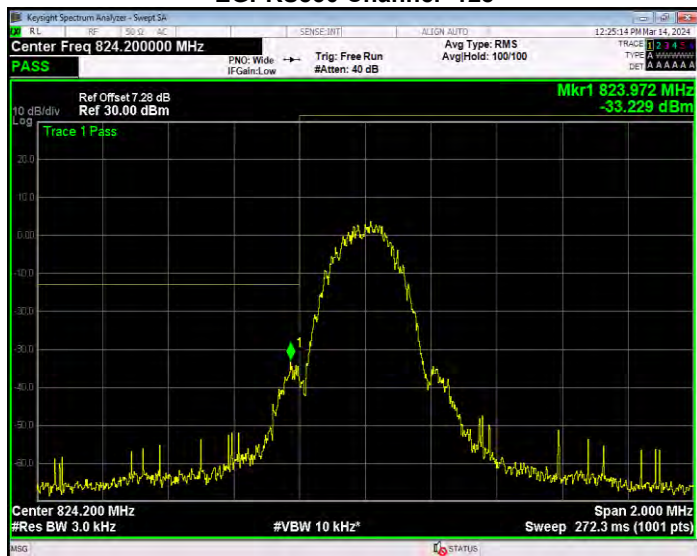
GPRS850 Channel=128



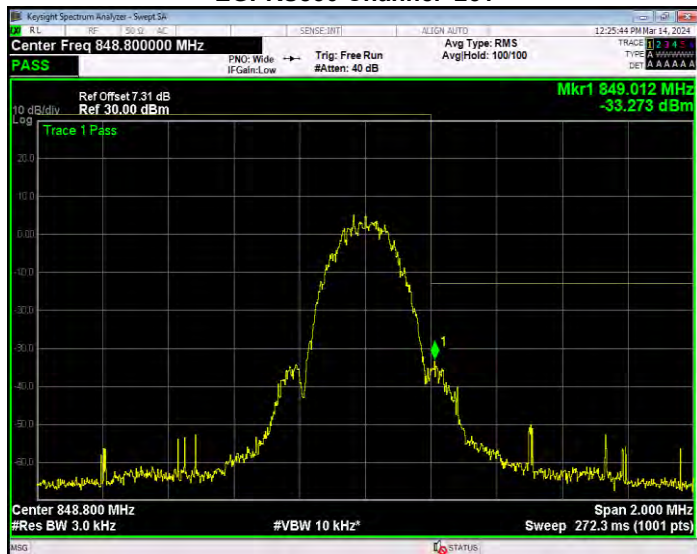
GPRS850 Channel=251



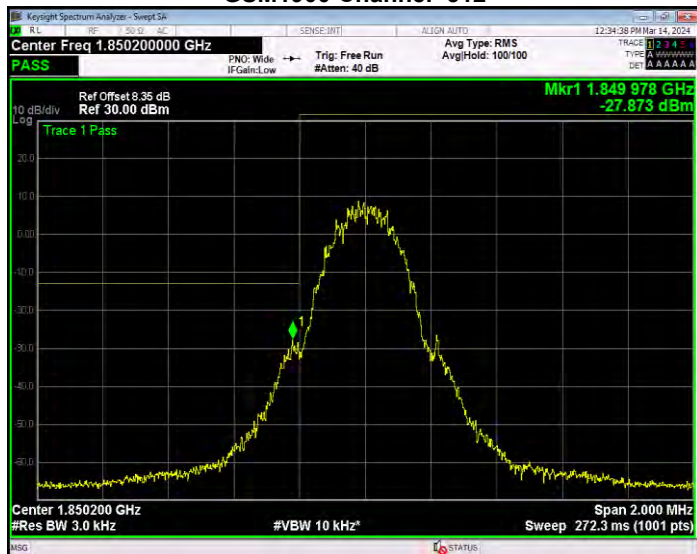
EGPRS850 Channel=128



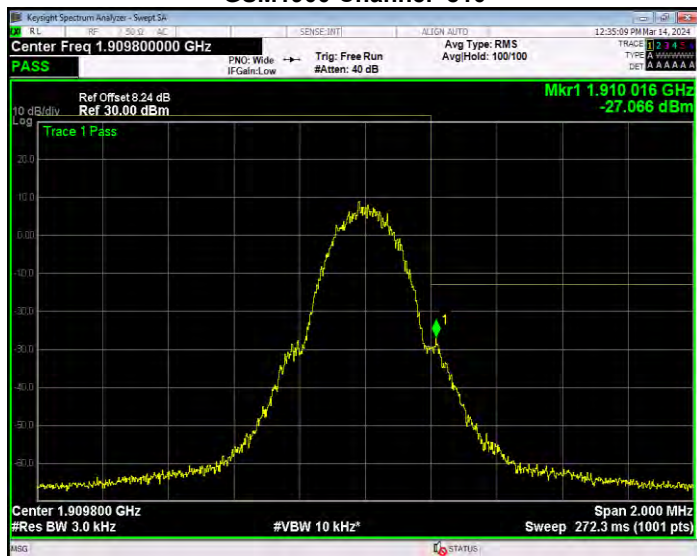
EGPRS850 Channel=251



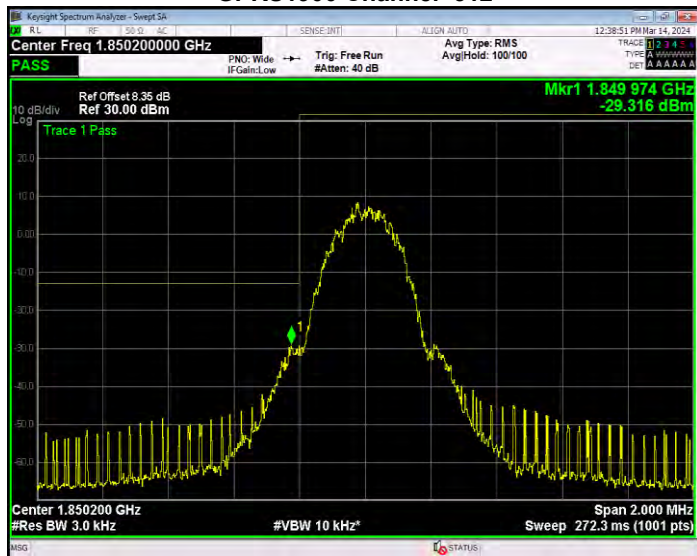
GSM1900 Channel=512



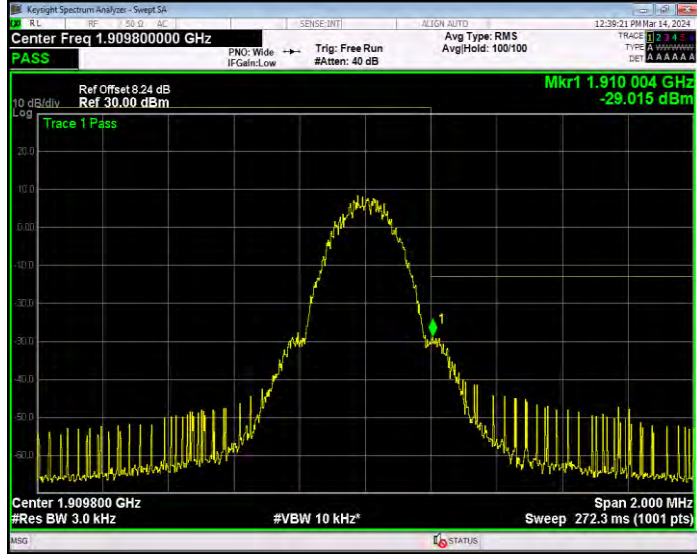
GSM1900 Channel=810



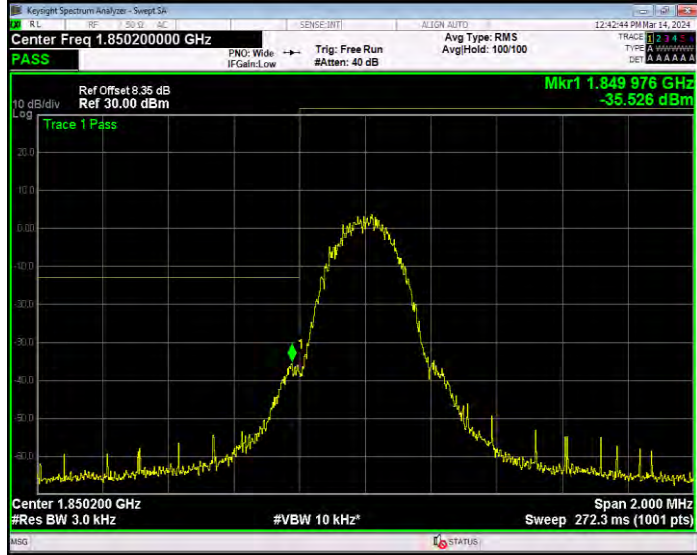
GPRS1900 Channel=512



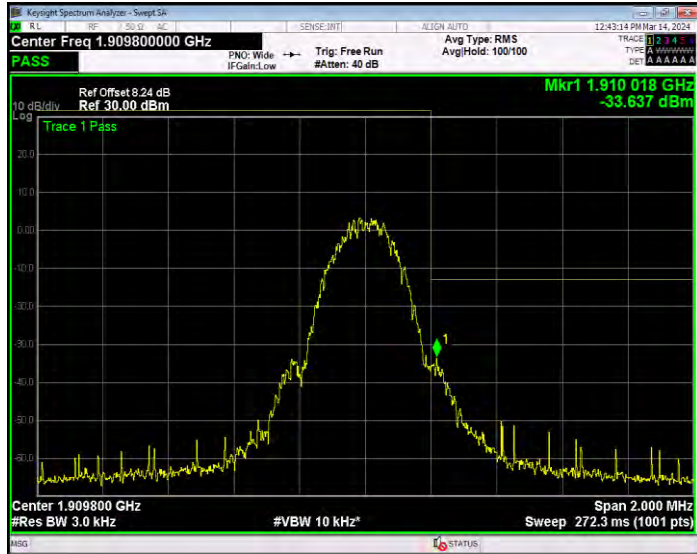
GPRS1900 Channel=810



EGPRS1900 Channel=512



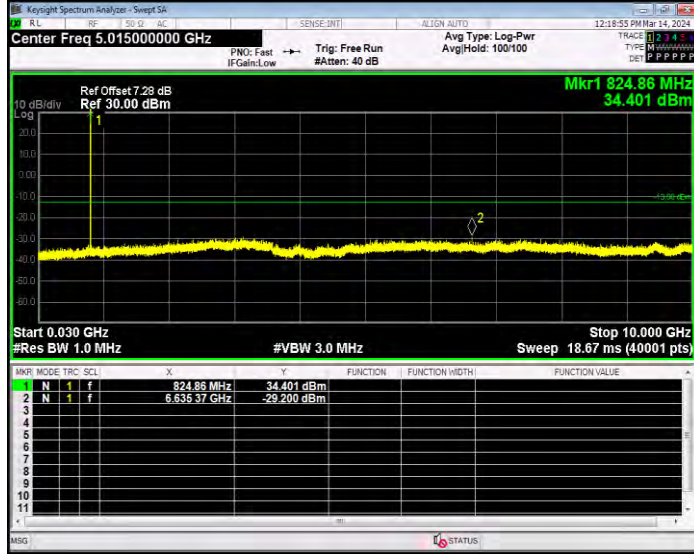
EGPRS1900 Channel=810



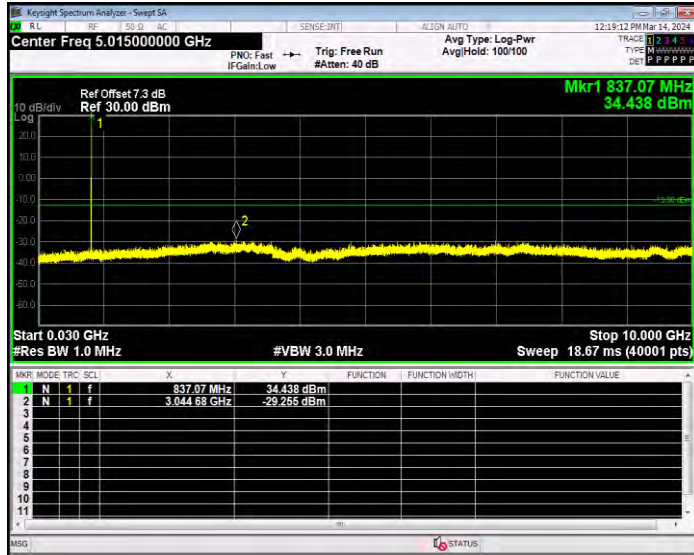
Out-of-band emissions

| Band | Channel | Frequency (MHz) | Spur Freq (MHz) | Spur Level (dBm) | Limit (dBm) | Verdict |
|-----------|---------|-----------------|-----------------|------------------|-------------|---------|
| GSM850 | 128 | 824.2 | 6635.37 | -29.20 | -13 | PASS |
| GSM850 | 190 | 836.6 | 3044.68 | -29.25 | -13 | PASS |
| GSM850 | 251 | 848.8 | 3004.55 | -29.88 | -13 | PASS |
| GPRS850 | 128 | 824.2 | 3056.39 | -28.62 | -13 | PASS |
| GPRS850 | 190 | 836.6 | 3150.36 | -29.11 | -13 | PASS |
| GPRS850 | 251 | 848.8 | 2777.23 | -29.26 | -13 | PASS |
| EGPRS850 | 128 | 824.2 | 3269.75 | -29.35 | -13 | PASS |
| EGPRS850 | 190 | 836.6 | 5399.84 | -29.50 | -13 | PASS |
| EGPRS850 | 251 | 848.8 | 3034.71 | -29.55 | -13 | PASS |
| GSM1900 | 512 | 1850.2 | 16472.80 | -21.31 | -13 | PASS |
| GSM1900 | 661 | 1880 | 19232.15 | -22.00 | -13 | PASS |
| GSM1900 | 810 | 1909.8 | 19132.80 | -22.11 | -13 | PASS |
| GPRS1900 | 512 | 1850.2 | 19899.65 | -21.59 | -13 | PASS |
| GPRS1900 | 661 | 1880 | 16470.30 | -21.04 | -13 | PASS |
| GPRS1900 | 810 | 1909.8 | 19906.64 | -21.52 | -13 | PASS |
| EGPRS1900 | 512 | 1850.2 | 19514.23 | -21.79 | -13 | PASS |
| EGPRS1900 | 661 | 1880 | 19860.21 | -21.21 | -13 | PASS |
| EGPRS1900 | 810 | 1909.8 | 19934.10 | -21.58 | -13 | PASS |

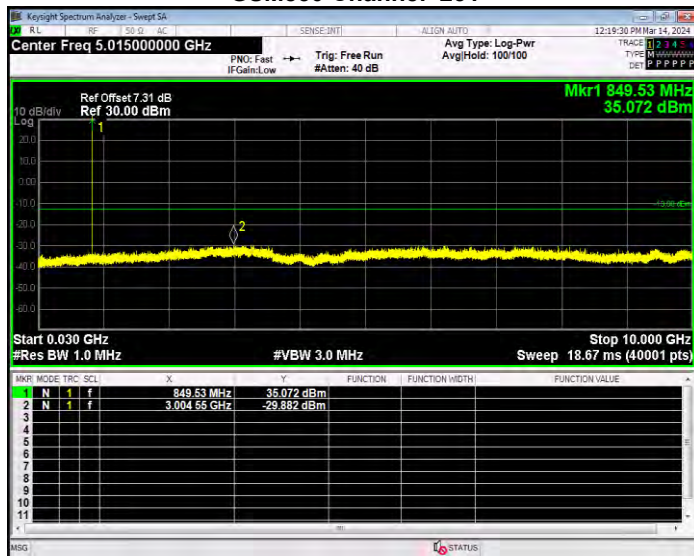
GSM850 Channel=128



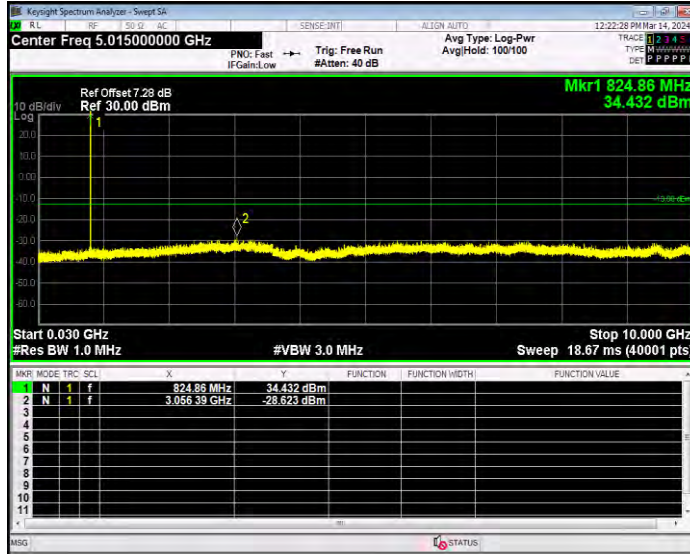
GSM850 Channel=190



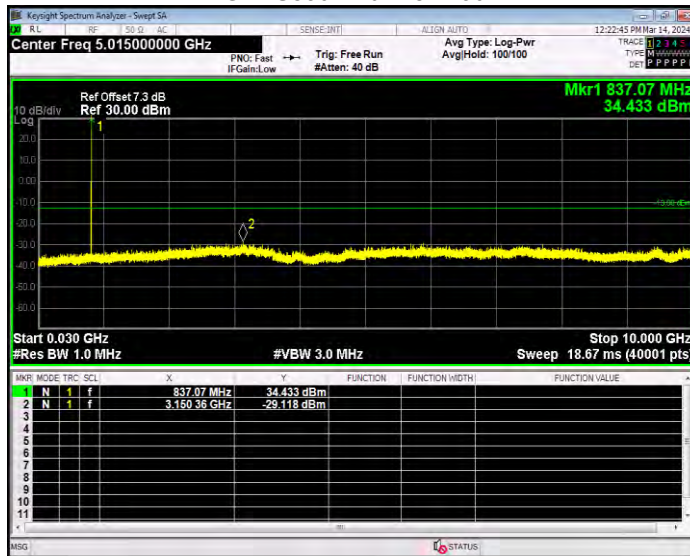
GSM850 Channel=251



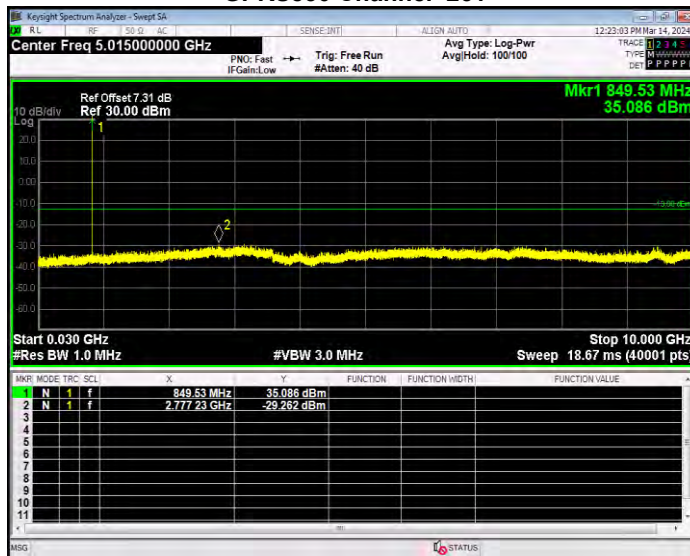
GPRS850 Channel=128



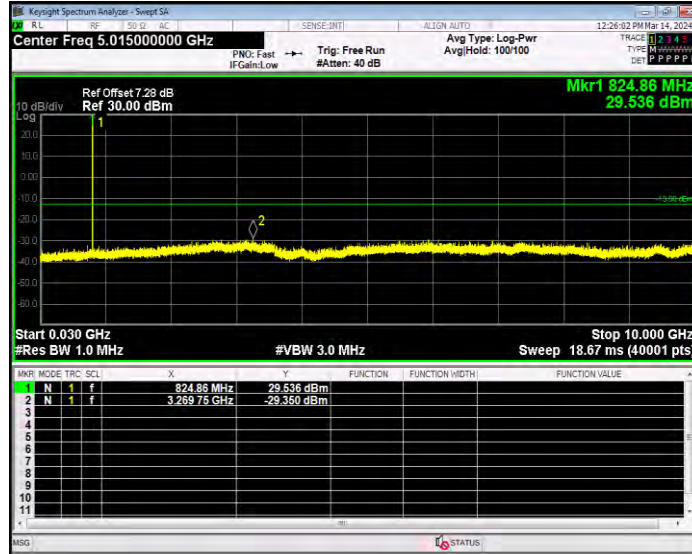
GPRS850 Channel=190



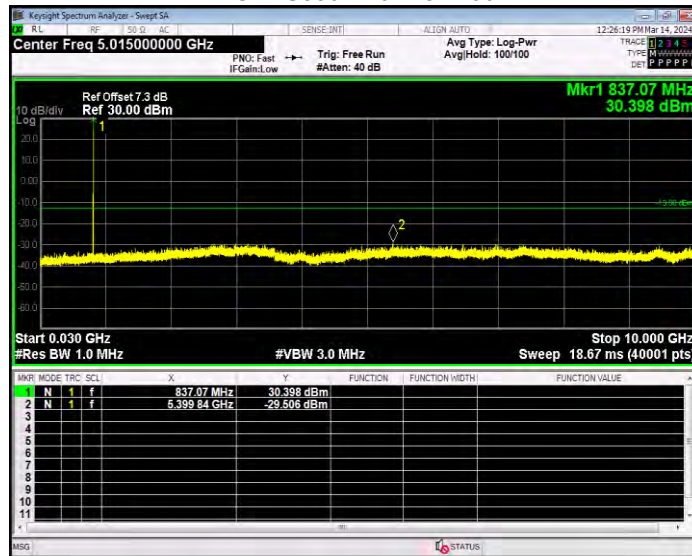
GPRS850 Channel=251



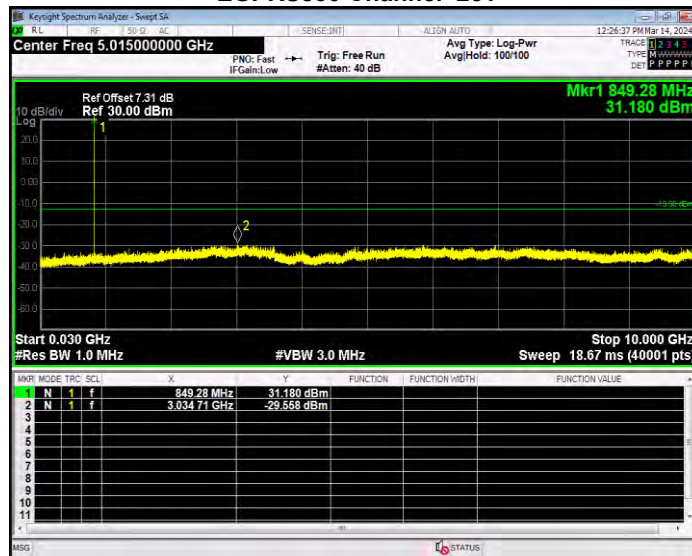
EGPRS850 Channel=128



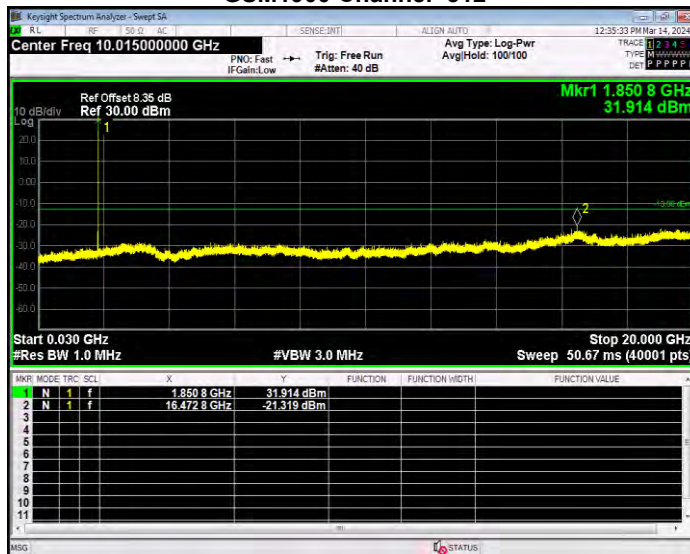
EGPRS850 Channel=190



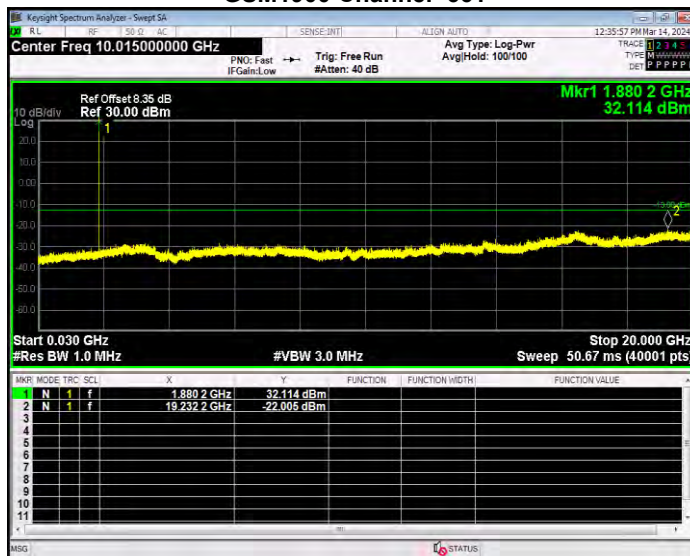
EGPRS850 Channel=251



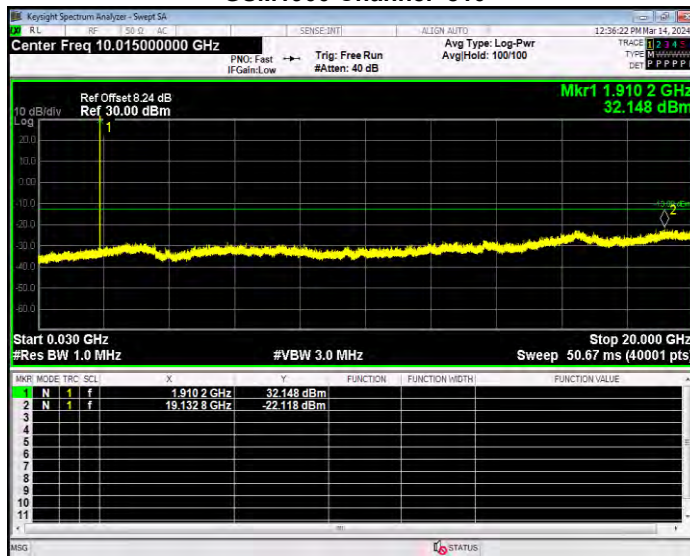
GSM1900 Channel=512



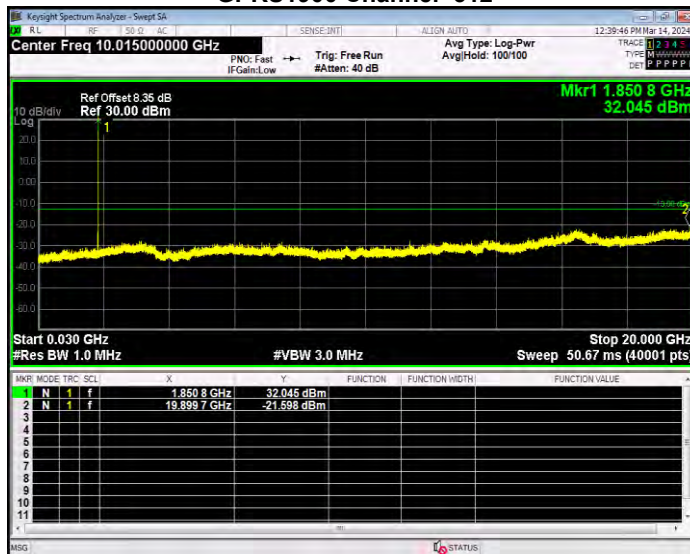
GSM1900 Channel=661



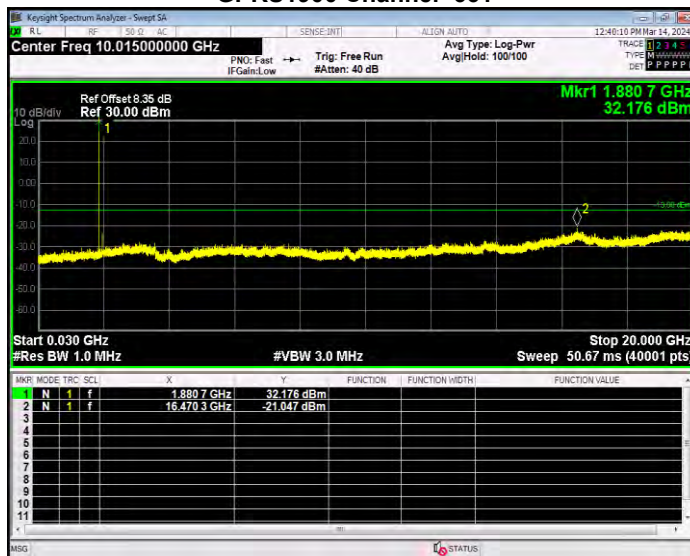
GSM1900 Channel=810



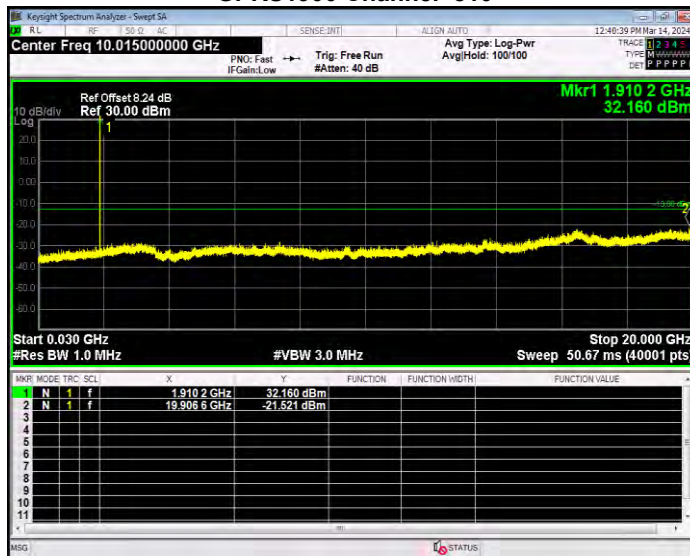
GPRS1900 Channel=512



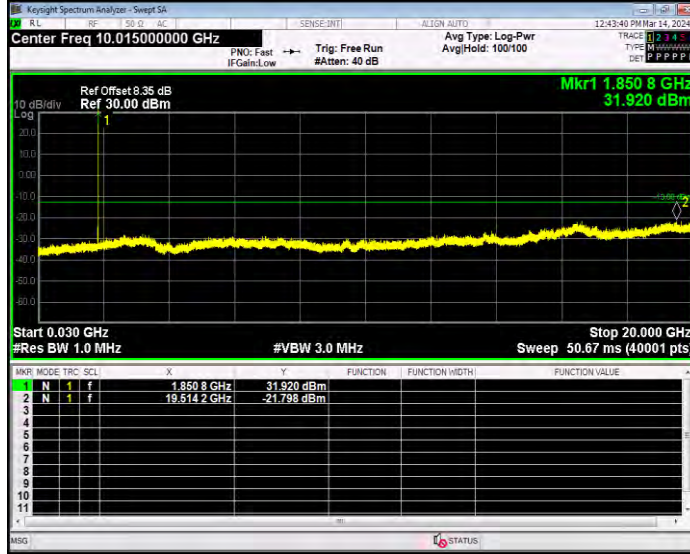
GPRS1900 Channel=661



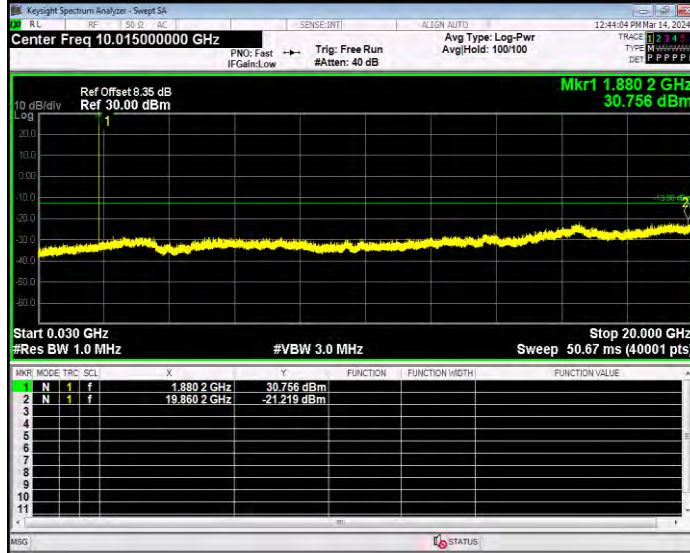
GPRS1900 Channel=810



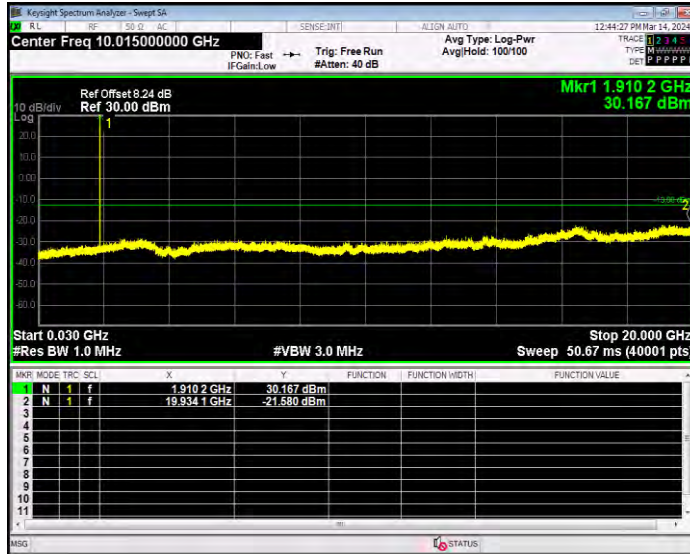
EGPRS1900 Channel=512



EGPRS1900 Channel=661



EGPRS1900 Channel=810



RADIATED SPURIOUS EMISSION

Note: (1) Spurious emissions which are attenuated by more than 20dB below the permissible value for frequency below 1000MHz.

(2) Test is divided into three directions, X/Y/Z. X pattern for the worst.

| GSM 850: (30-9000)MHz | | | | | | | |
|---|---------------|----------|-------|---------------|--------|--------|----------|
| The Worst Test Results Channel 128/824.2 MHz | | | | | | | |
| Frequency(MHz) | S G.Lev (dBm) | Ant(dBi) | Loss | PMea | Limit | Margin | Polarity |
| | | | | (dBm) | (dBm) | (dBm) | |
| 1648.06 | -33.42 | 7.40 | 4.75 | -30.77 | -13.00 | -17.77 | H |
| 2472.40 | -32.82 | 8.20 | 8.39 | -33.01 | -13.00 | -20.01 | H |
| 3296.46 | -27.88 | 7.20 | 11.79 | -32.47 | -13.00 | -19.47 | H |
| 1648.05 | -28.65 | 7.40 | 4.75 | -26.00 | -13.00 | -13.00 | V |
| 2472.40 | -29.59 | 8.20 | 8.39 | -29.78 | -13.00 | -16.78 | V |
| 3296.65 | -25.60 | 7.20 | 11.79 | -30.19 | -13.00 | -17.19 | V |
| The Worst Test Results Channel 190/836.6 MHz | | | | | | | |
| Frequency(MHz) | S G.Lev (dBm) | Ant(dBi) | Loss | PMea | Limit | Margin | Polarity |
| | | | | (dBm) | (dBm) | (dBm) | |
| 1673.23 | -33.59 | 7.40 | 4.76 | -30.95 | -13.00 | -17.95 | H |
| 2509.63 | -32.79 | 8.20 | 8.40 | -32.99 | -13.00 | -19.99 | H |
| 3346.17 | -27.40 | 7.20 | 11.80 | -32.00 | -13.00 | -19.00 | H |
| 1673.20 | -27.39 | 7.40 | 4.75 | -24.74 | -13.00 | -11.74 | V |
| 2509.91 | -30.38 | 8.20 | 8.39 | -30.57 | -13.00 | -17.57 | V |
| 3346.28 | -23.36 | 7.20 | 11.82 | -27.98 | -13.00 | -14.98 | V |
| The Worst Test Results Channel 251/848.8 MHz | | | | | | | |
| Frequency(MHz) | S G.Lev (dBm) | Ant(dBi) | Loss | PMea | Limit | Margin | Polarity |
| | | | | (dBm) | (dBm) | (dBm) | |
| 1697.29 | -33.13 | 7.40 | 4.77 | -30.50 | -13.00 | -17.50 | H |
| 2546.22 | -31.19 | 8.20 | 8.50 | -31.49 | -13.00 | -18.49 | H |
| 3395.00 | -25.53 | 7.20 | 11.90 | -30.23 | -13.00 | -17.23 | H |
| 1697.61 | -29.55 | 7.40 | 4.77 | -26.92 | -13.00 | -13.92 | V |
| 2546.10 | -30.26 | 8.20 | 8.50 | -30.56 | -13.00 | -17.56 | V |
| 3394.95 | -23.23 | 7.20 | 11.90 | -27.93 | -13.00 | -14.93 | V |

| GPRS 850: (30-9000)MHz | | | | | | | |
|--|---------------|----------|-------|---------------|--------|--------|----------|
| The Worst Test Results Channel 128/824.2 MHz | | | | | | | |
| Frequency(MHz) | S G.Lev (dBm) | Ant(dBi) | Loss | PMea | Limit | Margin | Polarity |
| | | | | (dBm) | (dBm) | (dBm) | |
| 1648.23 | -33.72 | 7.40 | 4.75 | -31.07 | -13.00 | -18.07 | H |
| 2472.42 | -32.97 | 8.20 | 8.39 | -33.16 | -13.00 | -20.16 | H |
| 3296.72 | -26.56 | 7.20 | 11.79 | -31.15 | -13.00 | -18.15 | H |
| 1648.39 | -29.75 | 7.40 | 4.75 | -27.10 | -13.00 | -14.10 | V |
| 2472.44 | -28.98 | 8.20 | 8.39 | -29.17 | -13.00 | -16.17 | V |
| 3296.51 | -23.81 | 7.20 | 11.79 | -28.40 | -13.00 | -15.40 | V |
| The Worst Test Results Channel 190/836.6 MHz | | | | | | | |
| Frequency(MHz) | S G.Lev (dBm) | Ant(dBi) | Loss | PMea | Limit | Margin | Polarity |
| | | | | (dBm) | (dBm) | (dBm) | |
| 1673.04 | -34.68 | 7.40 | 4.76 | -32.04 | -13.00 | -19.04 | H |
| 2509.79 | -32.20 | 8.20 | 8.40 | -32.40 | -13.00 | -19.40 | H |
| 3346.31 | -26.41 | 7.20 | 11.80 | -31.01 | -13.00 | -18.01 | H |
| 1673.06 | -26.80 | 7.40 | 4.75 | -24.15 | -13.00 | -11.15 | V |
| 2509.67 | -29.08 | 8.20 | 8.39 | -29.27 | -13.00 | -16.27 | V |
| 3346.25 | -25.08 | 7.20 | 11.82 | -29.70 | -13.00 | -16.70 | V |
| The Worst Test Results Channel 251/848.8 MHz | | | | | | | |
| Frequency(MHz) | S G.Lev (dBm) | Ant(dBi) | Loss | PMea | Limit | Margin | Polarity |
| | | | | (dBm) | (dBm) | (dBm) | |
| 1697.63 | -34.32 | 7.40 | 4.77 | -31.69 | -13.00 | -18.69 | H |
| 2546.26 | -28.68 | 8.20 | 8.50 | -28.98 | -13.00 | -15.98 | H |
| 3394.98 | -25.69 | 7.20 | 11.90 | -30.39 | -13.00 | -17.39 | H |
| 1697.38 | -28.71 | 7.40 | 4.77 | -26.08 | -13.00 | -13.08 | V |
| 2546.38 | -30.15 | 8.20 | 8.50 | -30.45 | -13.00 | -17.45 | V |
| 3395.11 | -24.39 | 7.20 | 11.90 | -29.09 | -13.00 | -16.09 | V |

| EGPRS 850: (30-9000)MHz | | | | | | | |
|--|---------------|----------|-------|---------------|--------|--------|----------|
| The Worst Test Results Channel 128/824.2 MHz | | | | | | | |
| Frequency(MHz) | S G.Lev (dBm) | Ant(dBi) | Loss | PMea | Limit | Margin | Polarity |
| | | | | (dBm) | (dBm) | (dBm) | |
| 1648.48 | -32.10 | 7.40 | 4.75 | -29.45 | -13.00 | -16.45 | H |
| 2472.38 | -31.86 | 8.20 | 8.39 | -32.05 | -13.00 | -19.05 | H |
| 3296.72 | -26.06 | 7.20 | 11.79 | -30.65 | -13.00 | -17.65 | H |
| 1648.33 | -30.80 | 7.40 | 4.75 | -28.15 | -13.00 | -15.15 | V |
| 2472.53 | -29.76 | 8.20 | 8.39 | -29.95 | -13.00 | -16.95 | V |
| 3296.70 | -24.71 | 7.20 | 11.79 | -29.30 | -13.00 | -16.30 | V |
| The Worst Test Results Channel 190/836.6 MHz | | | | | | | |
| Frequency(MHz) | S G.Lev (dBm) | Ant(dBi) | Loss | PMea | Limit | Margin | Polarity |
| | | | | (dBm) | (dBm) | (dBm) | |
| 1673.15 | -34.62 | 7.40 | 4.76 | -31.98 | -13.00 | -18.98 | H |
| 2509.71 | -30.04 | 8.20 | 8.40 | -30.24 | -13.00 | -17.24 | H |
| 3346.00 | -26.66 | 7.20 | 11.80 | -31.26 | -13.00 | -18.26 | H |
| 1673.19 | -27.06 | 7.40 | 4.75 | -24.41 | -13.00 | -11.41 | V |
| 2509.77 | -30.07 | 8.20 | 8.39 | -30.26 | -13.00 | -17.26 | V |
| 3346.42 | -22.90 | 7.20 | 11.82 | -27.52 | -13.00 | -14.52 | V |
| The Worst Test Results Channel 251/848.8 MHz | | | | | | | |
| Frequency(MHz) | S G.Lev (dBm) | Ant(dBi) | Loss | PMea | Limit | Margin | Polarity |
| | | | | (dBm) | (dBm) | (dBm) | |
| 1697.68 | -36.22 | 7.40 | 4.77 | -33.59 | -13.00 | -20.59 | H |
| 2546.12 | -29.20 | 8.20 | 8.50 | -29.50 | -13.00 | -16.50 | H |
| 3394.96 | -25.85 | 7.20 | 11.90 | -30.55 | -13.00 | -17.55 | H |
| 1697.49 | -28.90 | 7.40 | 4.77 | -26.27 | -13.00 | -13.27 | V |
| 2546.21 | -29.86 | 8.20 | 8.50 | -30.16 | -13.00 | -17.16 | V |
| 3395.32 | -23.57 | 7.20 | 11.90 | -28.27 | -13.00 | -15.27 | V |

| PCS 1900: (30-20000)MHz | | | | | | | |
|--|------------------|----------|-------|---------------|--------|--------|----------|
| The Worst Test Results for Channel 512/1850.2MHz | | | | | | | |
| Frequency(MHz) | S G.Lev (dBm) | Ant(dBi) | Loss | PMea | Limit | Margin | Polarity |
| | | | | (dBm) | (dBm) | (dBm) | |
| 3700.27 | -26.27 | 7.00 | 12.93 | -32.20 | -13.00 | -19.20 | H |
| 5550.24 | -25.30 | 8.40 | 17.11 | -34.01 | -13.00 | -21.01 | H |
| 7400.58 | -27.72 | 8.30 | 22.20 | -41.62 | -13.00 | -28.62 | H |
| 3700.08 | -23.64 | 7.00 | 12.93 | -29.57 | -13.00 | -16.57 | V |
| 5550.52 | -25.17 | 8.40 | 17.11 | -33.88 | -13.00 | -20.88 | V |
| 7400.62 | -19.55 | 8.30 | 22.20 | -33.45 | -13.00 | -20.45 | V |
| The Worst Test Results for Channel 661/1880.0MHz | | | | | | | |
| Frequency(MHz) | S G.Lev (dBm) | Ant(dBi) | Loss | PMea | Limit | Margin | Polarity |
| | | | | (dBm) | (dBm) | (dBm) | |
| 3759.82 | -26.23 | 7.00 | 12.93 | -32.16 | -13.00 | -19.16 | H |
| 5640.21 | -22.87 | 8.40 | 17.11 | -31.58 | -13.00 | -18.58 | H |
| 7519.84 | -28.26 | 8.30 | 22.20 | -42.16 | -13.00 | -29.16 | H |
| 3759.89 | -21.05 | 7.00 | 12.93 | -26.98 | -13.00 | -13.98 | V |
| 5640.17 | -22.48 | 8.40 | 17.11 | -31.19 | -13.00 | -18.19 | V |
| 7520.27 | -20.53 | 8.30 | 22.20 | -34.43 | -13.00 | -21.43 | V |
| The Worst Test Results for Channel 810/1909.8MHz | | | | | | | |
| Frequency(MHz) | S G.Lev (dBm) | Ant(dBi) | Loss | PMea | Limit | Margin | Polarity |
| | | | | (dBm) | (dBm) | (dBm) | |
| 3819.33 | -25.10 | 7.00 | 12.93 | -31.03 | -13.00 | -18.03 | H |
| 5729.37 | -27.07 | 8.40 | 17.11 | -35.78 | -13.00 | -22.78 | H |
| 7639.00 | -24.34 | 8.30 | 22.20 | -38.24 | -13.00 | -25.24 | H |
| 3819.74 | -24.63 | 7.00 | 12.93 | -30.56 | -13.00 | -17.56 | V |
| 5729.31 | -21.85 | 8.40 | 17.11 | -30.56 | -13.00 | -17.56 | V |
| 7638.99 | -21.12 | 8.30 | 22.20 | -35.02 | -13.00 | -22.02 | V |

GPRS1900: (30-20000)MHz

The Worst Test Results for Channel 512/1850.2MHz

| Frequency(MHz) | S G.Lev (dBm) | Ant(dBi) | Loss | PMea | Limit | Margin | Polarity |
|----------------|------------------|----------|-------|---------------|--------|--------|----------|
| | | | | (dBm) | (dBm) | (dBm) | |
| 3700.01 | -24.67 | 7.00 | 12.93 | -30.60 | -13.00 | -17.60 | H |
| 5550.33 | -27.12 | 8.40 | 17.11 | -35.83 | -13.00 | -22.83 | H |
| 7400.75 | -24.86 | 8.30 | 22.20 | -38.76 | -13.00 | -25.76 | H |
| 3700.16 | -21.36 | 7.00 | 12.93 | -27.29 | -13.00 | -14.29 | V |
| 5550.31 | -24.57 | 8.40 | 17.11 | -33.28 | -13.00 | -20.28 | V |
| 7400.78 | -21.11 | 8.30 | 22.20 | -35.01 | -13.00 | -22.01 | V |

The Worst Test Results for Channel 661/1880.0MHz

| Frequency(MHz) | S G.Lev (dBm) | Ant(dBi) | Loss | PMea | Limit | Margin | Polarity |
|----------------|------------------|----------|-------|---------------|--------|--------|----------|
| | | | | (dBm) | (dBm) | (dBm) | |
| 3759.95 | -24.68 | 7.00 | 12.93 | -30.61 | -13.00 | -17.61 | H |
| 5640.10 | -27.04 | 8.40 | 17.11 | -35.75 | -13.00 | -22.75 | H |
| 7520.14 | -28.21 | 8.30 | 22.20 | -42.11 | -13.00 | -29.11 | H |
| 3760.31 | -22.17 | 7.00 | 12.93 | -28.10 | -13.00 | -15.10 | V |
| 5639.92 | -23.25 | 8.40 | 17.11 | -31.96 | -13.00 | -18.96 | V |
| 7520.21 | -20.78 | 8.30 | 22.20 | -34.68 | -13.00 | -21.68 | V |

The Worst Test Results for Channel 810/1909.8MHz

| Frequency(MHz) | S G.Lev (dBm) | Ant(dBi) | Loss | PMea | Limit | Margin | Polarity |
|----------------|------------------|----------|-------|---------------|--------|--------|----------|
| | | | | (dBm) | (dBm) | (dBm) | |
| 3819.26 | -28.62 | 7.00 | 12.93 | -34.55 | -13.00 | -21.55 | H |
| 5729.32 | -26.85 | 8.40 | 17.11 | -35.56 | -13.00 | -22.56 | H |
| 7639.25 | -26.29 | 8.30 | 22.20 | -40.19 | -13.00 | -27.19 | H |
| 3819.52 | -23.55 | 7.00 | 12.93 | -29.48 | -13.00 | -16.48 | V |
| 5729.34 | -25.99 | 8.40 | 17.11 | -34.70 | -13.00 | -21.70 | V |
| 7639.24 | -22.31 | 8.30 | 22.20 | -36.21 | -13.00 | -23.21 | V |

EGPRS 1900: (30-20000)MHz

The Worst Test Results for Channel 512/1850.2MHz

| Frequency(MHz) | S G.Lev (dBm) | Ant(dBi) | Loss | PMea | Limit | Margin | Polarity |
|----------------|------------------|----------|-------|---------------|--------|--------|----------|
| | | | | (dBm) | (dBm) | (dBm) | |
| 3700.30 | -27.84 | 7.00 | 12.93 | -33.77 | -13.00 | -20.77 | H |
| 5550.43 | -24.67 | 8.40 | 17.11 | -33.38 | -13.00 | -20.38 | H |
| 7400.72 | -24.02 | 8.30 | 22.20 | -37.92 | -13.00 | -24.92 | H |
| 3700.32 | -25.51 | 7.00 | 12.93 | -31.44 | -13.00 | -18.44 | V |
| 5550.33 | -24.57 | 8.40 | 17.11 | -33.28 | -13.00 | -20.28 | V |
| 7400.93 | -20.52 | 8.30 | 22.20 | -34.42 | -13.00 | -21.42 | V |

The Worst Test Results for Channel 661/1880.0MHz

| Frequency(MHz) | S G.Lev (dBm) | Ant(dBi) | Loss | PMea | Limit | Margin | Polarity |
|----------------|------------------|----------|-------|---------------|--------|--------|----------|
| | | | | (dBm) | (dBm) | (dBm) | |
| 3760.05 | -24.78 | 7.00 | 12.93 | -30.71 | -13.00 | -17.71 | H |
| 5640.25 | -22.59 | 8.40 | 17.11 | -31.30 | -13.00 | -18.30 | H |
| 7520.12 | -27.32 | 8.30 | 22.20 | -41.22 | -13.00 | -28.22 | H |
| 3760.19 | -22.01 | 7.00 | 12.93 | -27.94 | -13.00 | -14.94 | V |
| 5640.29 | -24.52 | 8.40 | 17.11 | -33.23 | -13.00 | -20.23 | V |
| 7519.98 | -23.23 | 8.30 | 22.20 | -37.13 | -13.00 | -24.13 | V |

The Worst Test Results for Channel 810/1909.8MHz

| Frequency(MHz) | S G.Lev (dBm) | Ant(dBi) | Loss | PMea | Limit | Margin | Polarity |
|----------------|------------------|----------|-------|---------------|--------|--------|----------|
| | | | | (dBm) | (dBm) | (dBm) | |
| 3819.31 | -27.55 | 7.00 | 12.93 | -33.48 | -13.00 | -20.48 | H |
| 5729.09 | -24.06 | 8.40 | 17.11 | -32.77 | -13.00 | -19.77 | H |
| 7639.07 | -26.98 | 8.30 | 22.20 | -40.88 | -13.00 | -27.88 | H |
| 3819.70 | -24.68 | 7.00 | 12.93 | -30.61 | -13.00 | -17.61 | V |
| 5729.40 | -22.29 | 8.40 | 17.11 | -31.00 | -13.00 | -18.00 | V |
| 7638.91 | -21.88 | 8.30 | 22.20 | -35.78 | -13.00 | -22.78 | V |

3G

Conducted output power

| Band | Channel | Frequency (MHz) | Power (dBm) | Gain (dB) | EIRP (dBm) | EIRP Limit (dBm) | Verdict |
|----------------------|---------|-----------------|-------------|-----------|------------|------------------|---------|
| WCDMA Band2 | 9262 | 1852.4 | 24.30 | 0.3 | 24.60 | 33.01 | PASS |
| WCDMA Band2 | 9400 | 1880 | 23.80 | 0.3 | 24.10 | 33.01 | PASS |
| WCDMA Band2 | 9538 | 1907.6 | 23.80 | 0.3 | 24.10 | 33.01 | PASS |
| HSDPA Band2 Subtest1 | 9262 | 1852.4 | 24.40 | 0.3 | 24.70 | 33.01 | PASS |
| HSDPA Band2 Subtest2 | 9262 | 1852.4 | 24.05 | 0.3 | 24.35 | 33.01 | PASS |
| HSDPA Band2 Subtest3 | 9262 | 1852.4 | 23.74 | 0.3 | 24.04 | 33.01 | PASS |
| HSDPA Band2 Subtest4 | 9262 | 1852.4 | 23.55 | 0.3 | 23.85 | 33.01 | PASS |
| HSDPA Band2 Subtest1 | 9400 | 1880 | 23.85 | 0.3 | 24.15 | 33.01 | PASS |
| HSDPA Band2 Subtest2 | 9400 | 1880 | 23.57 | 0.3 | 23.87 | 33.01 | PASS |
| HSDPA Band2 Subtest3 | 9400 | 1880 | 23.22 | 0.3 | 23.52 | 33.01 | PASS |
| HSDPA Band2 Subtest4 | 9400 | 1880 | 22.91 | 0.3 | 23.21 | 33.01 | PASS |
| HSDPA Band2 Subtest1 | 9538 | 1907.6 | 23.55 | 0.3 | 23.85 | 33.01 | PASS |
| HSDPA Band2 Subtest2 | 9538 | 1907.6 | 23.33 | 0.3 | 23.63 | 33.01 | PASS |
| HSDPA Band2 Subtest3 | 9538 | 1907.6 | 23.02 | 0.3 | 23.32 | 33.01 | PASS |
| HSDPA Band2 Subtest4 | 9538 | 1907.6 | 22.95 | 0.3 | 23.25 | 33.01 | PASS |
| HSUPA Band2 Subtest1 | 9262 | 1852.4 | 24.29 | 0.3 | 24.59 | 33.01 | PASS |
| HSUPA Band2 Subtest2 | 9262 | 1852.4 | 24.35 | 0.3 | 24.65 | 33.01 | PASS |
| HSUPA Band2 Subtest3 | 9262 | 1852.4 | 24.08 | 0.3 | 24.38 | 33.01 | PASS |
| HSUPA Band2 Subtest4 | 9262 | 1852.4 | 24.16 | 0.3 | 24.46 | 33.01 | PASS |
| HSUPA Band2 Subtest5 | 9262 | 1852.4 | 23.99 | 0.3 | 24.29 | 33.01 | PASS |
| HSUPA Band2 Subtest1 | 9400 | 1880 | 23.71 | 0.3 | 24.01 | 33.01 | PASS |
| HSUPA Band2 Subtest2 | 9400 | 1880 | 23.83 | 0.3 | 24.13 | 33.01 | PASS |
| HSUPA Band2 Subtest3 | 9400 | 1880 | 23.27 | 0.3 | 23.57 | 33.01 | PASS |
| HSUPA Band2 Subtest4 | 9400 | 1880 | 23.54 | 0.3 | 23.84 | 33.01 | PASS |
| HSUPA Band2 Subtest5 | 9400 | 1880 | 23.45 | 0.3 | 23.75 | 33.01 | PASS |
| HSUPA Band2 Subtest1 | 9538 | 1907.6 | 23.31 | 0.3 | 23.61 | 33.01 | PASS |
| HSUPA Band2 Subtest2 | 9538 | 1907.6 | 23.51 | 0.3 | 23.81 | 33.01 | PASS |
| HSUPA Band2 Subtest3 | 9538 | 1907.6 | 23.15 | 0.3 | 23.45 | 33.01 | PASS |
| HSUPA Band2 Subtest4 | 9538 | 1907.6 | 23.27 | 0.3 | 23.57 | 33.01 | PASS |
| HSUPA Band2 Subtest5 | 9538 | 1907.6 | 23.27 | 0.3 | 23.57 | 33.01 | PASS |

| Band | Channel | Frequency (MHz) | Power (dBm) | Gain (dB) | EIRP (dBm) | EIRP Limit (dBm) | Verdict |
|----------------------|---------|-----------------|-------------|-----------|------------|------------------|---------|
| WCDMA Band4 | 1312 | 1712.4 | 23.74 | 0.1 | 23.84 | 30 | PASS |
| WCDMA Band4 | 1450 | 1740 | 23.53 | 0.1 | 23.63 | 30 | PASS |
| WCDMA Band4 | 1513 | 1752.6 | 23.39 | 0.1 | 23.49 | 30 | PASS |
| HSDPA Band4 Subtest1 | 1312 | 1712.4 | 23.95 | 0.1 | 24.05 | 30 | PASS |
| HSDPA Band4 Subtest2 | 1312 | 1712.4 | 23.70 | 0.1 | 23.80 | 30 | PASS |
| HSDPA Band4 Subtest3 | 1312 | 1712.4 | 23.35 | 0.1 | 23.45 | 30 | PASS |
| HSDPA Band4 Subtest4 | 1312 | 1712.4 | 22.98 | 0.1 | 23.08 | 30 | PASS |
| HSDPA Band4 Subtest1 | 1450 | 1740 | 23.60 | 0.1 | 23.70 | 30 | PASS |
| HSDPA Band4 Subtest2 | 1450 | 1740 | 23.35 | 0.1 | 23.45 | 30 | PASS |
| HSDPA Band4 Subtest3 | 1450 | 1740 | 23.15 | 0.1 | 23.25 | 30 | PASS |
| HSDPA Band4 Subtest4 | 1450 | 1740 | 22.96 | 0.1 | 23.06 | 30 | PASS |
| HSDPA Band4 Subtest1 | 1513 | 1752.6 | 23.60 | 0.1 | 23.70 | 30 | PASS |
| HSDPA Band4 Subtest2 | 1513 | 1752.6 | 23.28 | 0.1 | 23.38 | 30 | PASS |
| HSDPA Band4 Subtest3 | 1513 | 1752.6 | 23.06 | 0.1 | 23.16 | 30 | PASS |
| HSDPA Band4 Subtest4 | 1513 | 1752.6 | 22.56 | 0.1 | 22.66 | 30 | PASS |
| HSUPA Band4 Subtest1 | 1312 | 1712.4 | 23.85 | 0.1 | 23.95 | 30 | PASS |
| HSUPA Band4 Subtest2 | 1312 | 1712.4 | 23.93 | 0.1 | 24.03 | 30 | PASS |
| HSUPA Band4 Subtest3 | 1312 | 1712.4 | 23.57 | 0.1 | 23.67 | 30 | PASS |
| HSUPA Band4 Subtest4 | 1312 | 1712.4 | 23.91 | 0.1 | 24.01 | 30 | PASS |
| HSUPA Band4 Subtest5 | 1312 | 1712.4 | 23.59 | 0.1 | 23.69 | 30 | PASS |
| HSUPA Band4 Subtest1 | 1450 | 1740 | 23.31 | 0.1 | 23.41 | 30 | PASS |
| HSUPA Band4 Subtest2 | 1450 | 1740 | 23.69 | 0.1 | 23.79 | 30 | PASS |
| HSUPA Band4 Subtest3 | 1450 | 1740 | 23.35 | 0.1 | 23.45 | 30 | PASS |
| HSUPA Band4 Subtest4 | 1450 | 1740 | 23.67 | 0.1 | 23.77 | 30 | PASS |
| HSUPA Band4 Subtest5 | 1450 | 1740 | 23.31 | 0.1 | 23.41 | 30 | PASS |
| HSUPA Band4 Subtest1 | 1513 | 1752.6 | 23.44 | 0.1 | 23.54 | 30 | PASS |
| HSUPA Band4 Subtest2 | 1513 | 1752.6 | 23.50 | 0.1 | 23.60 | 30 | PASS |
| HSUPA Band4 Subtest3 | 1513 | 1752.6 | 23.00 | 0.1 | 23.10 | 30 | PASS |
| HSUPA Band4 Subtest4 | 1513 | 1752.6 | 23.50 | 0.1 | 23.60 | 30 | PASS |
| HSUPA Band4 Subtest5 | 1513 | 1752.6 | 23.20 | 0.1 | 23.30 | 30 | PASS |

| Band | Channel | Frequency (MHz) | Power (dBm) | Gain (dB) | ERP (dBm) | ERP Limit (dBm) | Verdict |
|----------------------|---------|-----------------|-------------|-----------|-----------|-----------------|---------|
| WCDMA Band5 | 4132 | 826.4 | 23.54 | -2.8 | 18.59 | 38.45 | PASS |
| WCDMA Band5 | 4182 | 836.4 | 23.96 | -2.8 | 19.01 | 38.45 | PASS |
| WCDMA Band5 | 4233 | 846.6 | 24.08 | -2.8 | 19.13 | 38.45 | PASS |
| HSDPA Band5 Subtest1 | 4132 | 826.4 | 23.89 | -2.8 | 18.94 | 38.45 | PASS |
| HSDPA Band5 Subtest2 | 4132 | 826.4 | 23.46 | -2.8 | 18.51 | 38.45 | PASS |
| HSDPA Band5 Subtest3 | 4132 | 826.4 | 23.09 | -2.8 | 18.14 | 38.45 | PASS |
| HSDPA Band5 Subtest4 | 4132 | 826.4 | 22.94 | -2.8 | 17.99 | 38.45 | PASS |
| HSDPA Band5 Subtest1 | 4182 | 836.4 | 23.63 | -2.8 | 18.68 | 38.45 | PASS |
| HSDPA Band5 Subtest2 | 4182 | 836.4 | 23.50 | -2.8 | 18.55 | 38.45 | PASS |
| HSDPA Band5 Subtest3 | 4182 | 836.4 | 23.27 | -2.8 | 18.32 | 38.45 | PASS |
| HSDPA Band5 Subtest4 | 4182 | 836.4 | 23.17 | -2.8 | 18.22 | 38.45 | PASS |
| HSDPA Band5 Subtest1 | 4233 | 846.6 | 23.86 | -2.8 | 18.91 | 38.45 | PASS |
| HSDPA Band5 Subtest2 | 4233 | 846.6 | 23.61 | -2.8 | 18.66 | 38.45 | PASS |
| HSDPA Band5 Subtest3 | 4233 | 846.6 | 23.26 | -2.8 | 18.31 | 38.45 | PASS |
| HSDPA Band5 Subtest4 | 4233 | 846.6 | 23.20 | -2.8 | 18.25 | 38.45 | PASS |
| HSUPA Band5 Subtest1 | 4132 | 826.4 | 23.75 | -2.8 | 18.80 | 38.45 | PASS |
| HSUPA Band5 Subtest2 | 4132 | 826.4 | 23.82 | -2.8 | 18.87 | 38.45 | PASS |
| HSUPA Band5 Subtest3 | 4132 | 826.4 | 23.67 | -2.8 | 18.72 | 38.45 | PASS |
| HSUPA Band5 Subtest4 | 4132 | 826.4 | 23.87 | -2.8 | 18.92 | 38.45 | PASS |
| HSUPA Band5 Subtest5 | 4132 | 826.4 | 23.79 | -2.8 | 18.84 | 38.45 | PASS |
| HSUPA Band5 Subtest1 | 4182 | 836.4 | 23.57 | -2.8 | 18.62 | 38.45 | PASS |
| HSUPA Band5 Subtest2 | 4182 | 836.4 | 23.69 | -2.8 | 18.74 | 38.45 | PASS |
| HSUPA Band5 Subtest3 | 4182 | 836.4 | 23.41 | -2.8 | 18.46 | 38.45 | PASS |
| HSUPA Band5 Subtest4 | 4182 | 836.4 | 23.68 | -2.8 | 18.73 | 38.45 | PASS |
| HSUPA Band5 Subtest5 | 4182 | 836.4 | 23.44 | -2.8 | 18.49 | 38.45 | PASS |
| HSUPA Band5 Subtest1 | 4233 | 846.6 | 23.59 | -2.8 | 18.64 | 38.45 | PASS |
| HSUPA Band5 Subtest2 | 4233 | 846.6 | 23.81 | -2.8 | 18.86 | 38.45 | PASS |
| HSUPA Band5 Subtest3 | 4233 | 846.6 | 23.52 | -2.8 | 18.57 | 38.45 | PASS |
| HSUPA Band5 Subtest4 | 4233 | 846.6 | 23.81 | -2.8 | 18.86 | 38.45 | PASS |
| HSUPA Band5 Subtest5 | 4233 | 846.6 | 23.44 | -2.8 | 18.49 | 38.45 | PASS |

Frequency stability

| UMTS Band 2 /1880MHz | | | | | |
|----------------------|-----------------|-----------------|------------------|------------------------|--------|
| Temperature (°C) | Voltage (Volt) | Freq. Dev. (Hz) | Freq. Dev. (ppm) | Limit | Result |
| 50 | Normal Voltage | -0.52 | 0.000 | Within Authorized Band | PASS |
| 40 | | 0.63 | 0.000 | | |
| 30 | | -0.78 | 0.000 | | |
| 20 | | -0.64 | 0.000 | | |
| 10 | | -0.63 | 0.000 | | |
| 0 | | 0.28 | 0.000 | | |
| -10 | | 0.47 | 0.000 | | |
| -20 | | 0.73 | 0.000 | | |
| -30 | | -0.69 | 0.000 | | |
| 20 | Maximum Voltage | -0.26 | 0.000 | | |
| 20 | BEP | -0.70 | 0.000 | | |

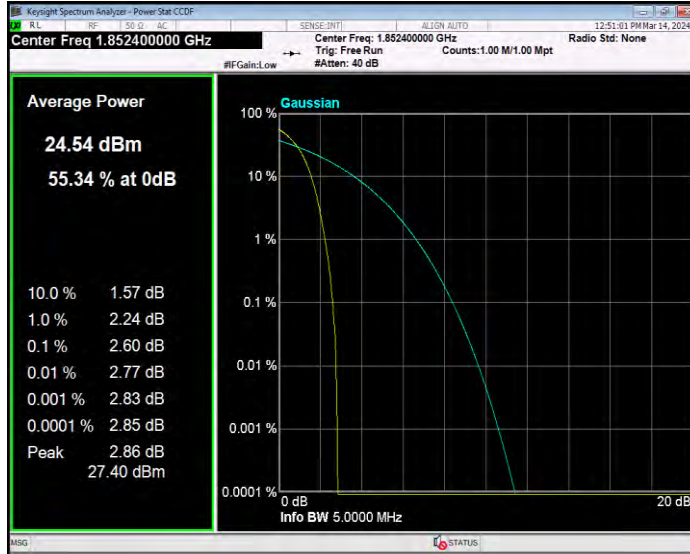
| UMTS Band 4 /1740MHz | | | | | |
|----------------------|-----------------|-----------------|------------------|------------------------|--------|
| Temperature (°C) | Voltage (Volt) | Freq. Dev. (Hz) | Freq. Dev. (ppm) | Limit | Result |
| 50 | Normal Voltage | 1.51 | 0.001 | Within Authorized Band | PASS |
| 40 | | 2.02 | 0.001 | | |
| 30 | | 1.75 | 0.001 | | |
| 20 | | 1.85 | 0.001 | | |
| 10 | | -1.73 | -0.001 | | |
| 0 | | -2.04 | -0.001 | | |
| -10 | | 1.81 | 0.001 | | |
| -20 | | -1.70 | -0.001 | | |
| -30 | | 1.78 | 0.001 | | |
| 20 | Maximum Voltage | 1.50 | 0.001 | | |
| 20 | BEP | -1.72 | -0.001 | | |

| UMTS Band 5 / 836.6MHz | | | | | |
|------------------------|-----------------|-----------------|------------------|--------|--------|
| Temperature (°C) | Voltage (Volt) | Freq. Dev. (Hz) | Freq. Dev. (ppm) | Limit | Result |
| 50 | Normal Voltage | 0.77 | 0.001 | 2.5ppm | PASS |
| 40 | | 0.77 | 0.001 | | |
| 30 | | -0.87 | -0.001 | | |
| 20 | | -0.34 | 0.000 | | |
| 10 | | -0.41 | 0.000 | | |
| 0 | | -0.44 | -0.001 | | |
| -10 | | -0.77 | -0.001 | | |
| -20 | | 0.56 | 0.001 | | |
| -30 | | -0.36 | 0.000 | | |
| 20 | Maximum Voltage | 0.88 | 0.001 | | |
| 20 | BEP | 0.49 | 0.001 | | |

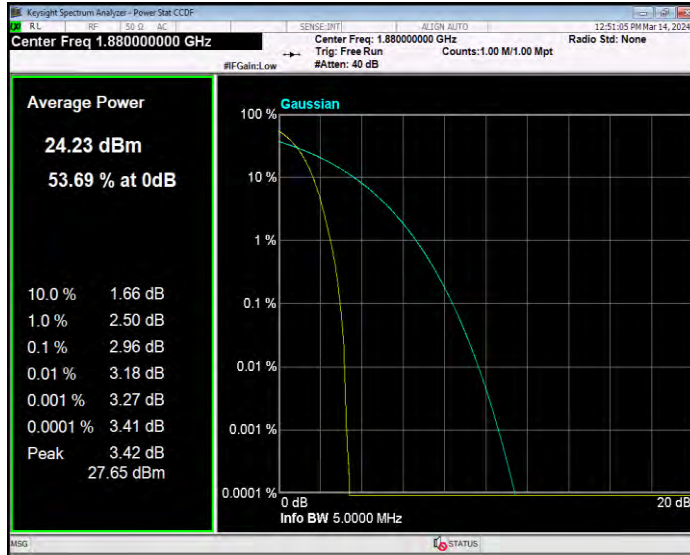
Peak-to-Average Ratio

| Band | Channel | Frequency (MHz) | Result (dB) | high Limit (dB) | Verdict |
|-------------|---------|-----------------|-------------|-----------------|---------|
| WCDMA Band2 | 9262 | 1852.4 | 2.60 | 13 | PASS |
| WCDMA Band2 | 9400 | 1880 | 2.96 | 13 | PASS |
| WCDMA Band2 | 9538 | 1907.6 | 3.01 | 13 | PASS |
| WCDMA Band4 | 1312 | 1712.4 | 2.99 | 13 | PASS |
| WCDMA Band4 | 1450 | 1740 | 3.02 | 13 | PASS |
| WCDMA Band4 | 1513 | 1752.6 | 3.04 | 13 | PASS |
| WCDMA Band5 | 4132 | 826.4 | 3.05 | 13 | PASS |
| WCDMA Band5 | 4182 | 836.4 | 3.12 | 13 | PASS |
| WCDMA Band5 | 4233 | 846.6 | 3.01 | 13 | PASS |

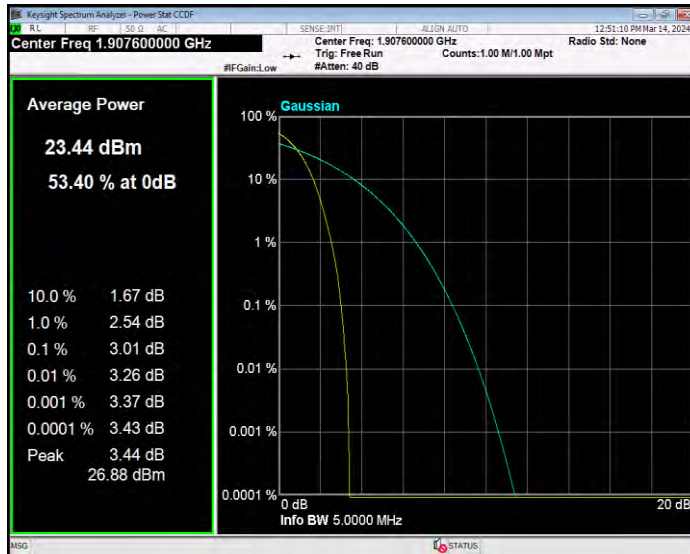
WCDMA Band2 Channel=9262



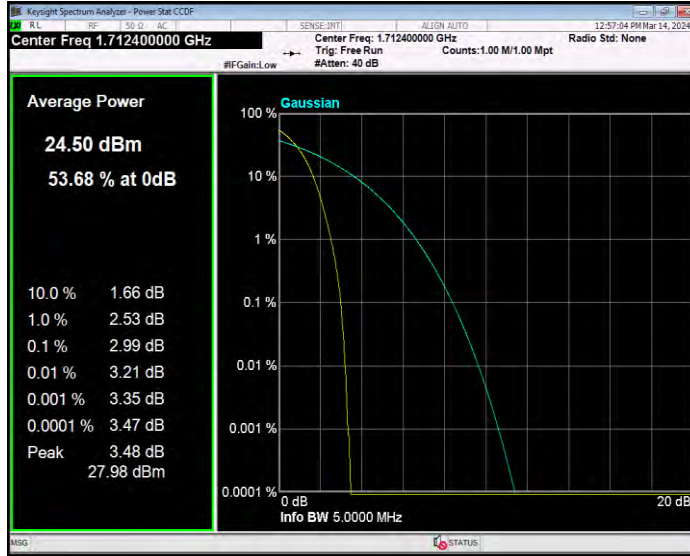
WCDMA Band2 Channel=9400



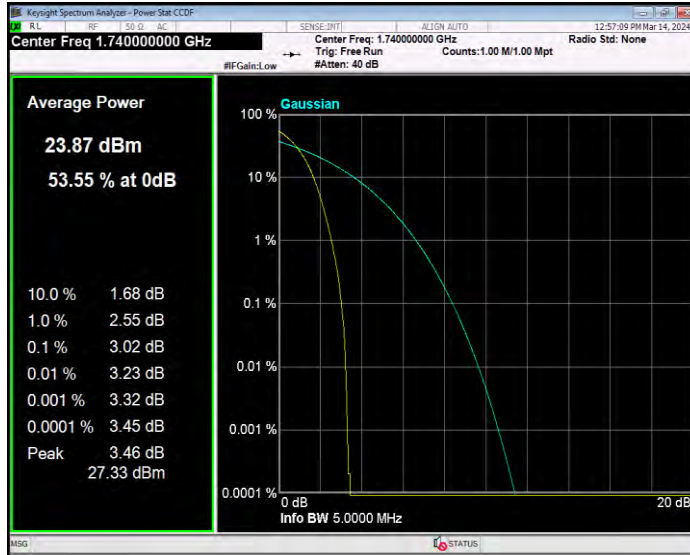
WCDMA Band2 Channel=9538



WCDMA Band4 Channel=1312



WCDMA Band4 Channel=1450



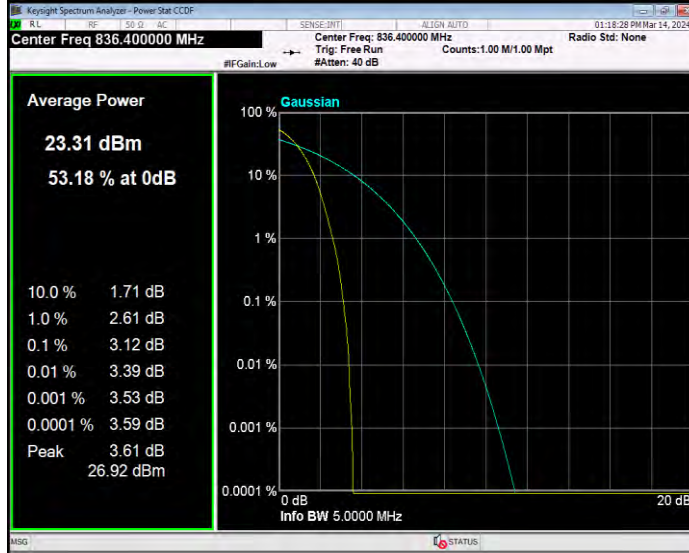
WCDMA Band4 Channel=1513



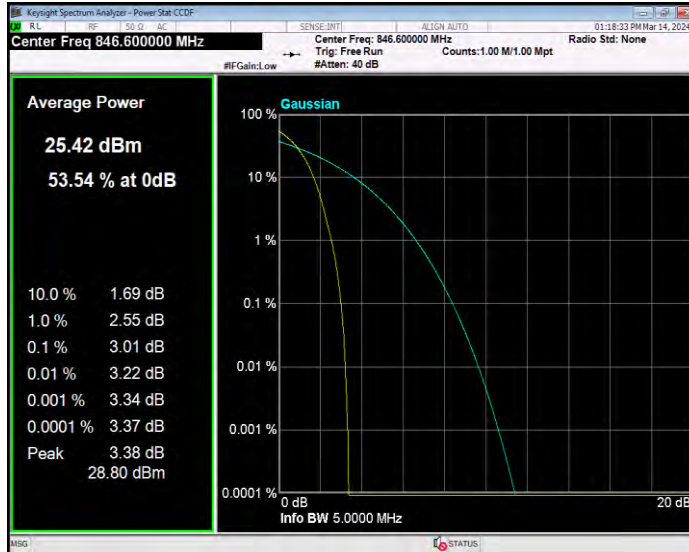
WCDMA Band5 Channel=4132



WCDMA Band5 Channel=4182



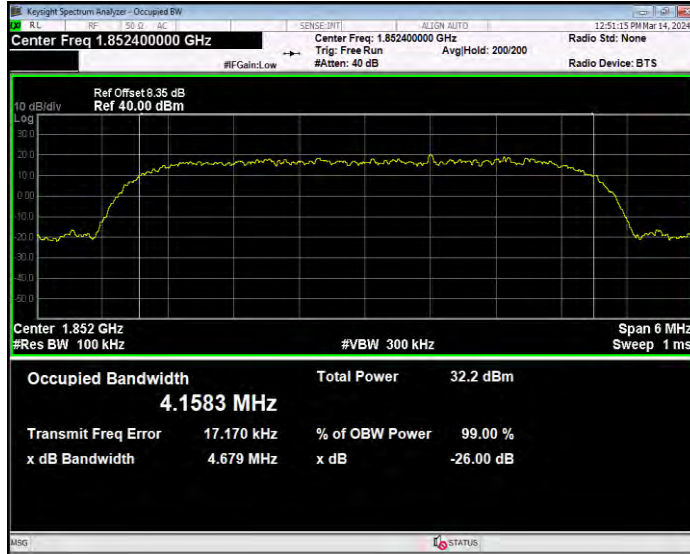
WCDMA Band5 Channel=4233



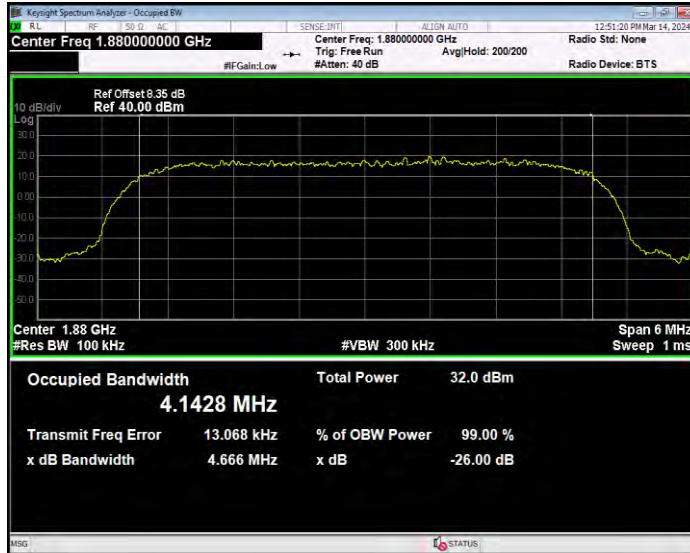
Occupied bandwidth

| Band | Channel | Frequency (MHz) | 99% OBW (MHz) | -26dB EBW (MHz) | Verdict |
|-------------|---------|-----------------|---------------|-----------------|---------|
| WCDMA Band2 | 9262 | 1852.4 | 4.158 | 4.679 | PASS |
| WCDMA Band2 | 9400 | 1880 | 4.143 | 4.666 | PASS |
| WCDMA Band2 | 9538 | 1907.6 | 4.143 | 4.655 | PASS |
| WCDMA Band4 | 1312 | 1712.4 | 4.138 | 4.671 | PASS |
| WCDMA Band4 | 1450 | 1740 | 4.160 | 4.670 | PASS |
| WCDMA Band4 | 1513 | 1752.6 | 4.167 | 4.662 | PASS |
| WCDMA Band5 | 4132 | 826.4 | 4.170 | 4.679 | PASS |
| WCDMA Band5 | 4182 | 836.4 | 4.181 | 4.652 | PASS |
| WCDMA Band5 | 4233 | 846.6 | 4.153 | 4.689 | PASS |

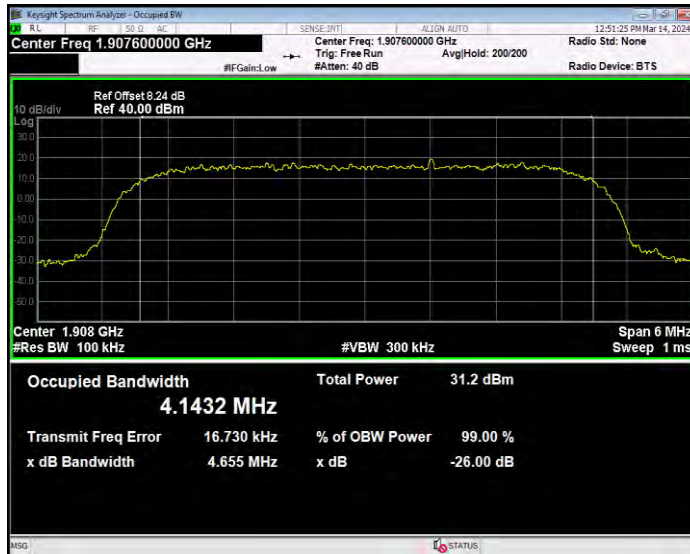
WCDMA Band2 Channel=9262



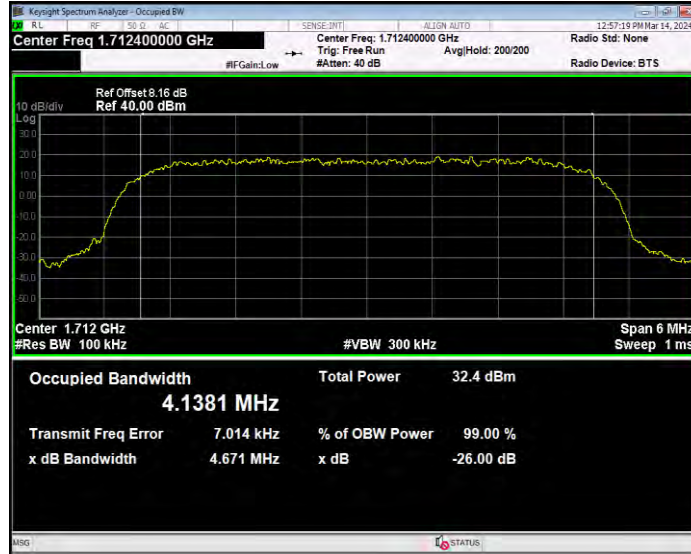
WCDMA Band2 Channel=9400



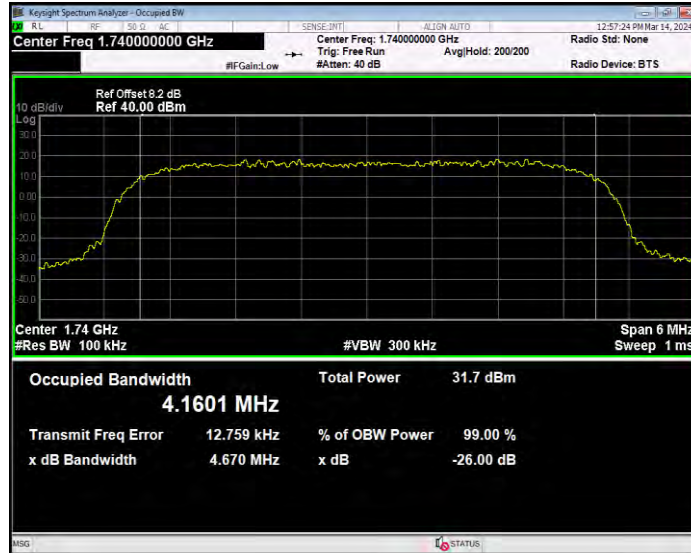
WCDMA Band2 Channel=9538



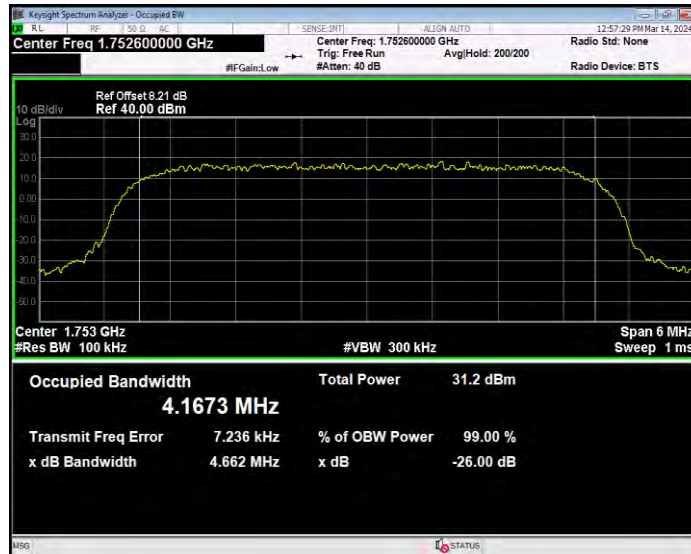
WCDMA Band4 Channel=1312



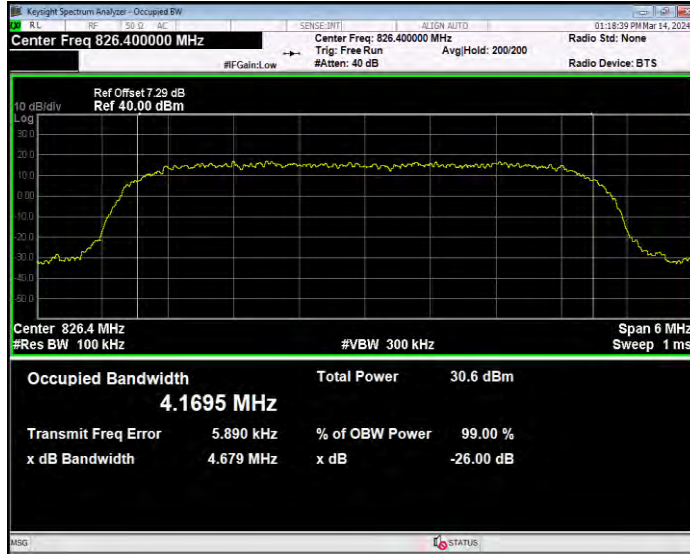
WCDMA Band4 Channel=1450



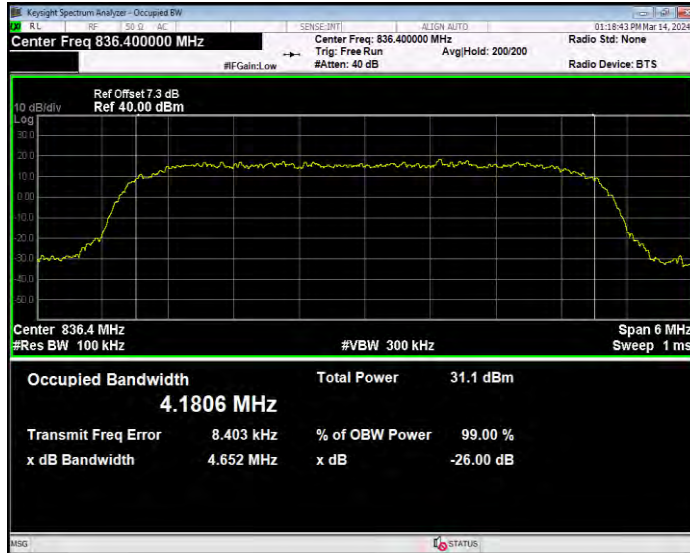
WCDMA Band4 Channel=1513



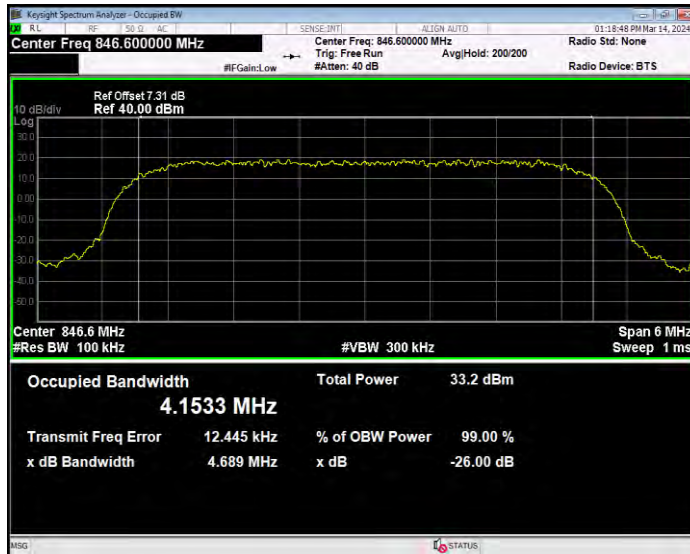
WCDMA Band5 Channel=4132



WCDMA Band5 Channel=4182



WCDMA Band5 Channel=4233



Band edge

| Band | Channel | Frequency (MHz) | Spur Freq (MHz) | Spur Level (dBm) | Limit (dBm) | Verdict |
|-------------|---------|-----------------|-----------------|------------------|-------------|---------|
| WCDMA Band2 | 9262 | 1852.4 | 1850.00 | -21.30 | -13 | PASS |
| WCDMA Band2 | 9538 | 1907.6 | 1910.00 | -24.76 | -13 | PASS |
| WCDMA Band4 | 1312 | 1712.4 | 1710.00 | -25.16 | -13 | PASS |
| WCDMA Band4 | 1513 | 1752.6 | 1755.00 | -25.25 | -13 | PASS |
| WCDMA Band5 | 4132 | 826.4 | 824.00 | -26.61 | -13 | PASS |
| WCDMA Band5 | 4233 | 846.6 | 849.00 | -23.70 | -13 | PASS |

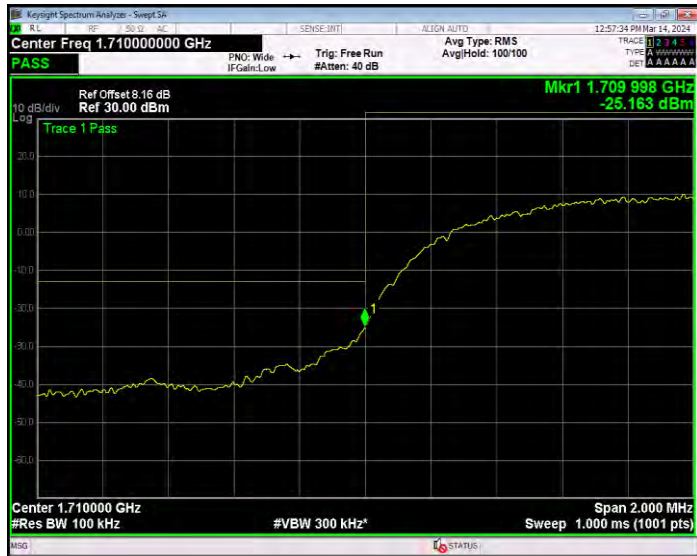
WCDMA Band2 Channel=9262



WCDMA Band2 Channel=9538



WCDMA Band4 Channel=1312



WCDMA Band4 Channel=1513



WCDMA Band5 Channel=4132



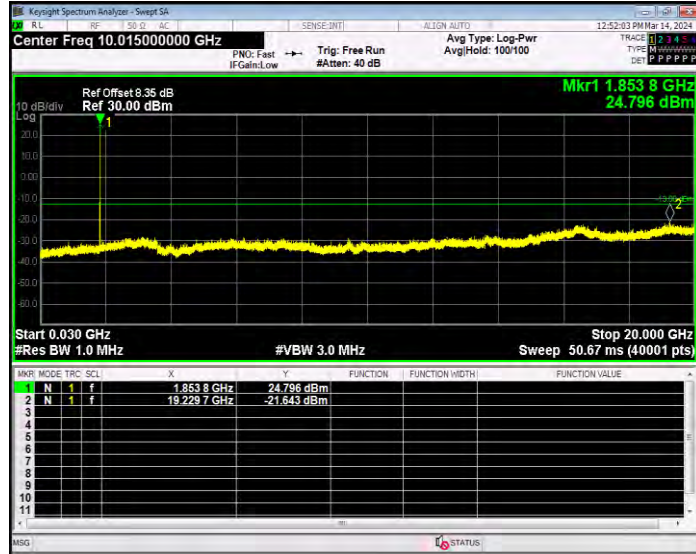
WCDMA Band5 Channel=4233



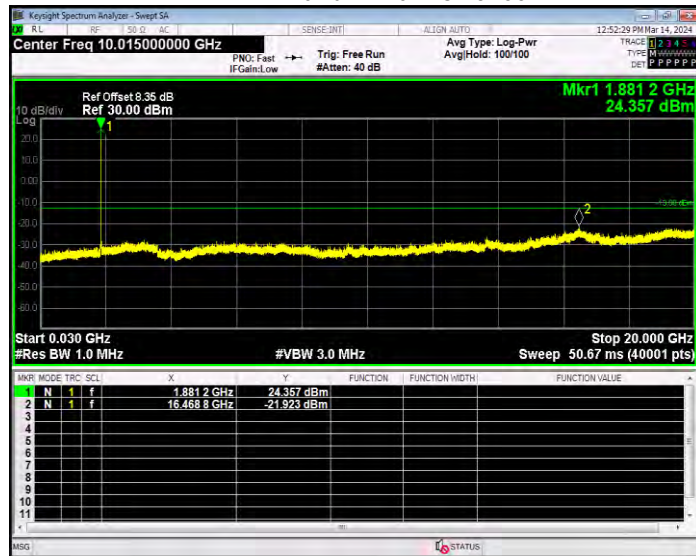
Out-of-band emissions

| Band | Channel | Frequency (MHz) | Spur Freq (MHz) | Spur Level (dBm) | Limit (dBm) | Verdict |
|-------------|---------|-----------------|-----------------|------------------|-------------|---------|
| WCDMA Band2 | 9262 | 1852.4 | 19229.66 | -21.64 | -13 | PASS |
| WCDMA Band2 | 9400 | 1880 | 16468.80 | -21.92 | -13 | PASS |
| WCDMA Band2 | 9538 | 1907.6 | 16417.88 | -21.68 | -13 | PASS |
| WCDMA Band4 | 1312 | 1712.4 | 19482.78 | -21.98 | -13 | PASS |
| WCDMA Band4 | 1450 | 1740 | 16490.27 | -22.40 | -13 | PASS |
| WCDMA Band4 | 1513 | 1752.6 | 16410.89 | -21.87 | -13 | PASS |
| WCDMA Band5 | 4132 | 826.4 | 6223.86 | -29.51 | -13 | PASS |
| WCDMA Band5 | 4182 | 836.4 | 6351.98 | -29.08 | -13 | PASS |
| WCDMA Band5 | 4233 | 846.6 | 3186.25 | -29.63 | -13 | PASS |

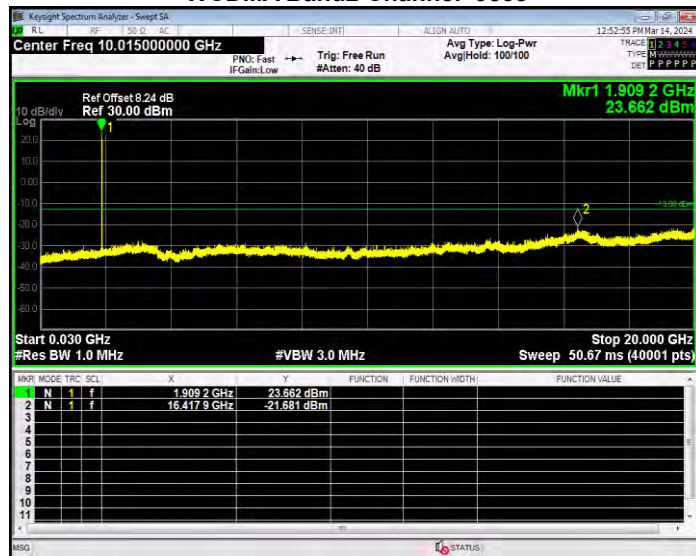
WCDMA Band2 Channel=9262



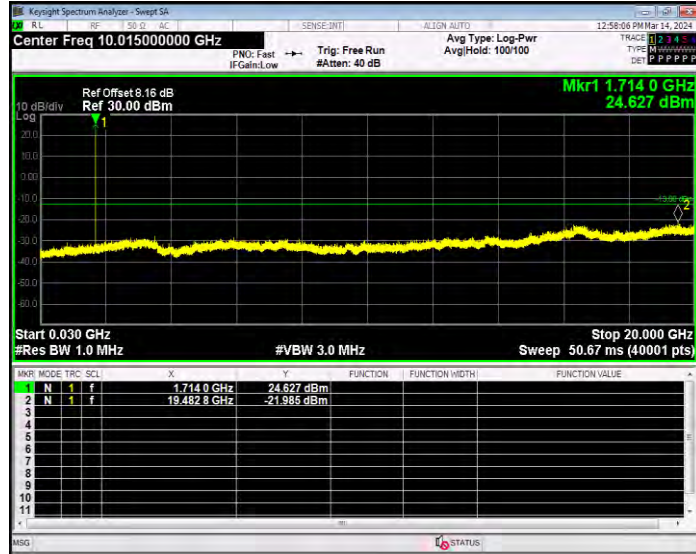
WCDMA Band2 Channel=9400



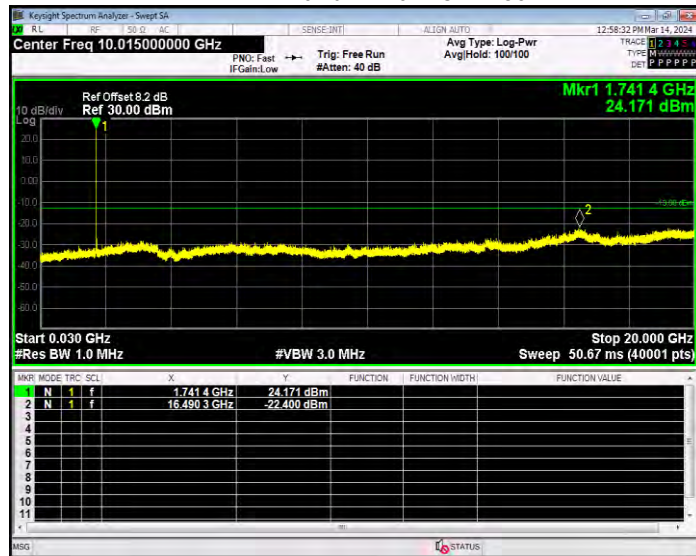
WCDMA Band2 Channel=9538



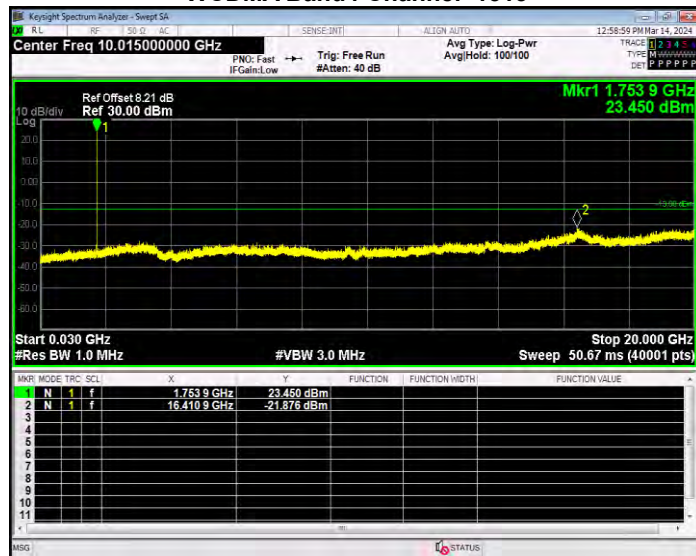
WCDMA Band4 Channel=1312



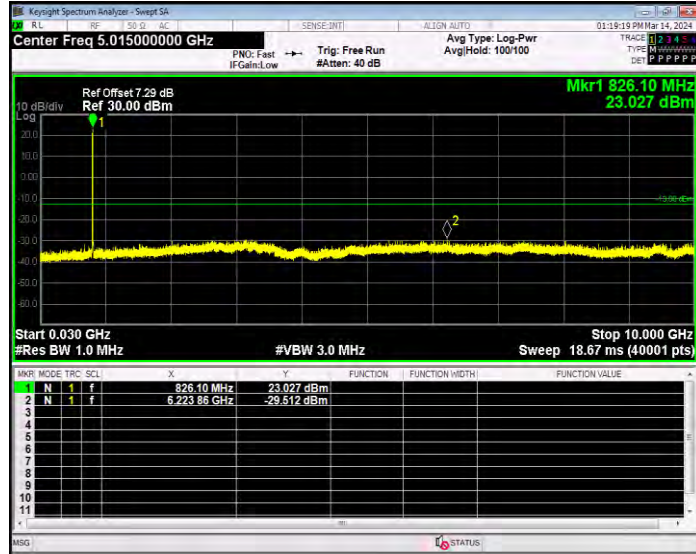
WCDMA Band4 Channel=1450



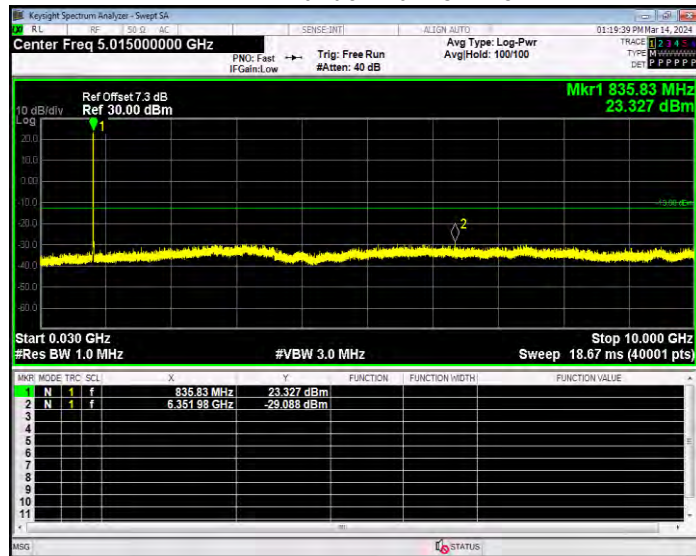
WCDMA Band4 Channel=1513



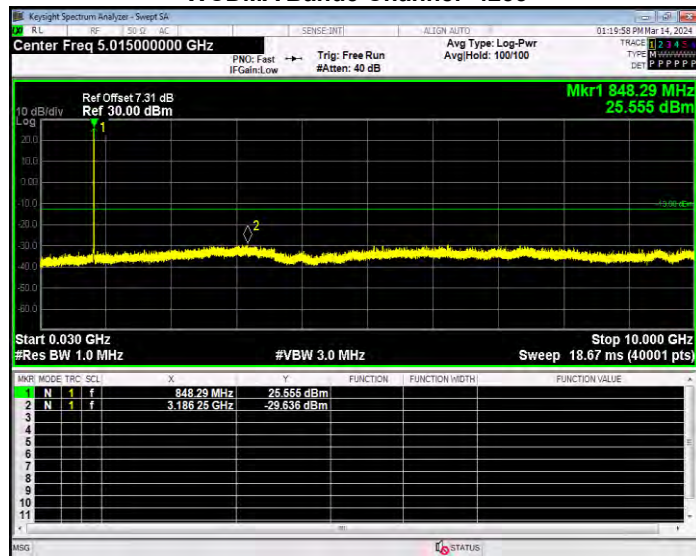
WCDMA Band5 Channel=4132



WCDMA Band5 Channel=4182



WCDMA Band5 Channel=4233



RADIATED SPURIOUS EMISSION

Note:

(1) Spurious emissions which are attenuated by more than 20dB below the permissible value for frequency below 1000MHz.

(2) Test is divided into three directions, X/Y/Z. X pattern for the worst.

| WCDMA Band 2: (30-20000)MHz | | | | | | | |
|---|---------------|----------|-------|---------------|--------|--------|----------|
| The Worst Test Results for Channel 9262/1852.4MHz | | | | | | | |
| Frequency(MHz) | S G.Lev (dBm) | Ant(dBi) | Loss | PMea | Limit | Margin | Polarity |
| | | | | (dBm) | (dBm) | (dBm) | |
| 3704.23 | -29.72 | 7.00 | 12.93 | -35.65 | -13.00 | -22.65 | H |
| 5557.31 | -29.73 | 8.20 | 17.11 | -38.64 | -13.00 | -25.64 | H |
| 7409.62 | -27.48 | 8.10 | 22.20 | -41.58 | -13.00 | -28.58 | H |
| 3704.38 | -26.75 | 7.00 | 12.93 | -32.68 | -13.00 | -19.68 | V |
| 5557.53 | -25.50 | 8.20 | 17.11 | -34.41 | -13.00 | -21.41 | V |
| 7409.50 | -27.00 | 8.10 | 22.20 | -41.10 | -13.00 | -28.10 | V |
| The Worst Test Results for Channel 9400/1880MHz | | | | | | | |
| Frequency(MHz) | S G.Lev (dBm) | Ant(dBi) | Loss | PMea | Limit | Margin | Polarity |
| | | | | (dBm) | (dBm) | (dBm) | |
| 3760.14 | -29.83 | 7.00 | 12.93 | -35.76 | -13.00 | -22.76 | H |
| 5640.02 | -29.71 | 8.20 | 17.11 | -38.62 | -13.00 | -25.62 | H |
| 7520.11 | -24.71 | 8.10 | 22.20 | -38.81 | -13.00 | -25.81 | H |
| 3760.24 | -26.93 | 7.00 | 12.93 | -32.86 | -13.00 | -19.86 | V |
| 5639.91 | -27.70 | 8.20 | 17.11 | -36.61 | -13.00 | -23.61 | V |
| 7520.09 | -27.41 | 8.10 | 22.20 | -41.51 | -13.00 | -28.51 | V |
| The Worst Test Results for Channel 9538/1907.6MHz | | | | | | | |
| Frequency(MHz) | S G.Lev (dBm) | Ant(dBi) | Loss | PMea | Limit | Margin | Polarity |
| | | | | (dBm) | (dBm) | (dBm) | |
| 3815.60 | -28.06 | 7.00 | 12.93 | -33.99 | -13.00 | -20.99 | H |
| 5722.07 | -28.02 | 8.20 | 17.11 | -36.93 | -13.00 | -23.93 | H |
| 7629.84 | -24.19 | 8.10 | 22.20 | -38.29 | -13.00 | -25.29 | H |
| 3815.35 | -26.84 | 7.00 | 12.93 | -32.77 | -13.00 | -19.77 | V |
| 5722.12 | -29.17 | 8.20 | 17.11 | -38.08 | -13.00 | -25.08 | V |
| 7630.16 | -23.58 | 8.10 | 22.20 | -37.68 | -13.00 | -24.68 | V |

HSUPA Band 2: (30-20000)MHz

The Worst Test Results for Channel 9262/1852.4MHz

| Frequency(MHz) | S G.Lev (dBm) | Ant(dBi) | Loss | PMea | Limit | Margin | Polarity |
|----------------|------------------|----------|-------|---------------|--------|--------|----------|
| | | | | (dBm) | (dBm) | (dBm) | |
| 3704.45 | -25.11 | 7.00 | 12.93 | -31.04 | -13.00 | -18.04 | H |
| 5557.40 | -28.73 | 8.20 | 17.11 | -37.64 | -13.00 | -24.64 | H |
| 7409.69 | -24.66 | 8.10 | 22.20 | -38.76 | -13.00 | -25.76 | H |
| 3704.05 | -29.63 | 7.00 | 12.93 | -35.56 | -13.00 | -22.56 | V |
| 5557.28 | -25.53 | 8.20 | 17.11 | -34.44 | -13.00 | -21.44 | V |
| 7409.78 | -27.37 | 8.10 | 22.20 | -41.47 | -13.00 | -28.47 | V |

The Worst Test Results for Channel 9400/1880MHz

| Frequency(MHz) | S G.Lev (dBm) | Ant(dBi) | Loss | PMea | Limit | Margin | Polarity |
|----------------|------------------|----------|-------|---------------|--------|--------|----------|
| | | | | (dBm) | (dBm) | (dBm) | |
| 3759.95 | -27.42 | 7.00 | 12.93 | -33.35 | -13.00 | -20.35 | H |
| 5640.17 | -25.72 | 8.20 | 17.11 | -34.63 | -13.00 | -21.63 | H |
| 7520.14 | -27.03 | 8.10 | 22.20 | -41.13 | -13.00 | -28.13 | H |
| 3759.97 | -25.85 | 7.00 | 12.93 | -31.78 | -13.00 | -18.78 | V |
| 5640.12 | -25.83 | 8.20 | 17.11 | -34.74 | -13.00 | -21.74 | V |
| 7519.82 | -25.75 | 8.10 | 22.20 | -39.85 | -13.00 | -26.85 | V |

The Worst Test Results for Channel 9538/1907.6MHz

| Frequency(MHz) | S G.Lev (dBm) | Ant(dBi) | Loss | PMea | Limit | Margin | Polarity |
|----------------|------------------|----------|-------|---------------|--------|--------|----------|
| | | | | (dBm) | (dBm) | (dBm) | |
| 3815.46 | -24.98 | 7.00 | 12.93 | -30.91 | -13.00 | -17.91 | H |
| 5722.13 | -29.24 | 8.20 | 17.11 | -38.15 | -13.00 | -25.15 | H |
| 7629.86 | -28.00 | 8.10 | 22.20 | -42.10 | -13.00 | -29.10 | H |
| 3815.35 | -28.17 | 7.00 | 12.93 | -34.10 | -13.00 | -21.10 | V |
| 5722.04 | -29.35 | 8.20 | 17.11 | -38.26 | -13.00 | -25.26 | V |
| 7629.96 | -24.07 | 8.10 | 22.20 | -38.17 | -13.00 | -25.17 | V |

| HSDPA Band 2: (30-20000)MHz | | | | | | | |
|--|------------------|----------|-------|---------------|--------|--------|----------|
| The Worst Test Results for Channel 9262/1852.4MHz | | | | | | | |
| Frequency(MHz) | S G.Lev (dBm) | Ant(dBi) | Loss | PMea | Limit | Margin | Polarity |
| | | | | (dBm) | (dBm) | (dBm) | |
| 3704.12 | -27.06 | 7.00 | 12.93 | -32.99 | -13.00 | -19.99 | H |
| 5557.42 | -28.65 | 8.20 | 17.11 | -37.56 | -13.00 | -24.56 | H |
| 7409.78 | -27.69 | 8.10 | 22.20 | -41.79 | -13.00 | -28.79 | H |
| 3704.46 | -29.00 | 7.00 | 12.93 | -34.93 | -13.00 | -21.93 | V |
| 5557.52 | -29.42 | 8.20 | 17.11 | -38.33 | -13.00 | -25.33 | V |
| 7409.56 | -25.67 | 8.10 | 22.20 | -39.77 | -13.00 | -26.77 | V |
| The Worst Test Results for Channel 9400/1880MHz | | | | | | | |
| Frequency(MHz) | S G.Lev (dBm) | Ant(dBi) | Loss | PMea | Limit | Margin | Polarity |
| | | | | (dBm) | (dBm) | (dBm) | |
| 3760.26 | -28.99 | 7.00 | 12.93 | -34.92 | -13.00 | -21.92 | H |
| 5640.14 | -27.37 | 8.20 | 17.11 | -36.28 | -13.00 | -23.28 | H |
| 7520.01 | -25.21 | 8.10 | 22.20 | -39.31 | -13.00 | -26.31 | H |
| 3760.11 | -25.38 | 7.00 | 12.93 | -31.31 | -13.00 | -18.31 | V |
| 5640.28 | -29.90 | 8.20 | 17.11 | -38.81 | -13.00 | -25.81 | V |
| 7520.20 | -27.93 | 8.10 | 22.20 | -42.03 | -13.00 | -29.03 | V |
| The Worst Test Results for Channel 9538/1907.6MHz | | | | | | | |
| Frequency(MHz) | S G.Lev (dBm) | Ant(dBi) | Loss | PMea | Limit | Margin | Polarity |
| | | | | (dBm) | (dBm) | (dBm) | |
| 3815.38 | -27.35 | 7.00 | 12.93 | -33.28 | -13.00 | -20.28 | H |
| 5722.12 | -26.91 | 8.20 | 17.11 | -35.82 | -13.00 | -22.82 | H |
| 7630.20 | -26.43 | 8.10 | 22.20 | -40.53 | -13.00 | -27.53 | H |
| 3815.30 | -28.85 | 7.00 | 12.93 | -34.78 | -13.00 | -21.78 | V |
| 5722.43 | -25.69 | 8.20 | 17.11 | -34.60 | -13.00 | -21.60 | V |
| 7630.21 | -23.98 | 8.10 | 22.20 | -38.08 | -13.00 | -25.08 | V |

WCDMA Band 4: (30-18000)MHz**The Worst Test Results for Channel 1313/1712.6MHz**

| Frequency(MHz) | S G.Lev (dBm) | Ant(dBi) | Loss | PMea | Limit | Margin | Polarity |
|----------------|------------------|----------|-------|---------------|--------|--------|----------|
| | | | | (dBm) | (dBm) | (dBm) | |
| 3425.12 | -34.32 | 7.20 | 12.05 | -39.17 | -13.00 | -26.17 | H |
| 5137.62 | -31.04 | 7.90 | 16.27 | -39.41 | -13.00 | -26.41 | H |
| 6850.20 | -32.94 | 8.30 | 20.13 | -44.77 | -13.00 | -31.77 | H |
| 3424.90 | -34.79 | 7.20 | 12.05 | -39.64 | -13.00 | -26.64 | V |
| 5137.72 | -31.03 | 7.90 | 16.27 | -39.40 | -13.00 | -26.40 | V |
| 6849.98 | -28.58 | 8.30 | 20.13 | -40.41 | -13.00 | -27.41 | V |

The Worst Test Results for Channel 1450/1740.0MHz

| Frequency(MHz) | S G.Lev (dBm) | Ant(dBi) | Loss | PMea | Limit | Margin | Polarity |
|----------------|------------------|----------|-------|---------------|--------|--------|----------|
| | | | | (dBm) | (dBm) | (dBm) | |
| 3479.95 | -30.20 | 7.20 | 12.05 | -35.05 | -13.00 | -22.05 | H |
| 5219.90 | -30.55 | 7.90 | 16.27 | -38.92 | -13.00 | -25.92 | H |
| 6959.74 | -29.09 | 8.30 | 20.13 | -40.92 | -13.00 | -27.92 | H |
| 3479.84 | -33.37 | 7.20 | 12.05 | -38.22 | -13.00 | -25.22 | V |
| 5219.68 | -32.51 | 7.90 | 16.27 | -40.88 | -13.00 | -27.88 | V |
| 6959.88 | -32.30 | 8.30 | 20.13 | -44.13 | -13.00 | -31.13 | V |

The Worst Test Results for Channel 1512/1752.4MHz

| Frequency(MHz) | S G.Lev (dBm) | Ant(dBi) | Loss | PMea | Limit | Margin | Polarity |
|----------------|------------------|----------|-------|---------------|--------|--------|----------|
| | | | | (dBm) | (dBm) | (dBm) | |
| 3504.70 | -31.43 | 7.20 | 12.05 | -36.28 | -13.00 | -23.28 | H |
| 5256.90 | -32.60 | 7.90 | 16.27 | -40.97 | -13.00 | -27.97 | H |
| 7009.31 | -29.25 | 8.30 | 20.13 | -41.08 | -13.00 | -28.08 | H |
| 3504.43 | -33.57 | 7.20 | 12.05 | -38.42 | -13.00 | -25.42 | V |
| 5256.91 | -34.68 | 7.90 | 16.27 | -43.05 | -13.00 | -30.05 | V |
| 7009.18 | -32.32 | 8.30 | 20.13 | -44.15 | -13.00 | -31.15 | V |

| HSUPA Band 4: (30-18000)MHz | | | | | | | |
|---|------------------|----------|-------|--------|--------|--------|----------|
| The Worst Test Results for Channel 1313/1712.6MHz | | | | | | | |
| Frequency(MHz) | S G.Lev (dBm) | Ant(dBi) | Loss | PMea | Limit | Margin | Polarity |
| | | | | (dBm) | (dBm) | (dBm) | |
| 3424.91 | -30.96 | 7.20 | 12.05 | -35.81 | -13.00 | -22.81 | H |
| 5137.65 | -31.84 | 7.90 | 16.27 | -40.21 | -13.00 | -27.21 | H |
| 6850.15 | -29.07 | 8.30 | 20.13 | -40.90 | -13.00 | -27.90 | H |
| 3424.95 | -35.05 | 7.20 | 12.05 | -39.90 | -13.00 | -26.90 | V |
| 5137.73 | -32.26 | 7.90 | 16.27 | -40.63 | -13.00 | -27.63 | V |
| 6849.99 | -29.21 | 8.30 | 20.13 | -41.04 | -13.00 | -28.04 | V |
| The Worst Test Results for Channel 1450/1740.0MHz | | | | | | | |
| Frequency(MHz) | S G.Lev (dBm) | Ant(dBi) | Loss | PMea | Limit | Margin | Polarity |
| | | | | (dBm) | (dBm) | (dBm) | |
| 3479.98 | -31.36 | 7.20 | 12.05 | -36.21 | -13.00 | -23.21 | H |
| 5219.94 | -30.61 | 7.90 | 16.27 | -38.98 | -13.00 | -25.98 | H |
| 6959.81 | -30.01 | 8.30 | 20.13 | -41.84 | -13.00 | -28.84 | H |
| 3479.66 | -32.75 | 7.20 | 12.05 | -37.60 | -13.00 | -24.60 | V |
| 5219.66 | -30.32 | 7.90 | 16.27 | -38.69 | -13.00 | -25.69 | V |
| 6959.70 | -31.20 | 8.30 | 20.13 | -43.03 | -13.00 | -30.03 | V |
| The Worst Test Results for Channel 1512/1752.4MHz | | | | | | | |
| Frequency(MHz) | S G.Lev (dBm) | Ant(dBi) | Loss | PMea | Limit | Margin | Polarity |
| | | | | (dBm) | (dBm) | (dBm) | |
| 3504.74 | -30.66 | 7.20 | 12.05 | -35.51 | -13.00 | -22.51 | H |
| 5256.93 | -31.11 | 7.90 | 16.27 | -39.48 | -13.00 | -26.48 | H |
| 7009.39 | -31.34 | 8.30 | 20.13 | -43.17 | -13.00 | -30.17 | H |
| 3504.45 | -34.31 | 7.20 | 12.05 | -39.16 | -13.00 | -26.16 | V |
| 5257.08 | -31.95 | 7.90 | 16.27 | -40.32 | -13.00 | -27.32 | V |
| 7009.59 | -28.42 | 8.30 | 20.13 | -40.25 | -13.00 | -27.25 | V |

| HSDPA Band 4: (30-18000)MHz | | | | | | | |
|---|------------------|----------|-------|---------------|--------|--------|----------|
| The Worst Test Results for Channel 1313/1712.6MHz | | | | | | | |
| Frequency(MHz) | S G.Lev (dBm) | Ant(dBi) | Loss | PMea | Limit | Margin | Polarity |
| | | | | (dBm) | (dBm) | (dBm) | |
| 3424.98 | -32.50 | 7.20 | 12.05 | -37.35 | -13.00 | -24.35 | H |
| 5137.47 | -30.90 | 7.90 | 16.27 | -39.27 | -13.00 | -26.27 | H |
| 6850.09 | -31.06 | 8.30 | 20.13 | -42.89 | -13.00 | -29.89 | H |
| 3425.08 | -31.67 | 7.20 | 12.05 | -36.52 | -13.00 | -23.52 | V |
| 5137.63 | -34.88 | 7.90 | 16.27 | -43.25 | -13.00 | -30.25 | V |
| 6850.08 | -29.68 | 8.30 | 20.13 | -41.51 | -13.00 | -28.51 | V |
| The Worst Test Results for Channel 1450/1740.0MHz | | | | | | | |
| Frequency(MHz) | S G.Lev (dBm) | Ant(dBi) | Loss | PMea | Limit | Margin | Polarity |
| | | | | (dBm) | (dBm) | (dBm) | |
| 3479.83 | -34.55 | 7.20 | 12.05 | -39.40 | -13.00 | -26.40 | H |
| 5219.87 | -32.15 | 7.90 | 16.27 | -40.52 | -13.00 | -27.52 | H |
| 6959.55 | -30.10 | 8.30 | 20.13 | -41.93 | -13.00 | -28.93 | H |
| 3480.00 | -35.55 | 7.20 | 12.05 | -40.40 | -13.00 | -27.40 | V |
| 5219.59 | -32.67 | 7.90 | 16.27 | -41.04 | -13.00 | -28.04 | V |
| 6959.71 | -30.59 | 8.30 | 20.13 | -42.42 | -13.00 | -29.42 | V |
| The Worst Test Results for Channel 1512/1752.4MHz | | | | | | | |
| Frequency(MHz) | S G.Lev (dBm) | Ant(dBi) | Loss | PMea | Limit | Margin | Polarity |
| | | | | (dBm) | (dBm) | (dBm) | |
| 3504.65 | -31.05 | 7.20 | 12.05 | -35.90 | -13.00 | -22.90 | H |
| 5256.98 | -34.19 | 7.90 | 16.27 | -42.56 | -13.00 | -29.56 | H |
| 7009.33 | -30.29 | 8.30 | 20.13 | -42.12 | -13.00 | -29.12 | H |
| 3504.63 | -32.71 | 7.20 | 12.05 | -37.56 | -13.00 | -24.56 | V |
| 5257.18 | -32.84 | 7.90 | 16.27 | -41.21 | -13.00 | -28.21 | V |
| 7009.13 | -29.33 | 8.30 | 20.13 | -41.16 | -13.00 | -28.16 | V |

| WCDMA Band 5: (30-9000)MHz | | | | | | | |
|--|---------------|----------|-------|---------------|--------|--------|----------|
| The most testresults channel 4132/826.4MHz | | | | | | | |
| Frequency(MHz) | S G.Lev (dBm) | Ant(dBi) | Loss | PMea | Limit | Margin | Polarity |
| | | | | (dBm) | (dBm) | (dBm) | |
| 1652.42 | -32.15 | 7.40 | 4.75 | -29.50 | -13.00 | -16.50 | H |
| 2479.55 | -32.90 | 8.30 | 8.39 | -32.99 | -13.00 | -19.99 | H |
| 3305.70 | -22.42 | 7.20 | 11.79 | -27.01 | -13.00 | -14.01 | H |
| 1652.35 | -36.15 | 7.40 | 4.75 | -33.50 | -13.00 | -20.50 | V |
| 2479.28 | -32.43 | 8.30 | 8.39 | -32.52 | -13.00 | -19.52 | V |
| 3305.58 | -30.80 | 7.20 | 11.79 | -35.39 | -13.00 | -22.39 | V |
| The Worst Test Results Channel 4183/836.6MHz | | | | | | | |
| Frequency(MHz) | S G.Lev (dBm) | Ant(dBi) | Loss | PMea | Limit | Margin | Polarity |
| | | | | (dBm) | (dBm) | (dBm) | |
| 1672.82 | -33.36 | 7.40 | 4.75 | -30.71 | -13.00 | -17.71 | H |
| 2509.91 | -30.52 | 8.30 | 8.39 | -30.61 | -13.00 | -17.61 | H |
| 3346.24 | -23.93 | 7.20 | 11.79 | -28.52 | -13.00 | -15.52 | H |
| 1672.80 | -36.98 | 7.40 | 4.75 | -34.33 | -13.00 | -21.33 | V |
| 2509.53 | -31.62 | 8.30 | 8.39 | -31.71 | -13.00 | -18.71 | V |
| 3346.15 | -31.83 | 7.20 | 11.79 | -36.42 | -13.00 | -23.42 | V |
| The Worst Test Results Channel 4233/846.6MHz | | | | | | | |
| Frequency(MHz) | S G.Lev (dBm) | Ant(dBi) | Loss | PMea | Limit | Margin | Polarity |
| | | | | (dBm) | (dBm) | (dBm) | |
| 1693.22 | -36.04 | 7.40 | 4.75 | -33.39 | -13.00 | -20.39 | H |
| 2539.36 | -32.30 | 8.30 | 8.39 | -32.39 | -13.00 | -19.39 | H |
| 3386.17 | -25.29 | 7.20 | 11.79 | -29.88 | -13.00 | -16.88 | H |
| 1693.21 | -33.63 | 7.40 | 4.75 | -30.98 | -13.00 | -17.98 | V |
| 2539.12 | -33.32 | 8.30 | 8.39 | -33.41 | -13.00 | -20.41 | V |
| 3385.94 | -29.37 | 7.20 | 11.79 | -33.96 | -13.00 | -20.96 | V |

| HSUPA Band 5: (30-9000)MHz | | | | | | | |
|--|---------------|----------|-------|---------------|--------|--------|----------|
| The most testresults channel 4132/826.4MHz | | | | | | | |
| Frequency(MHz) | S G.Lev (dBm) | Ant(dBi) | Loss | PMea | Limit | Margin | Polarity |
| | | | | (dBm) | (dBm) | (dBm) | |
| 1652.31 | -32.23 | 7.40 | 4.75 | -29.58 | -13.00 | -16.58 | H |
| 2479.51 | -30.50 | 8.30 | 8.39 | -30.59 | -13.00 | -17.59 | H |
| 3305.78 | -23.08 | 7.20 | 11.79 | -27.67 | -13.00 | -14.67 | H |
| 1652.42 | -35.59 | 7.40 | 4.75 | -32.94 | -13.00 | -19.94 | V |
| 2479.27 | -35.93 | 8.30 | 8.39 | -36.02 | -13.00 | -23.02 | V |
| 3305.64 | -29.52 | 7.20 | 11.79 | -34.11 | -13.00 | -21.11 | V |
| The Worst Test Results Channel 4183/836.6MHz | | | | | | | |
| Frequency(MHz) | S G.Lev (dBm) | Ant(dBi) | Loss | PMea | Limit | Margin | Polarity |
| | | | | (dBm) | (dBm) | (dBm) | |
| 1672.99 | -36.62 | 7.40 | 4.75 | -33.97 | -13.00 | -20.97 | H |
| 2509.72 | -31.67 | 8.30 | 8.39 | -31.76 | -13.00 | -18.76 | H |
| 3346.15 | -23.91 | 7.20 | 11.79 | -28.50 | -13.00 | -15.50 | H |
| 1672.83 | -35.08 | 7.40 | 4.75 | -32.43 | -13.00 | -19.43 | V |
| 2509.89 | -33.68 | 8.30 | 8.39 | -33.77 | -13.00 | -20.77 | V |
| 3346.21 | -33.12 | 7.20 | 11.79 | -37.71 | -13.00 | -24.71 | V |
| The Worst Test Results Channel 4233/846.6MHz | | | | | | | |
| Frequency(MHz) | S G.Lev (dBm) | Ant(dBi) | Loss | PMea | Limit | Margin | Polarity |
| | | | | (dBm) | (dBm) | (dBm) | |
| 1693.25 | -36.38 | 7.40 | 4.75 | -33.73 | -13.00 | -20.73 | H |
| 2539.19 | -31.03 | 8.30 | 8.39 | -31.12 | -13.00 | -18.12 | H |
| 3386.01 | -26.08 | 7.20 | 11.79 | -30.67 | -13.00 | -17.67 | H |
| 1693.56 | -37.62 | 7.40 | 4.75 | -34.97 | -13.00 | -21.97 | V |
| 2539.07 | -34.06 | 8.30 | 8.39 | -34.15 | -13.00 | -21.15 | V |
| 3386.02 | -31.34 | 7.20 | 11.79 | -35.93 | -13.00 | -22.93 | V |

| HSDPA Band 5: (30-9000)MHz | | | | | | | |
|---|------------------|----------|-------|---------------|--------|--------|----------|
| The most testresults channel 4132/826.4MHz | | | | | | | |
| Frequency(MHz) | S G.Lev (dBm) | Ant(dBi) | Loss | PMea | Limit | Margin | Polarity |
| | | | | (dBm) | (dBm) | (dBm) | |
| 1652.31 | -33.40 | 7.40 | 4.75 | -30.75 | -13.00 | -17.75 | H |
| 2479.59 | -29.74 | 8.30 | 8.39 | -29.83 | -13.00 | -16.83 | H |
| 3305.47 | -25.02 | 7.20 | 11.79 | -29.61 | -13.00 | -16.61 | H |
| 1652.30 | -34.49 | 7.40 | 4.75 | -31.84 | -13.00 | -18.84 | V |
| 2479.48 | -31.95 | 8.30 | 8.39 | -32.04 | -13.00 | -19.04 | V |
| 3305.84 | -29.40 | 7.20 | 11.79 | -33.99 | -13.00 | -20.99 | V |
| The Worst Test Results Channel 4183/836.6MHz | | | | | | | |
| Frequency(MHz) | S G.Lev (dBm) | Ant(dBi) | Loss | PMea | Limit | Margin | Polarity |
| | | | | (dBm) | (dBm) | (dBm) | |
| 1673.11 | -36.44 | 7.40 | 4.75 | -33.79 | -13.00 | -20.79 | H |
| 2509.79 | -32.60 | 8.30 | 8.39 | -32.69 | -13.00 | -19.69 | H |
| 3346.27 | -25.19 | 7.20 | 11.79 | -29.78 | -13.00 | -16.78 | H |
| 1673.06 | -37.30 | 7.40 | 4.75 | -34.65 | -13.00 | -21.65 | V |
| 2509.91 | -35.98 | 8.30 | 8.39 | -36.07 | -13.00 | -23.07 | V |
| 3346.14 | -33.77 | 7.20 | 11.79 | -38.36 | -13.00 | -25.36 | V |
| The Worst Test Results Channel 4233/846.6MHz | | | | | | | |
| Frequency(MHz) | S G.Lev (dBm) | Ant(dBi) | Loss | PMea | Limit | Margin | Polarity |
| | | | | (dBm) | (dBm) | (dBm) | |
| 1693.47 | -34.38 | 7.40 | 4.75 | -31.73 | -13.00 | -18.73 | H |
| 2539.25 | -31.92 | 8.30 | 8.39 | -32.01 | -13.00 | -19.01 | H |
| 3386.18 | -22.91 | 7.20 | 11.79 | -27.50 | -13.00 | -14.50 | H |
| 1693.18 | -34.66 | 7.40 | 4.75 | -32.01 | -13.00 | -19.01 | V |
| 2539.20 | -34.32 | 8.30 | 8.39 | -34.41 | -13.00 | -21.41 | V |
| 3385.96 | -30.97 | 7.20 | 11.79 | -35.56 | -13.00 | -22.56 | V |

APPENDIX II - PHOTOS OF TEST SETUP

Note: See test photos in setup photo document for the actual connections between Product and support equipment.

※※※※END OF THE REPORT※※※※