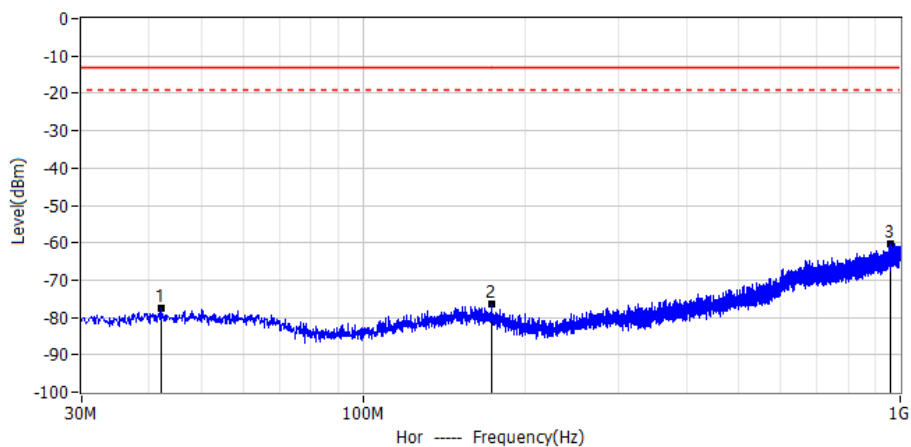
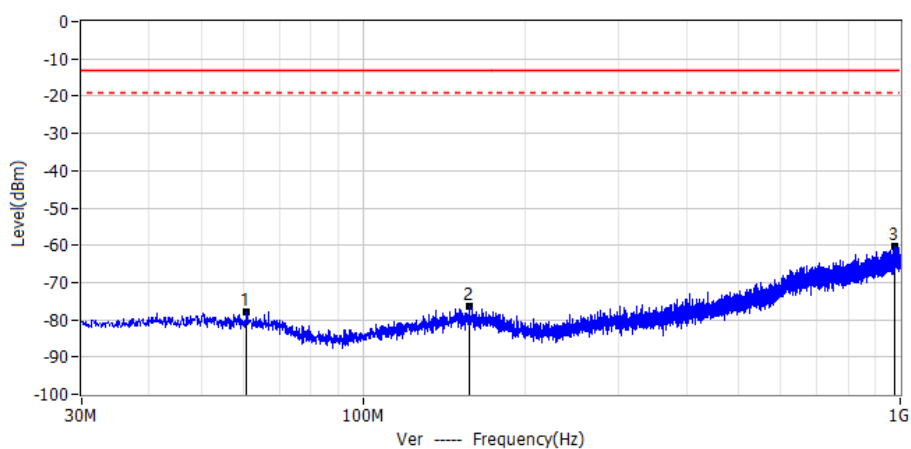


Project: LGT23C004	Test Engineer: Dylan.shi
EUT: Smart Phone	Temperature: 24.2°C
M/N: CP12p	Humidity: 45%RH
Test Voltage: Battery	Test Data: 2023-03-11
Test Mode: GSM 850 Middle	
Note:	

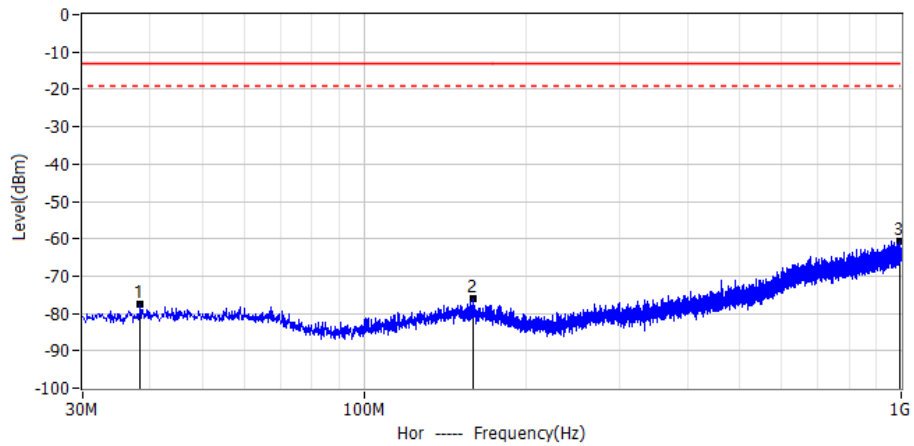


No.	Frequency	Level dBm	Limit dBm	Margin dB	Detector	Polar
1*	42.246MHz	-77.61	-13.00	-64.61	PK	Hor
2*	173.681MHz	-76.35	-13.00	-63.35	PK	Hor
3*	961.685MHz	-60.30	-13.00	-47.30	PK	Hor

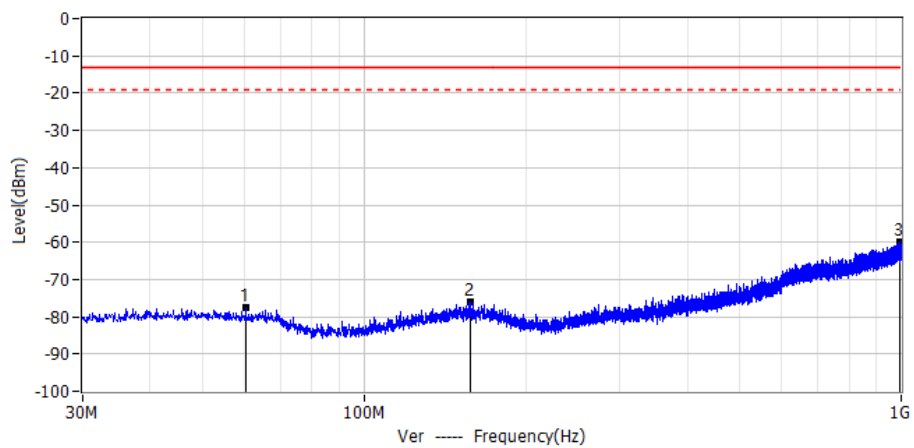


No.	Frequency	Level dBm	Limit dBm	Margin dB	Detector	Polar
1*	60.798MHz	-77.93	-13.00	-64.93	PK	Ver
2*	157.676MHz	-76.47	-13.00	-63.47	PK	Ver
3*	979.145MHz	-60.48	-13.00	-47.48	PK	Ver

Project: LGT23C004	Test Engineer: Dylan.shi
EUT: Smart Phone	Temperature: 24.2°C
M/N: CP12p	Humidity: 45%RH
Test Voltage: Battery	Test Data: 2023-03-11
Test Mode: GSM 850 Highest	
Note:	

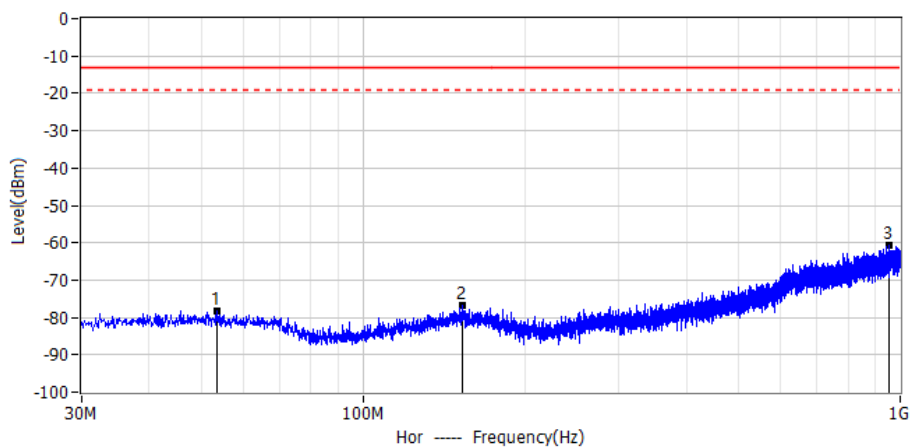


No.	Frequency	Level dBm	Limit dBm	Margin dB	Detector	Polar
1*	38.366MHz	-77.52	-13.00	-64.52	PK	Hor
2*	159.859MHz	-76.05	-13.00	-63.05	PK	Hor
3*	994.786MHz	-60.64	-13.00	-47.64	PK	Hor

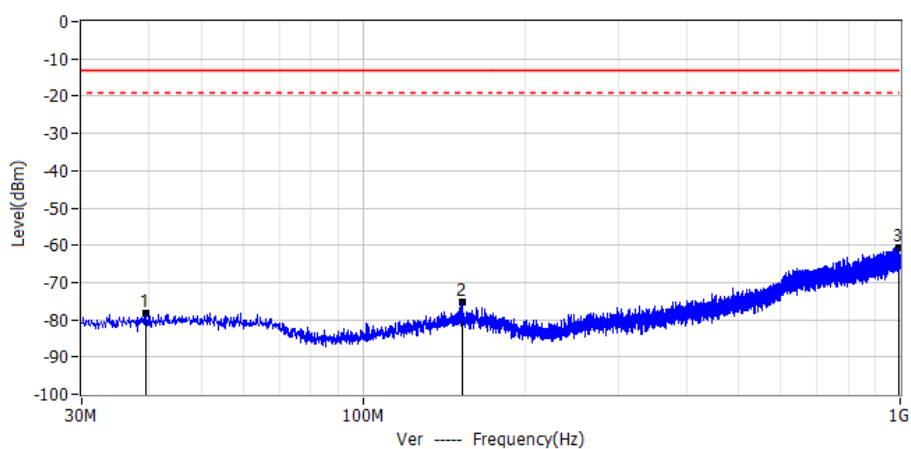


No.	Frequency	Level dBm	Limit dBm	Margin dB	Detector	Polar
1*	60.313MHz	-77.51	-13.00	-64.51	PK	Ver
2*	158.040MHz	-76.12	-13.00	-63.12	PK	Ver
3*	995.393MHz	-59.86	-13.00	-46.86	PK	Ver

Project: LGT23C004	Test Engineer: Dylan.shi
EUT: Smart Phone	Temperature: 24.2°C
M/N: CP12p	Humidity: 45%RH
Test Voltage: Battery	Test Data: 2023-03-11
Test Mode: GSM 1900 Lowest	
Note:	

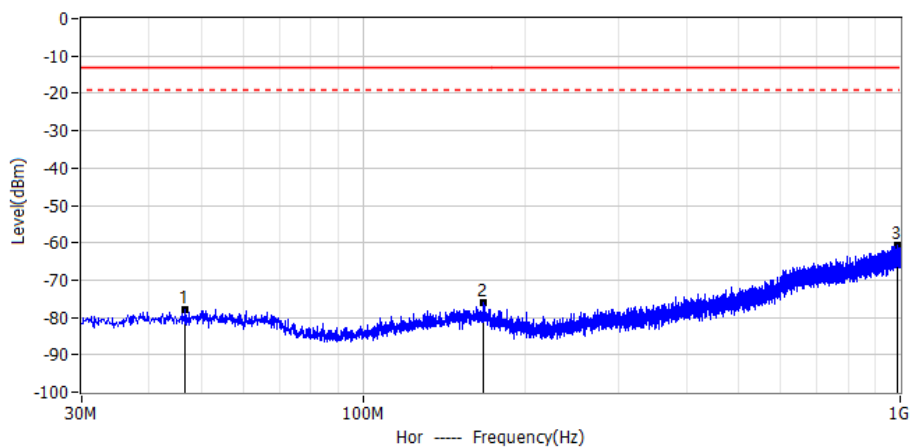


No.	Frequency	Level dBm	Limit dBm	Margin dB	Detector	Polar
1*	53.401MHz	-78.25	-13.00	-65.25	PK	Hor
2*	153.675MHz	-76.70	-13.00	-63.70	PK	Hor
3*	953.683MHz	-60.60	-13.00	-47.60	PK	Hor

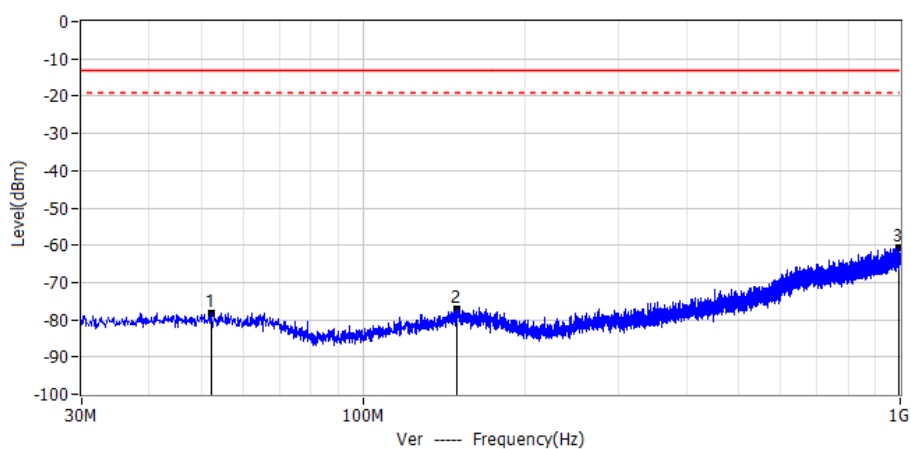


No.	Frequency	Level dBm	Limit dBm	Margin dB	Detector	Polar
1*	39.458MHz	-78.12	-13.00	-65.12	PK	Ver
2*	153.311MHz	-75.29	-13.00	-62.29	PK	Ver
3*	995.878MHz	-60.56	-13.00	-47.56	PK	Ver

Project: LGT23C004	Test Engineer: Dylan.shi
EUT: Smart Phone	Temperature: 24.2°C
M/N: CP12p	Humidity: 45%RH
Test Voltage: Battery	Test Data: 2023-03-11
Test Mode: GSM 1900 Middle	
Note:	

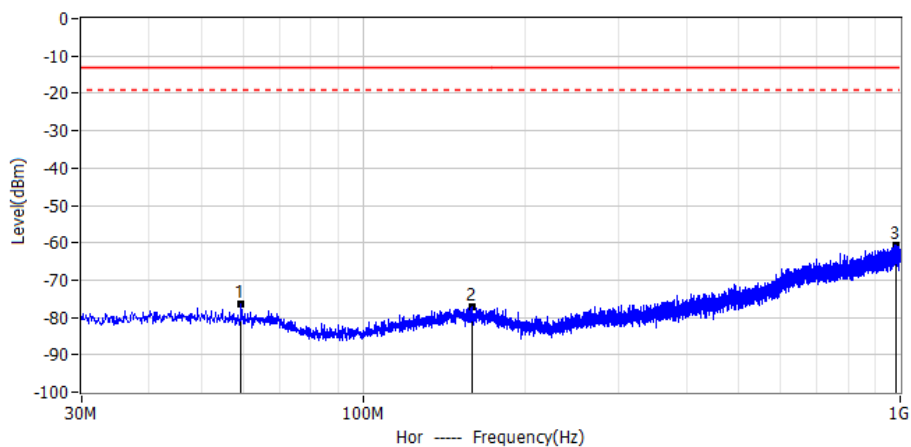


No.	Frequency	Level dBm	Limit dBm	Margin dB	Detector	Polar
1*	46.733MHz	-78.05	-13.00	-65.05	PK	Hor
2*	168.104MHz	-76.10	-13.00	-63.10	PK	Hor
3*	985.814MHz	-60.81	-13.00	-47.81	PK	Hor

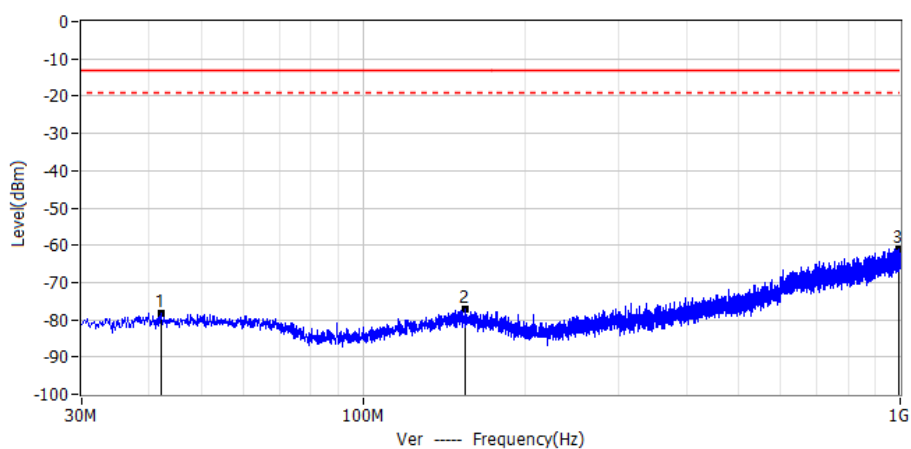


No.	Frequency	Level dBm	Limit dBm	Margin dB	Detector	Polar
1*	52.189MHz	-78.16	-13.00	-65.16	PK	Ver
2*	149.431MHz	-77.09	-13.00	-64.09	PK	Ver
3*	991.755MHz	-60.70	-13.00	-47.70	PK	Ver

Project: LGT23C004	Test Engineer: Dylan.shi
EUT: Smart Phone	Temperature: 24.2°C
M/N: CP12p	Humidity: 45%RH
Test Voltage: Battery	Test Data: 2023-03-11
Test Mode: GSM 1900 Highest	
Note:	

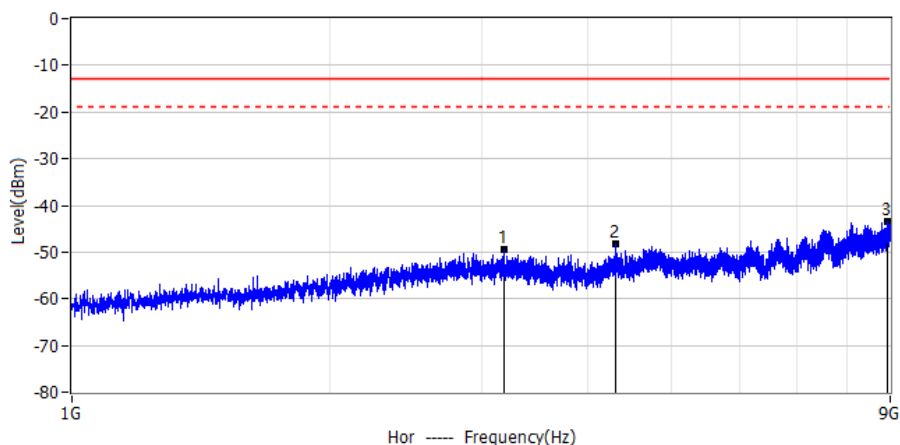


No.	Frequency	Level dBm	Limit dBm	Margin dB	Detector	Polar
1*	59.343MHz	-76.41	-13.00	-63.41	PK	Hor
2*	159.980MHz	-77.12	-13.00	-64.12	PK	Hor
3*	984.601MHz	-60.52	-13.00	-47.52	PK	Hor

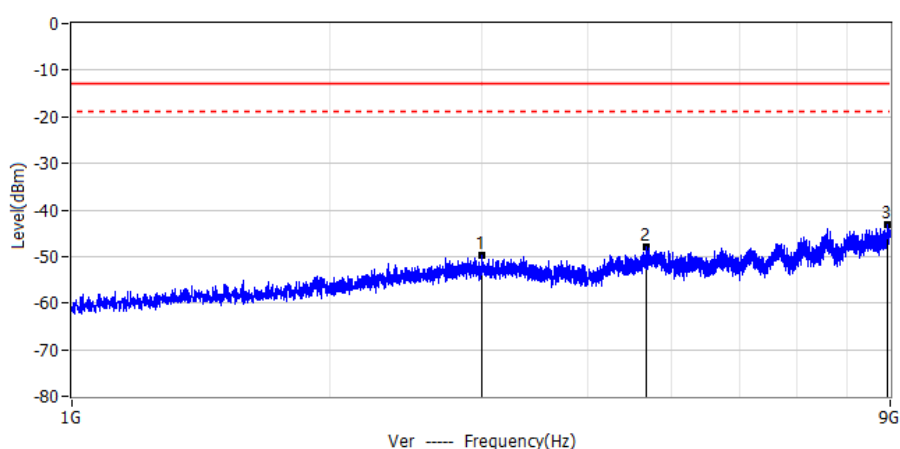


No.	Frequency	Level dBm	Limit dBm	Margin dB	Detector	Polar
1*	42.125MHz	-78.27	-13.00	-65.27	PK	Ver
2*	155.494MHz	-77.12	-13.00	-64.12	PK	Ver
3*	991.270MHz	-60.93	-13.00	-47.93	PK	Ver

Project: LGT23C004	Test Engineer: Dylan.shi
EUT: Smart Phone	Temperature: 26.7°C
M/N: CP12p	Humidity: 52%RH
Test Voltage: Battery	Test Data: 2023-03-12
Test Mode: GSM 850 Lowest	
Note:	

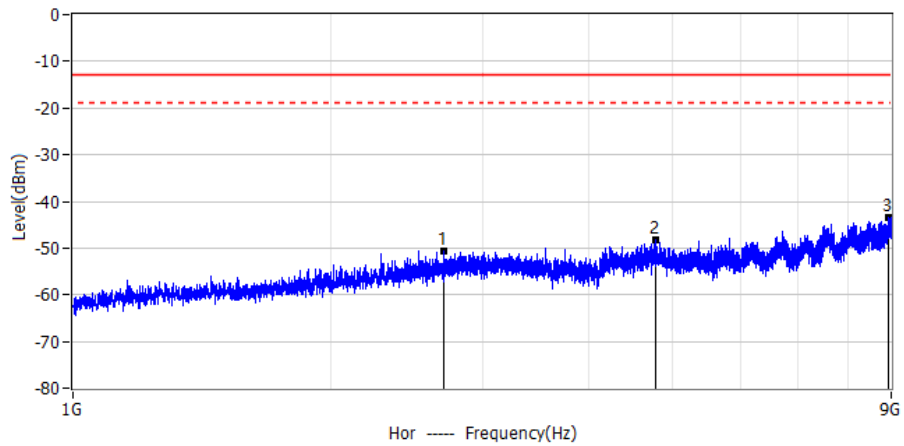


No.	Frequency	Level dBm	Limit dBm	Margin dB	Detector	Polar
1*	3.190GHz	-49.54	-13.00	-36.54	PK	Hor
2*	4.311GHz	-48.09	-13.00	-35.09	PK	Hor
3*	8.929GHz	-43.49	-13.00	-30.49	PK	Hor

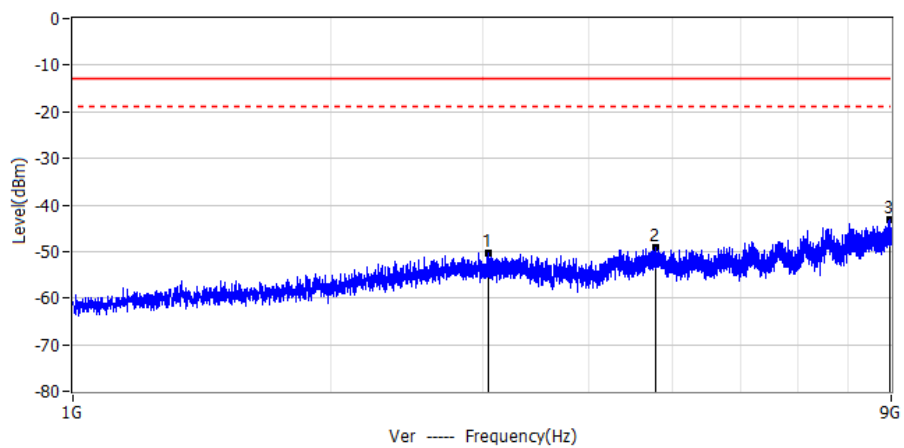


No.	Frequency	Level dBm	Limit dBm	Margin dB	Detector	Polar
1*	3.011GHz	-49.80	-13.00	-36.80	PK	Ver
2*	4.679GHz	-48.02	-13.00	-35.02	PK	Ver
3*	8.918GHz	-43.14	-13.00	-30.14	PK	Ver

Project: LGT23C004	Test Engineer: Dylan.shi
EUT: Smart Phone	Temperature: 26.7°C
M/N: CP12p	Humidity: 52%RH
Test Voltage: Battery	Test Data: 2023-03-12
Test Mode: GSM 850 Middle	
Note:	

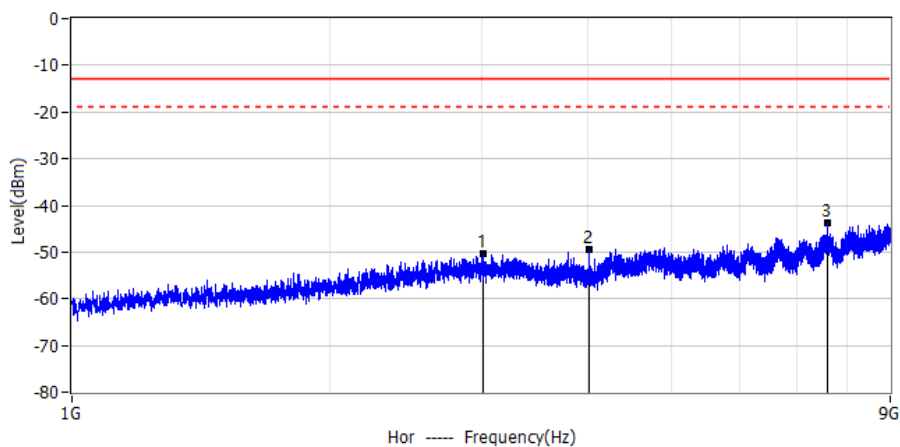


No.	Frequency	Level dBm	Limit dBm	Margin dB	Detector	Polar
1*	2.707GHz	-50.56	-13.00	-37.56	PK	Hor
2*	4.786GHz	-48.16	-13.00	-35.16	PK	Hor
3*	8.943GHz	-43.41	-13.00	-30.41	PK	Hor

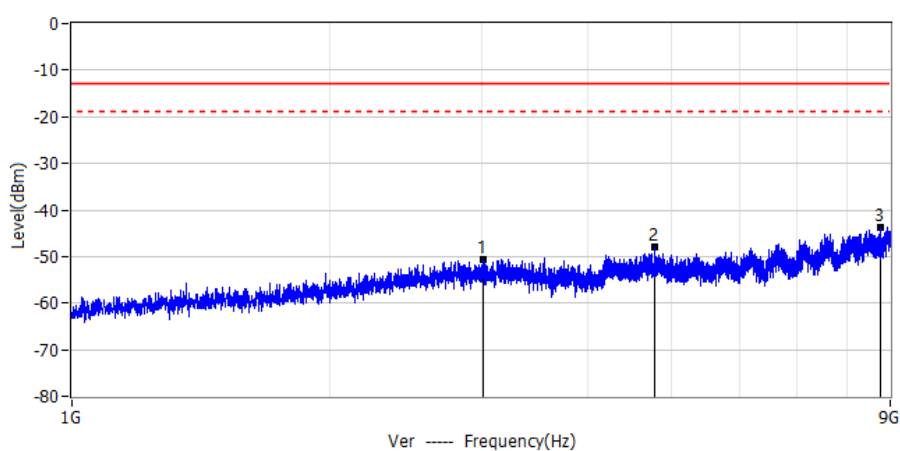


No.	Frequency	Level dBm	Limit dBm	Margin dB	Detector	Polar
1*	3.054GHz	-50.19	-13.00	-37.19	PK	Ver
2*	4.788GHz	-49.01	-13.00	-36.01	PK	Ver
3*	8.976GHz	-43.00	-13.00	-30.00	PK	Ver

Project: LGT23C004	Test Engineer: Dylan.shi
EUT: Smart Phone	Temperature: 26.7°C
M/N: CP12p	Humidity: 52%RH
Test Voltage: Battery	Test Data: 2023-03-12
Test Mode: GSM 850 Highest	
Note:	

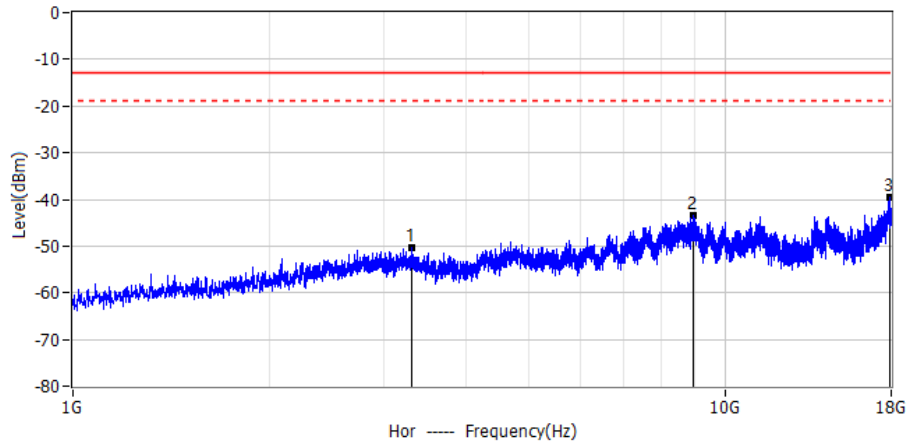


No.	Frequency	Level dBm	Limit dBm	Margin dB	Detector	Polar
1*	3.013GHz	-50.46	-13.00	-37.46	PK	Hor
2*	4.014GHz	-49.52	-13.00	-36.52	PK	Hor
3*	7.599GHz	-43.75	-13.00	-30.75	PK	Hor

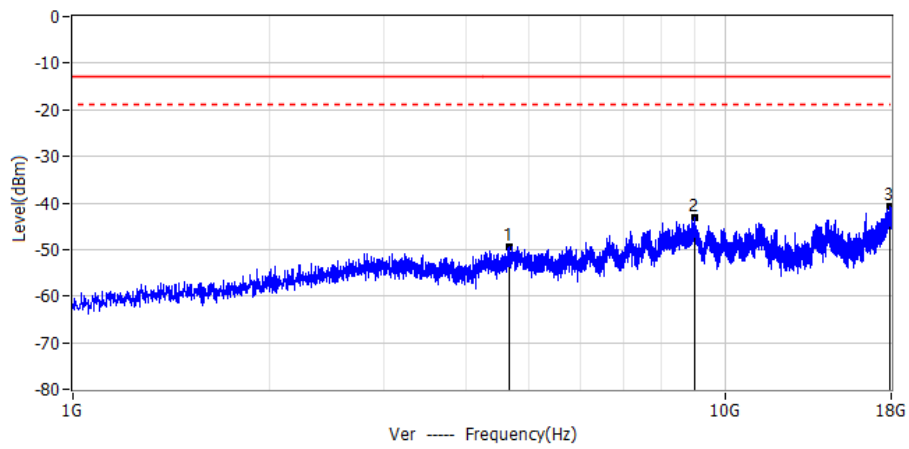


No.	Frequency	Level dBm	Limit dBm	Margin dB	Detector	Polar
1*	3.022GHz	-50.67	-13.00	-37.67	PK	Ver
2*	4.782GHz	-47.85	-13.00	-34.85	PK	Ver
3*	8.759GHz	-43.75	-13.00	-30.75	PK	Ver

Project: LGT23C004	Test Engineer: Dylan.shi
EUT: Smart Phone	Temperature: 26.7°C
M/N: CP12p	Humidity: 52%RH
Test Voltage: Battery	Test Data: 2023-03-12
Test Mode: GSM 1900 Lowest	
Note:	

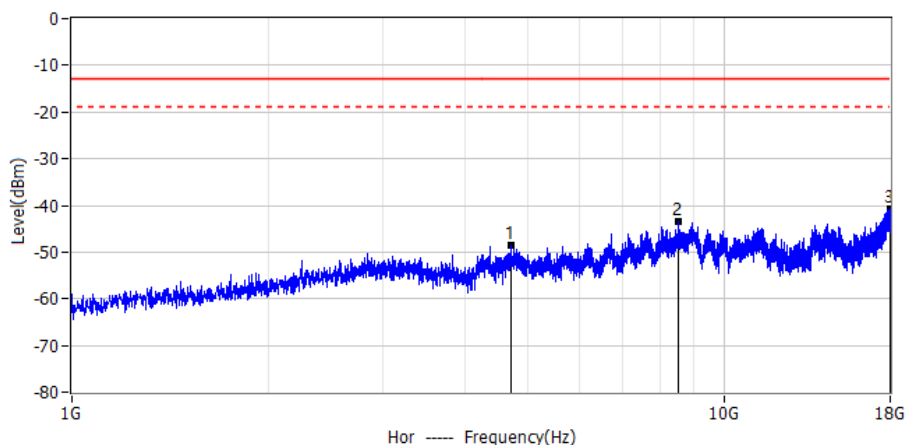


No.	Frequency	Level dBm	Limit dBm	Margin dB	Detector	Polar
1*	3.312GHz	-50.45	-13.00	-37.45	PK	Hor
2*	8.924GHz	-43.44	-13.00	-30.44	PK	Hor
3*	17.941GHz	-39.42	-13.00	-26.42	PK	Hor

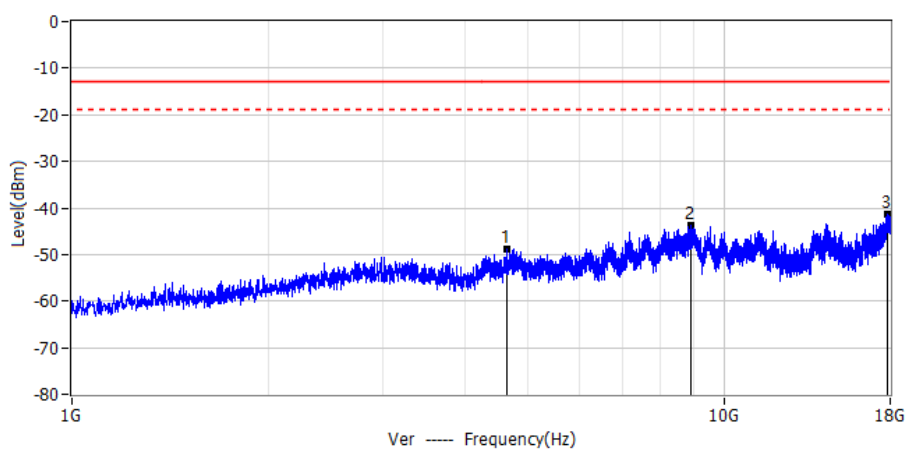


No.	Frequency	Level dBm	Limit dBm	Margin dB	Detector	Polar
1*	4.659GHz	-49.30	-13.00	-36.30	PK	Ver
2*	8.969GHz	-43.29	-13.00	-30.29	PK	Ver
3*	17.928GHz	-40.62	-13.00	-27.62	PK	Ver

Project: LGT23C004	Test Engineer: Dylan.shi
EUT: Smart Phone	Temperature: 26.7°C
M/N: CP12p	Humidity: 52%RH
Test Voltage: Battery	Test Data: 2023-03-12
Test Mode: GSM 1900 Middle	
Note:	

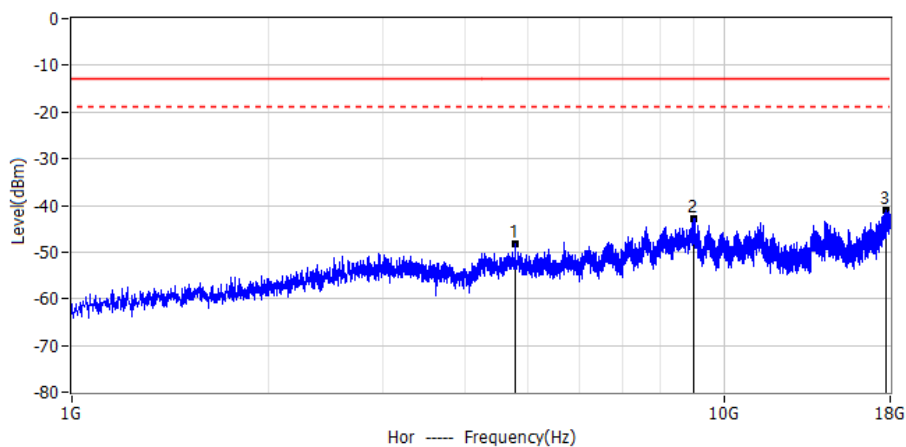


No.	Frequency	Level dBm	Limit dBm	Margin dB	Detector	Polar
1*	4.708GHz	-48.45	-13.00	-35.45	PK	Hor
2*	8.514GHz	-43.54	-13.00	-30.54	PK	Hor
3*	17.985GHz	-40.73	-13.00	-27.73	PK	Hor

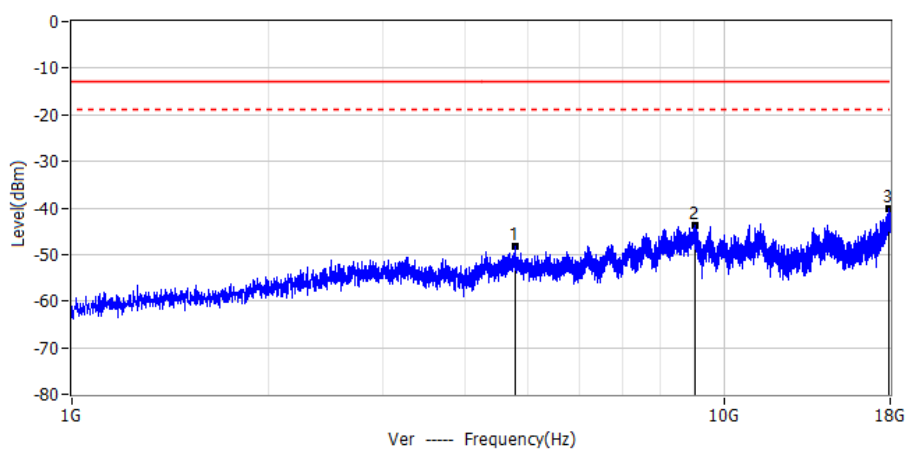


No.	Frequency	Level dBm	Limit dBm	Margin dB	Detector	Polar
1*	4.651GHz	-48.72	-13.00	-35.72	PK	Ver
2*	8.922GHz	-43.73	-13.00	-30.73	PK	Ver
3*	17.841GHz	-41.48	-13.00	-28.48	PK	Ver

Project: LGT23C004	Test Engineer: Dylan.shi
EUT: Smart Phone	Temperature: 26.7°C
M/N: CP12p	Humidity: 52%RH
Test Voltage: Battery	Test Data: 2023-03-12
Test Mode: GSM 1900 Highest	
Note:	



No.	Frequency	Level dBm	Limit dBm	Margin dB	Detector	Polar
1*	4.789GHz	-48.22	-13.00	-35.22	PK	Hor
2*	8.990GHz	-42.90	-13.00	-29.90	PK	Hor
3*	17.724GHz	-41.03	-13.00	-28.03	PK	Hor



No.	Frequency	Level dBm	Limit dBm	Margin dB	Detector	Polar
1*	4.776GHz	-48.13	-13.00	-35.13	PK	Ver
2*	9.013GHz	-43.72	-13.00	-30.72	PK	Ver
3*	17.904GHz	-40.27	-13.00	-27.27	PK	Ver

3G

Conducted output power

Band	Channel	Frequency (MHz)	Power (dBm)	Gain (dB)	EIRP (dBm)	EIRP Limit (dBm)	Verdict
WCDMA Band2	9262	1852.4	23.21	-0.51	22.70	33.01	PASS
WCDMA Band2	9400	1880	23.18	-0.51	22.67	33.01	PASS
WCDMA Band2	9538	1907.6	23.22	-0.51	22.71	33.01	PASS
HSDPA Band2 Subtest1	9262	1852.4	22.30	-0.51	21.79	33.01	PASS
HSDPA Band2 Subtest2	9262	1852.4	21.84	-0.51	21.33	33.01	PASS
HSDPA Band2 Subtest3	9262	1852.4	20.83	-0.51	20.32	33.01	PASS
HSDPA Band2 Subtest4	9262	1852.4	20.50	-0.51	19.99	33.01	PASS
HSDPA Band2 Subtest1	9400	1880	22.27	-0.51	21.76	33.01	PASS
HSDPA Band2 Subtest2	9400	1880	21.67	-0.51	21.16	33.01	PASS
HSDPA Band2 Subtest3	9400	1880	20.85	-0.51	20.34	33.01	PASS
HSDPA Band2 Subtest4	9400	1880	20.83	-0.51	20.32	33.01	PASS
HSDPA Band2 Subtest1	9538	1907.6	22.29	-0.51	21.78	33.01	PASS
HSDPA Band2 Subtest2	9538	1907.6	21.80	-0.51	21.29	33.01	PASS
HSDPA Band2 Subtest3	9538	1907.6	20.51	-0.51	20.00	33.01	PASS
HSDPA Band2 Subtest4	9538	1907.6	20.92	-0.51	20.41	33.01	PASS
HSUPA Band2 Subtest1	9262	1852.4	20.95	-0.51	20.44	33.01	PASS
HSUPA Band2 Subtest2	9262	1852.4	22.13	-0.51	21.62	33.01	PASS
HSUPA Band2 Subtest3	9262	1852.4	20.34	-0.51	19.83	33.01	PASS
HSUPA Band2 Subtest4	9262	1852.4	22.28	-0.51	21.77	33.01	PASS
HSUPA Band2 Subtest5	9262	1852.4	20.75	-0.51	20.24	33.01	PASS
HSUPA Band2 Subtest1	9400	1880	22.01	-0.51	21.50	33.01	PASS
HSUPA Band2 Subtest2	9400	1880	22.13	-0.51	21.62	33.01	PASS
HSUPA Band2 Subtest3	9400	1880	20.88	-0.51	20.37	33.01	PASS
HSUPA Band2 Subtest4	9400	1880	22.20	-0.51	21.69	33.01	PASS
HSUPA Band2 Subtest5	9400	1880	21.40	-0.51	20.89	33.01	PASS
HSUPA Band2 Subtest1	9538	1907.6	22.11	-0.51	21.60	33.01	PASS
HSUPA Band2 Subtest2	9538	1907.6	22.16	-0.51	21.65	33.01	PASS
HSUPA Band2 Subtest3	9538	1907.6	20.76	-0.51	20.25	33.01	PASS
HSUPA Band2 Subtest4	9538	1907.6	22.31	-0.51	21.80	33.01	PASS
HSUPA Band2 Subtest5	9538	1907.6	21.64	-0.51	21.13	33.01	PASS

Band	Channel	Frequency (MHz)	Power (dBm)	Gain (dB)	EIRP (dBm)	EIRP Limit (dBm)	Verdict
WCDMA Band4	1312	1712.4	22.59	0.42	23.01	30	PASS
WCDMA Band4	1450	1740	22.49	0.42	22.91	30	PASS
WCDMA Band4	1513	1752.6	22.49	0.42	22.91	30	PASS
HSDPA Band4 Subtest1	1312	1712.4	21.61	0.42	22.03	30	PASS
HSDPA Band4 Subtest2	1312	1712.4	21.26	0.42	21.68	30	PASS
HSDPA Band4 Subtest3	1312	1712.4	19.87	0.42	20.29	30	PASS
HSDPA Band4 Subtest4	1312	1712.4	19.83	0.42	20.25	30	PASS
HSDPA Band4 Subtest1	1450	1740	21.58	0.42	22.00	30	PASS
HSDPA Band4 Subtest2	1450	1740	21.21	0.42	21.63	30	PASS
HSDPA Band4 Subtest3	1450	1740	20.23	0.42	20.65	30	PASS
HSDPA Band4 Subtest4	1450	1740	20.18	0.42	20.60	30	PASS
HSDPA Band4 Subtest1	1513	1752.6	21.57	0.42	21.99	30	PASS
HSDPA Band4 Subtest2	1513	1752.6	21.12	0.42	21.54	30	PASS
HSDPA Band4 Subtest3	1513	1752.6	19.93	0.42	20.35	30	PASS
HSDPA Band4 Subtest4	1513	1752.6	20.12	0.42	20.54	30	PASS
HSUPA Band4 Subtest1	1312	1712.4	20.77	0.42	21.19	30	PASS
HSUPA Band4 Subtest2	1312	1712.4	21.49	0.42	21.91	30	PASS
HSUPA Band4 Subtest3	1312	1712.4	19.73	0.42	20.15	30	PASS
HSUPA Band4 Subtest4	1312	1712.4	21.58	0.42	22.00	30	PASS
HSUPA Band4 Subtest5	1312	1712.4	20.14	0.42	20.56	30	PASS
HSUPA Band4 Subtest1	1450	1740	21.36	0.42	21.78	30	PASS
HSUPA Band4 Subtest2	1450	1740	21.45	0.42	21.87	30	PASS
HSUPA Band4 Subtest3	1450	1740	20.33	0.42	20.75	30	PASS
HSUPA Band4 Subtest4	1450	1740	21.56	0.42	21.98	30	PASS
HSUPA Band4 Subtest5	1450	1740	20.92	0.42	21.34	30	PASS
HSUPA Band4 Subtest1	1513	1752.6	21.36	0.42	21.78	30	PASS
HSUPA Band4 Subtest2	1513	1752.6	21.43	0.42	21.85	30	PASS
HSUPA Band4 Subtest3	1513	1752.6	20.23	0.42	20.65	30	PASS
HSUPA Band4 Subtest4	1513	1752.6	21.52	0.42	21.94	30	PASS
HSUPA Band4 Subtest5	1513	1752.6	20.79	0.42	21.21	30	PASS

Band	Channel	Frequency (MHz)	Power (dBm)	Gain (dB)	ERP (dBm)	ERP Limit (dBm)	Verdict
WCDMA Band5	4132	826.4	23.97	-1.96	19.86	38.45	PASS
WCDMA Band5	4182	836.4	23.80	-1.96	19.69	38.45	PASS
WCDMA Band5	4233	846.6	23.61	-1.96	19.50	38.45	PASS
HSDPA Band5 Subtest1	4132	826.4	23.06	-1.96	18.95	38.45	PASS
HSDPA Band5 Subtest2	4132	826.4	22.38	-1.96	18.27	38.45	PASS
HSDPA Band5 Subtest3	4132	826.4	21.56	-1.96	17.45	38.45	PASS
HSDPA Band5 Subtest4	4132	826.4	21.58	-1.96	17.47	38.45	PASS
HSDPA Band5 Subtest1	4182	836.4	22.84	-1.96	18.73	38.45	PASS
HSDPA Band5 Subtest2	4182	836.4	22.42	-1.96	18.31	38.45	PASS
HSDPA Band5 Subtest3	4182	836.4	21.18	-1.96	17.07	38.45	PASS
HSDPA Band5 Subtest4	4182	836.4	21.15	-1.96	17.04	38.45	PASS
HSDPA Band5 Subtest1	4233	846.6	22.74	-1.96	18.63	38.45	PASS
HSDPA Band5 Subtest2	4233	846.6	22.35	-1.96	18.24	38.45	PASS
HSDPA Band5 Subtest3	4233	846.6	21.61	-1.96	17.50	38.45	PASS
HSDPA Band5 Subtest4	4233	846.6	21.19	-1.96	17.08	38.45	PASS
HSUPA Band5 Subtest1	4132	826.4	21.65	-1.96	17.54	38.45	PASS
HSUPA Band5 Subtest2	4132	826.4	22.96	-1.96	18.85	38.45	PASS
HSUPA Band5 Subtest3	4132	826.4	21.20	-1.96	17.09	38.45	PASS
HSUPA Band5 Subtest4	4132	826.4	23.02	-1.96	18.91	38.45	PASS
HSUPA Band5 Subtest5	4132	826.4	21.67	-1.96	17.56	38.45	PASS
HSUPA Band5 Subtest1	4182	836.4	22.68	-1.96	18.57	38.45	PASS
HSUPA Band5 Subtest2	4182	836.4	22.76	-1.96	18.65	38.45	PASS
HSUPA Band5 Subtest3	4182	836.4	21.59	-1.96	17.48	38.45	PASS
HSUPA Band5 Subtest4	4182	836.4	22.85	-1.96	18.74	38.45	PASS
HSUPA Band5 Subtest5	4182	836.4	21.93	-1.96	17.82	38.45	PASS
HSUPA Band5 Subtest1	4233	846.6	22.63	-1.96	18.52	38.45	PASS
HSUPA Band5 Subtest2	4233	846.6	22.66	-1.96	18.55	38.45	PASS
HSUPA Band5 Subtest3	4233	846.6	21.41	-1.96	17.30	38.45	PASS
HSUPA Band5 Subtest4	4233	846.6	22.72	-1.96	18.61	38.45	PASS
HSUPA Band5 Subtest5	4233	846.6	21.96	-1.96	17.85	38.45	PASS

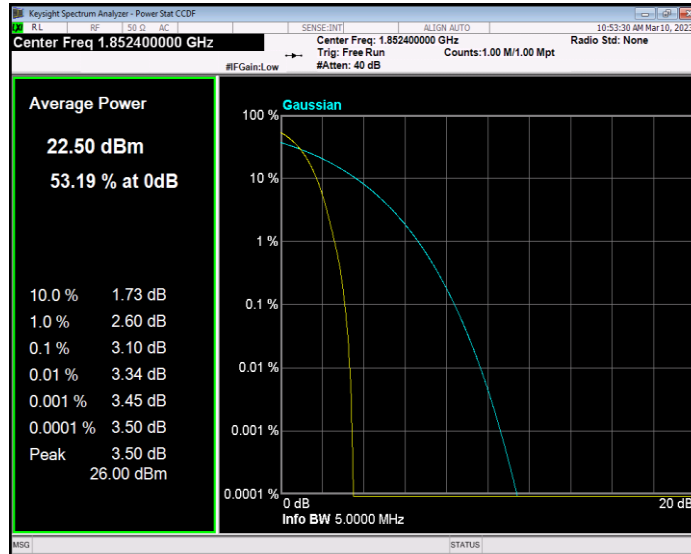
Frequency stability

Band	Channel	Frequency (MHz)	Result (Hz)	Result (ppm)	Low Limit (ppm)	high Limit (ppm)	Verdict
WCDMA Band2	9262	1852.4	-16.92	-0.0091	-2.5	2.5	PASS
WCDMA Band2	9400	1880	-19.03	-0.0101	-2.5	2.5	PASS
WCDMA Band2	9538	1907.6	-17.53	-0.0092	-2.5	2.5	PASS
WCDMA Band4	1312	1712.4	-15.85	-0.0093	-2.5	2.5	PASS
WCDMA Band4	1450	1740	-16.79	-0.0096	-2.5	2.5	PASS
WCDMA Band4	1513	1752.6	-14.21	-0.0081	-2.5	2.5	PASS
WCDMA Band5	4132	826.4	-12.34	-0.0149	-2.5	2.5	PASS
WCDMA Band5	4182	836.4	-14.78	-0.0177	-2.5	2.5	PASS
WCDMA Band5	4233	846.6	-11.85	-0.0140	-2.5	2.5	PASS

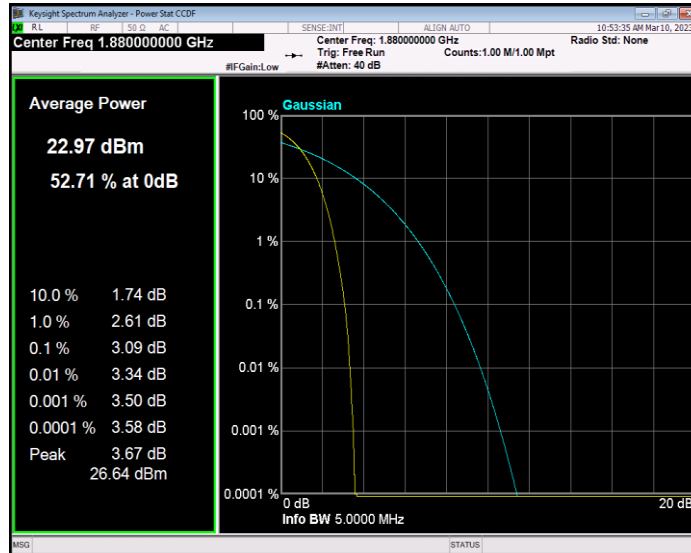
Peak-to-Average Ratio

Band	Channel	Frequency (MHz)	Result (dB)	high Limit (dB)	Verdict
WCDMA Band2	9262	1852.4	3.10	13	PASS
WCDMA Band2	9400	1880	3.09	13	PASS
WCDMA Band2	9538	1907.6	3.11	13	PASS
WCDMA Band4	1312	1712.4	3.04	13	PASS
WCDMA Band4	1450	1740	2.97	13	PASS
WCDMA Band4	1513	1752.6	2.90	13	PASS
WCDMA Band5	4132	826.4	2.87	13	PASS
WCDMA Band5	4182	836.4	2.79	13	PASS
WCDMA Band5	4233	846.6	3.07	13	PASS

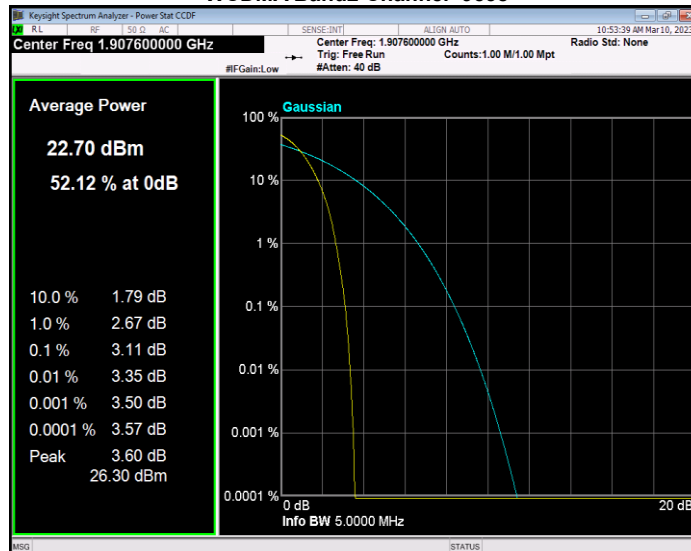
WCDMA Band2 Channel=9262



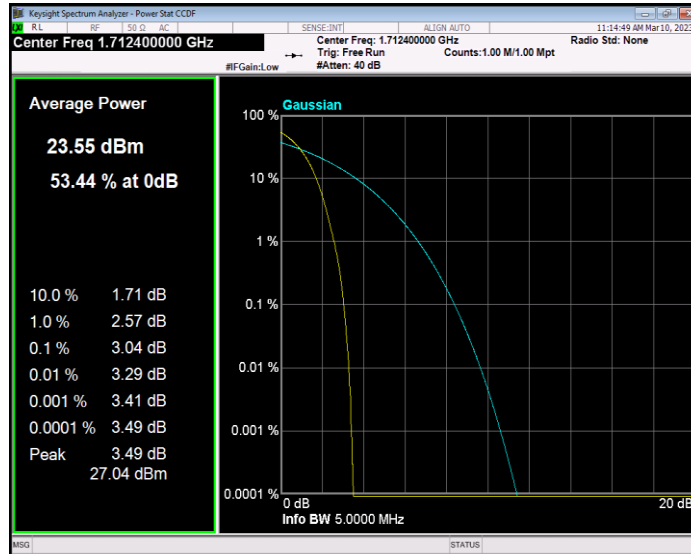
WCDMA Band2 Channel=9400



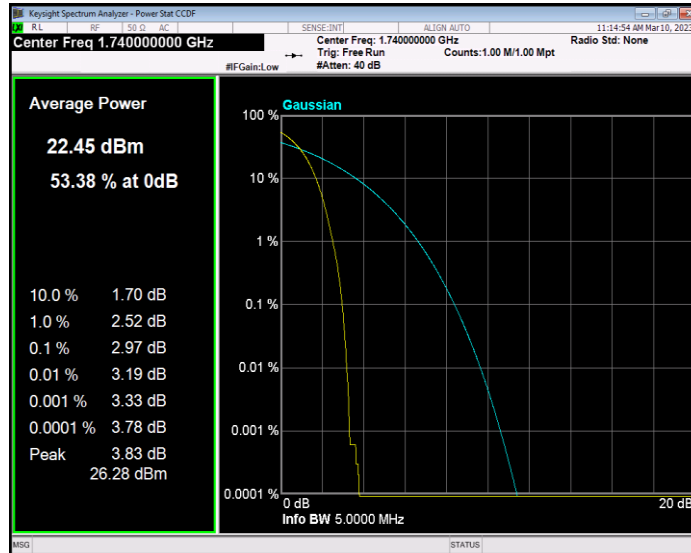
WCDMA Band2 Channel=9538



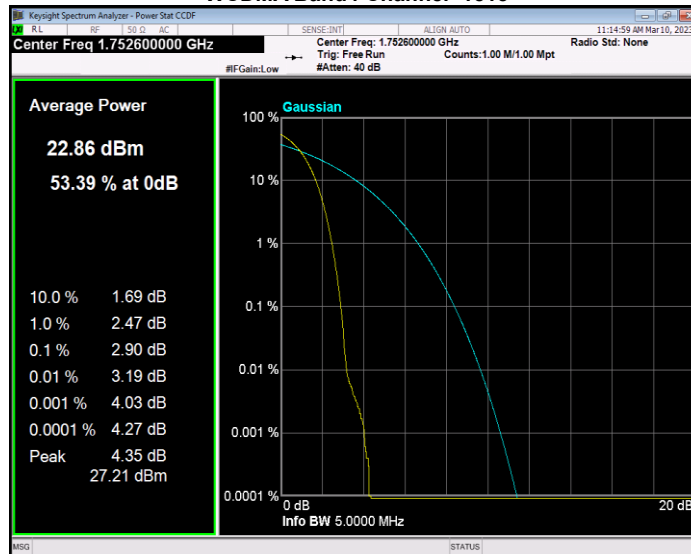
WCDMA Band4 Channel=1312



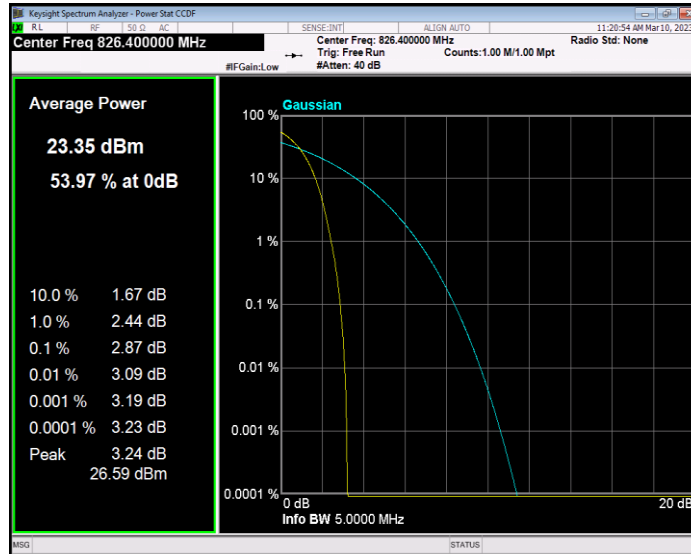
WCDMA Band4 Channel=1450



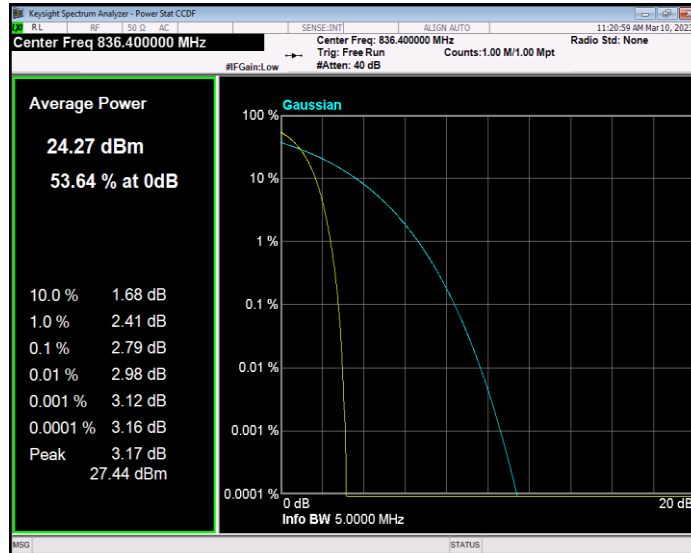
WCDMA Band4 Channel=1513



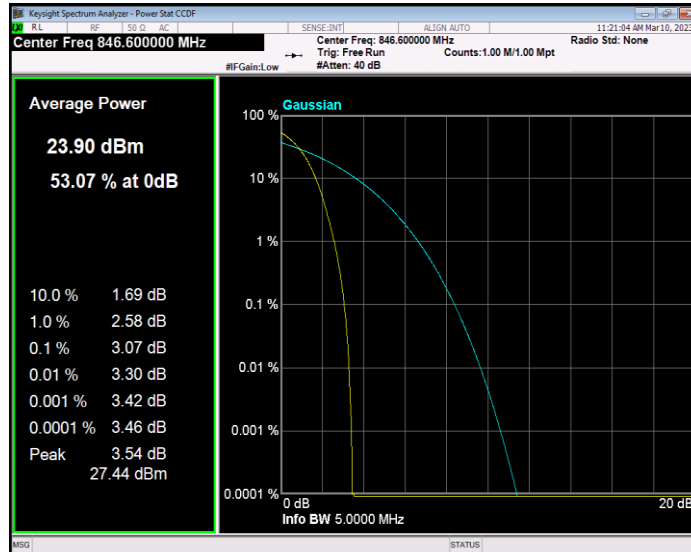
WCDMA Band5 Channel=4132



WCDMA Band5 Channel=4182



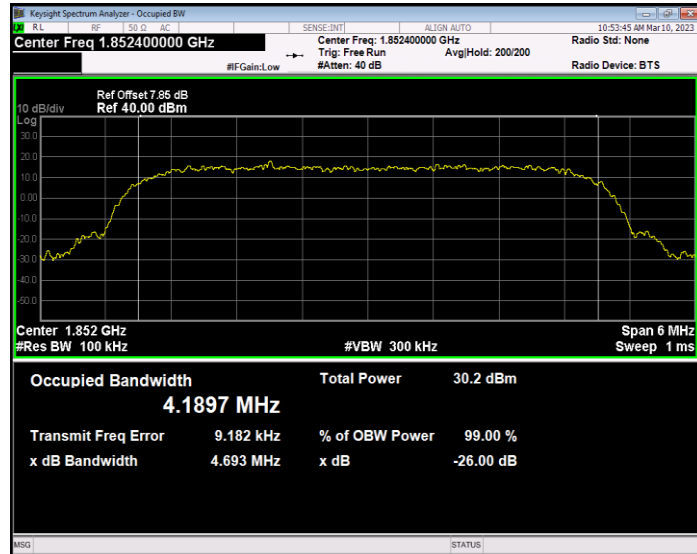
WCDMA Band5 Channel=4233



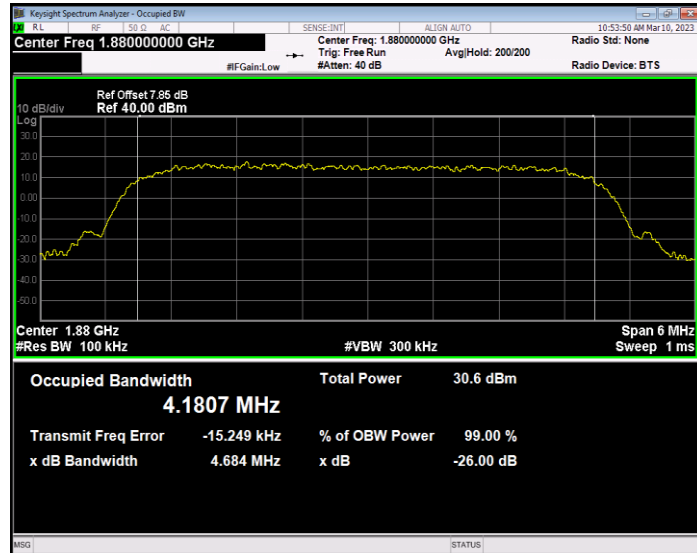
Occupied bandwidth

Band	Channel	Frequency (MHz)	99% OBW (MHz)	-26dB EBW (MHz)	Verdict
WCDMA Band2	9262	1852.4	4.190	4.693	PASS
WCDMA Band2	9400	1880	4.181	4.684	PASS
WCDMA Band2	9538	1907.6	4.175	4.686	PASS
WCDMA Band4	1312	1712.4	4.172	4.692	PASS
WCDMA Band4	1450	1740	4.175	4.722	PASS
WCDMA Band4	1513	1752.6	4.173	4.691	PASS
WCDMA Band5	4132	826.4	4.179	4.699	PASS
WCDMA Band5	4182	836.4	4.190	4.740	PASS
WCDMA Band5	4233	846.6	4.160	4.690	PASS

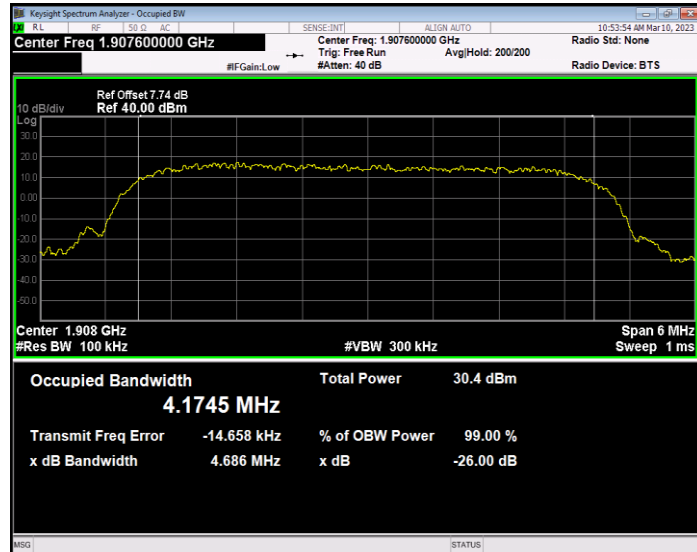
WCDMA Band2 Channel=9262



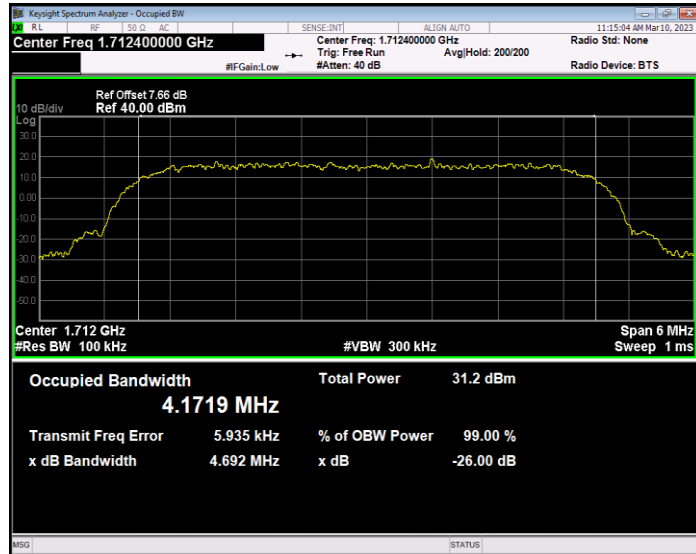
WCDMA Band2 Channel=9400



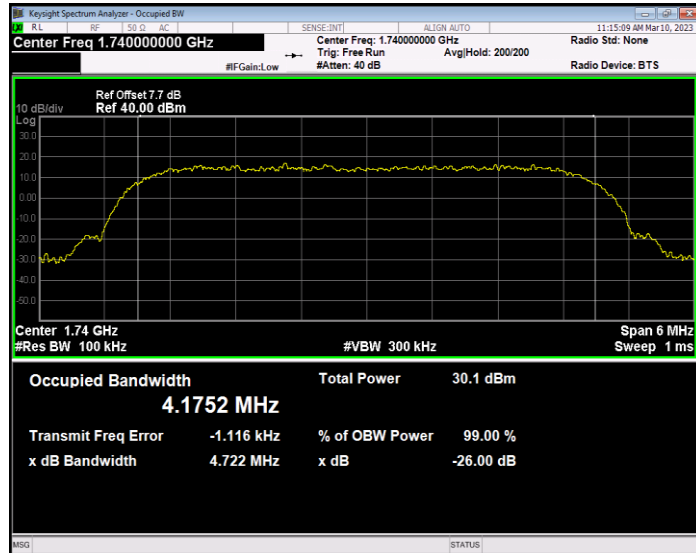
WCDMA Band2 Channel=9538



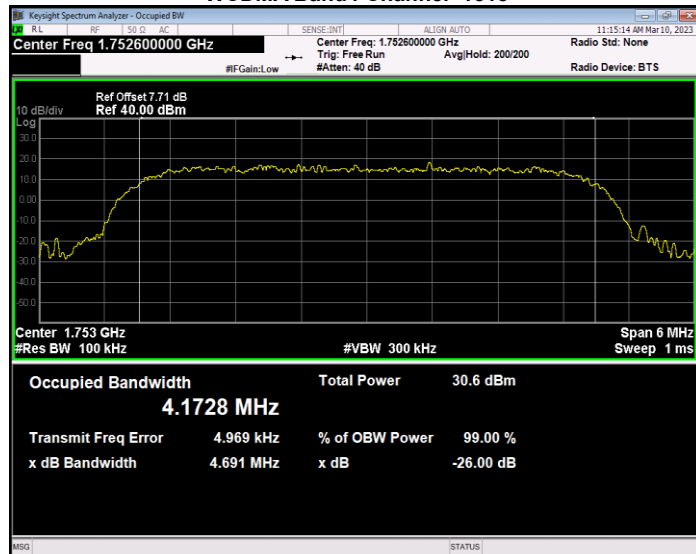
WCDMA Band4 Channel=1312



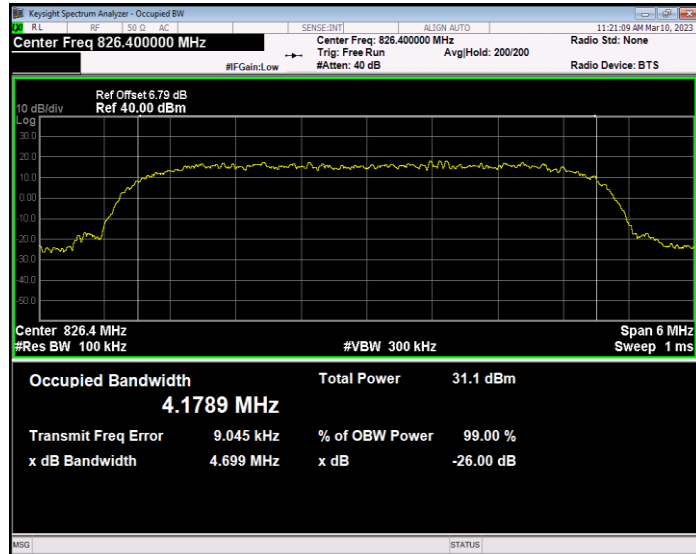
WCDMA Band4 Channel=1450



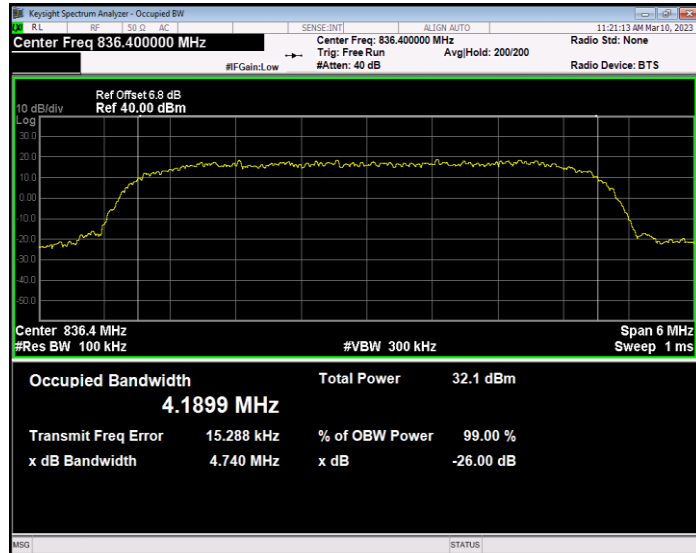
WCDMA Band4 Channel=1513



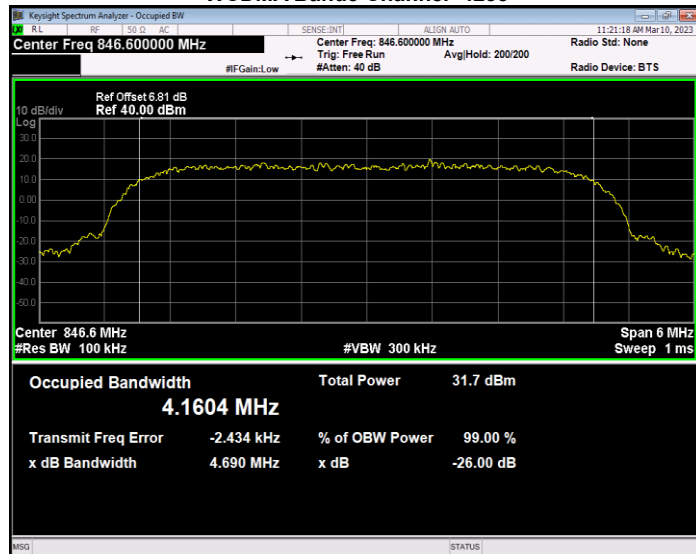
WCDMA Band5 Channel=4132



WCDMA Band5 Channel=4182



WCDMA Band5 Channel=4233



Band edge

Band	Channel	Frequency (MHz)	Spur Freq (MHz)	Spur Level (dBm)	Limit (dBm)	Verdict
WCDMA Band2	9262	1852.4	1849.87	-24.41	-13	PASS
WCDMA Band2	9538	1907.6	1910.00	-25.23	-13	PASS
WCDMA Band4	1312	1712.4	1710.00	-22.68	-13	PASS
WCDMA Band4	1513	1752.6	1755.00	-22.32	-13	PASS
WCDMA Band5	4132	826.4	824.00	-22.13	-13	PASS
WCDMA Band5	4233	846.6	849.00	-21.86	-13	PASS