

## Appendix B. Test Photos

## 1. Photographs of Conducted Emissions Test Configuration

FRONT VIEW



REAR VIEW




SIDE VIEW




## 2. Photographs of Radiated Emissions Test Configuration

9kHz ~ 1GHz

FRONT VIEW



REAR VIEW




Mode 1: Internal Antenna (F Type Ant. 1) for IEEE 802.11a

Mode 1: Internal Antenna (F Type Ant. 1) for IEEE 802.11b/g

FRONT VIEW



REAR VIEW




Mode 2: External Antenna (60° Panel Ant. 4) for IEEE 802.11a

Mode 2: External Antenna (60° Panel Ant. 4) for IEEE 802.11b/g

FRONT VIEW



REAR VIEW




Mode 3: Omni ANT for 5GHz and 2.4GHz.

FRONT VIEW




REAR VIEW



Mode 4: Omnidirectional for 5GHz and 2.4GHz.

FRONT VIEW



REAR VIEW

