

Test Setup photos
Elster REX Meter



Figure 1 - Radiated Emissions Test Setup (Chamber – Front, X orientation)




Figure 2 - Radiated Emissions Test Setup (Chamber – Back, X orientation)




Figure 3 – Temperature Chamber Setup



Figure 4 – Setup for Substitution Method




Figure 5 – Setup for Conducted Power Measurements




Figure 6 - Conducted Emissions Test Setup (Front)