



America

Certification Exhibit

FCC ID: QZC-MNICI

FCC Rule Part: 15.247

TÜV SÜD Project Number: 72124703

Manufacturer: Elster Solutions
Model: MNICI

Test Setup Photos



Figure 1: Power Line Conducted Emissions – Front View




Figure 2: Power Line Conducted Emissions – Side View




Figure 3: Radiated Emissions – Above 1 GHz (Spiral Antenna) – Front View



Figure 4: Radiated Emissions – Above 1 GHz (Spiral Antenna) – Rear View



Figure 5: Radiated Emissions – Above 1 GHz (Half-Wave Dipole Antenna) – Front View



Figure 6: Radiated Emissions – Above 1 GHz (Half-Wave Dipole Antenna) – Rear View




Figure 7: Radiated Emissions – Above 1 GHz (Inverted F Antenna) – Front View



Figure 8: Radiated Emissions – Above 1 GHz (Inverted F Antenna) – Rear View




Figure 9: Radiated Emissions – Below 1GHz – Rear View