



Test Setup Photos

EUT Name: Internal LAN Controller module

EUT Model: ILC24

FCC ID: QZC-ILC24 , QZC-ILC24-I

IC ID: 4557A-ILC24

FCC Title 47, Part 15, SubpartC, RSS-210 Issue 7

Prepared for:

John Holt
Elster Solutions, LLC
208 South Rogers Lane
Raleigh, NC 27610
Tel: 919 250-5557
Fax: 919 250-5486


Prepared by:

TUV Rheinland of North America
762 Park Avenue
Youngsville, NC 27596
Tel: (919) 554-3668
Fax: (919) 554-3542
<http://www.tuv.com/>

Report/Issue Date: 8 February 2010


Report Number: Supplement to 30953899.003 - Test Setup

Test setup Photos:



Rear View of Test Setup with the Internal Antenna

Note: The antenna shown mounted on the top of the EUT is not used or connected.



Front View of Test Setup with the highest gain External Antenna.

Note: The antenna shown mounted on the top of the EUT is not used or connected.




Typical View of Test Setup for Radiated Emissions from 30 MHz to 1 GHz

Note: The antenna shown mounted on the top of the EUT is not used or connected.

Rear View of Test Setup with the PCTEL (MAXRAD) MFB9150 Antenna

Note: The antenna shown mounted on the top of the EUT is not used or connected.




Rear View of Test Setup with the PCTEL (MAXRAD) MFB9150 Antenna

Note: The antenna shown mounted on the top of the EUT is not used or connected.



Typical View of Test Setup for Radiated Emissions from 1 GHz to 10 GHz

Note: The antenna shown mounted on the top of the EUT is not used or connected.



View of Test Setup for Radiated Emissions from 1 GHz to 10 GHz

Note: The antenna shown mounted on the top of the EUT is not used or connected.




View of Test Setup for Conducted Emissions on AC Mains EUT using the External Antenna

Note: The antenna shown mounted on the top of the EUT is not used or connected.



View of Test Setup for Conducted Emissions on AC Mains EUT using the Internal Antenna

Note: The antenna shown mounted on the top of the EUT is not used or connected.



View of Test Setup Making direct RF Conducted measurements