



# Test Setup Photos

**EUT Name:** Water Meter

**EUT Model:** EA2W

**FCC ID:** QZC-EA2W

**IC ID:** 4557A-EA2W

FCC Title 47, Part 15, SubpartC, RSS-210 Issue 8

*Prepared for:*

John Holt  
Elster Solutions, LLC  
208 South Rogers Lane  
Raleigh, NC 27610  
Tel: 919 250-5557  
Fax: 919 250-5486

*Prepared by:*

TUV Rheinland of North America  
762 Park Avenue  
Youngsville, NC 27596  
Tel: (919) 554-3668  
Fax: (919) 554-3542  
<http://www.tuv.com/>


*Report/Issue Date:* 27 June 2011

*Report Number:* Supplement to 31161542.001 - Test Setup


## Test setup Photos:



Front View of Radiated Emissions Test Setup - 30 MHz to 1 GHz




Front View of Radiated Emissions Test Setup - 1 GHz to 10 GHz




Orientation 1 investigated - Highest Emissions in this orientation






Orientation 2 investigated



Orientation 3 investigated



View of Test Setup Making direct RF Conducted measurements