



Test Setup Photos

EUT Name: Water Meter

EUT Model: EA2W-I

FCC ID: QZC-EA2W-I

FCC Title 47, Part 15, SubpartC, RSS-210 Issue 7

Prepared for:

John Holt
Elster Solutions, LLC
208 South Rogers Lane
Raleigh, NC 27610
Tel: 919 250-5557
Fax: 919 250-5486

Prepared by:

TUV Rheinland of North America
762 Park Avenue
Youngsville, NC 27596
Tel: (919) 554-3668
Fax: (919) 554-3542
<http://www.tuv.com/>

Report/Issue Date: 20 September 2010

Report Number: Supplement to 31052583.002- Test Setup

Test setup Photos:




Front View of Radiated Emissions Test Setup - 30 MHz to 1 GHz




Front View of Radiated Emissions Test Setup - 1 GHz to 10 GHz



Orientation 1 investigated - Highest Emissions in this orientation



Orientation 2 investigated




Orientation 3 investigated




Investigation of Transmitter module on Water Meter - 3 Orientations investigated


Note: The stand alone module was worst case, all radiated emissions testing was performed in that mode.



View of Test Setup Making direct RF Conducted measurements



Closer View of Test Setup Making direct RF Conducted measurements



Close up View of Test Setup Making direct RF Conducted measurements