



Test Setup Photos

EUT Name: Gas Meter

EUT Model: EA2G

FCC ID: QZC-EA2G

IC ID: 4557A-EA2G

FCC Title 47, Part 15, SubpartC, RSS-210 Issue 7

Prepared for:

John Holt
Elster Solutions, LLC
208 South Rogers Lane
Raleigh, NC 27610
Tel: 919 250-5557
Fax: 919 250-5486


Prepared by:

TUV Rheinland of North America
762 Park Avenue
Youngsville, NC 27596
Tel: (919) 554-3668
Fax: (919) 554-3542
<http://www.tuv.com/>

Report/Issue Date: 20 September 2010

Report Number: Supplement to 31052582.001 - Test Setup

Test setup Photos:



Front View of Radiated Emissions Test Setup - 30 MHz to 1 GHz



Rear View of Test Setup with the Internal Antenna - 30 MHz to 1 GHz




Front View of Radiated Emissions Test Setup - 1 GHz to 10 GHz




Rear View of Radiated Emissions Test Setup - 1 GHz to 10 GHz




Orientation 1 investigated - Highest Emissions in this orientation




Orientation 2 investigated



Orientation 3 investigated



View of Test Setup Making direct RF Conducted measurements



Closer View of Test Setup Making direct RF Conducted measurements



Close up View of Test Setup Making direct RF Conducted measurements