



# Test Setup Photos

**EUT Name:** Gas Meter  
**EUT Model:** EA2G-I  
**FCC ID:** QZC-EA2G-I

FCC Title 47, Part 15, SubpartC, RSS-210 Issue 7

*Prepared for:*


John Holt  
Elster Solutions, LLC  
208 South Rogers Lane  
Raleigh, NC 27610  
Tel: 919 250-5557  
Fax: 919 250-5486

*Prepared by:*

TUV Rheinland of North America  
762 Park Avenue  
Youngsville, NC 27596  
Tel: (919) 554-3668  
Fax: (919) 554-3542  
<http://www.tuv.com/>

*Report/Issue Date:* 20 September 2010  
*Report Number:* Supplement to 31052582.002- Test Setup

## Test setup Photos:



Front View of Radiated Emissions Test Setup - 30 MHz to 1 GHz



Rear View of Test Setup with the Internal Antenna - 30 MHz to 1 GHz




Front View of Radiated Emissions Test Setup - 1 GHz to 10 GHz



Rear View of Radiated Emissions Test Setup - 1 GHz to 10 GHz



Orientation 1 investigated - Highest Emissions in this orientation




Orientation 2 investigated




Orientation 3 investigated






View of Test Setup Making direct RF Conducted measurements



Closer View of Test Setup Making direct RF Conducted measurements



Close up View of Test Setup Making direct RF Conducted measurements