







Annex 2: Test Setup Photographs  
to  
**TEST REPORT**  
No.: 17-1-0106801T14a-C1

According to:  
**FCC Regulations**  
§1.1310  
§1.1307(b)  
§ 2.1091 & 2.1093

for

**Bury GmbH & Co. KG**

**BMW Universal Wireless Charging Station**  
01.1978.000  
+  
Cup holder  
01.2041.000


Laboratory Accreditation and Listings		
 <p style="text-align: center; font-size: small;">Accredited EMC-Test Laboratory</p>	 <p style="font-size: small;">Industry Canada Reg. No.: 3462D-1 Reg. No.: 3462D-2 Reg. No.: 3462D-3</p>	 <p style="font-size: small;">Voluntary Controls for Electromagnetic Emissions  Reg. No.: R-4452, C-20009, T-20006, G-20013</p>
	 <p style="font-size: x-small;">Lab Code: 20011130-00</p>	 <p style="font-size: x-small;">MRA US-EU 0003</p>
accredited according to DIN EN ISO/IEC 17025		
<p><b>CETECOM GmbH</b> Laboratory Radio Communications &amp; Electromagnetic Compatibility Im Teelbruch 116 • 45219 Essen • Germany Registered in Essen, Germany, Reg. No.: HRB Essen 8984 Tel.: + 49 (0) 20 54 / 95 19-954 • Fax: + 49 (0) 20 54 / 95 19-964 E-mail: <a href="mailto:info@cetecom.com">info@cetecom.com</a> • Internet: <a href="http://www.cetecom.com">www.cetecom.com</a></p>		

## **TABLE OF CONTENTS:**

### **1. TEST SETUP PHOTOGRAPH**

**3**


## 1. Test Setup Photographs




**Photograph 1:** Measurements in the anechoic chamber, 15 cm distance between measurement probe and EUT, Position 4



**Photograph 2:** Measurements in the anechoic chamber, 5 cm distance between measurement probe and EUT, Position 4




**Photograph 3** Measurements in the anechoic chamber, 5 cm distance between measurement probe and EUT, Position 1



**Photograph 4**: Measurements in the anechoic chamber, 15cm distance between measurement probe and EUT, Position 1







**Photograph 5:** Measurements in the anechoic chamber, 15cm distance between measurement probe and EUT, Position 5




**Photograph 6:** Measurements in the anechoic chamber, 5cm distance between measurement probe and EUT, Position 5




**Photograph 7:** Measurements in the anechoic chamber, 5cm distance between measurement probe and EUT, Position 4



**Photograph 8:** Measurements in the anechoic chamber, 15cm distance between measurement probe and EUT, Position 4



**Photograph 9:** Measurements in the anechoic chamber, 5cm distance between measurement probe and EUT, Position 2



**Photograph 10:** Measurements in the anechoic chamber, 5cm distance between measurement probe and EUT, Position 10