


Installation instruction:

General remark:

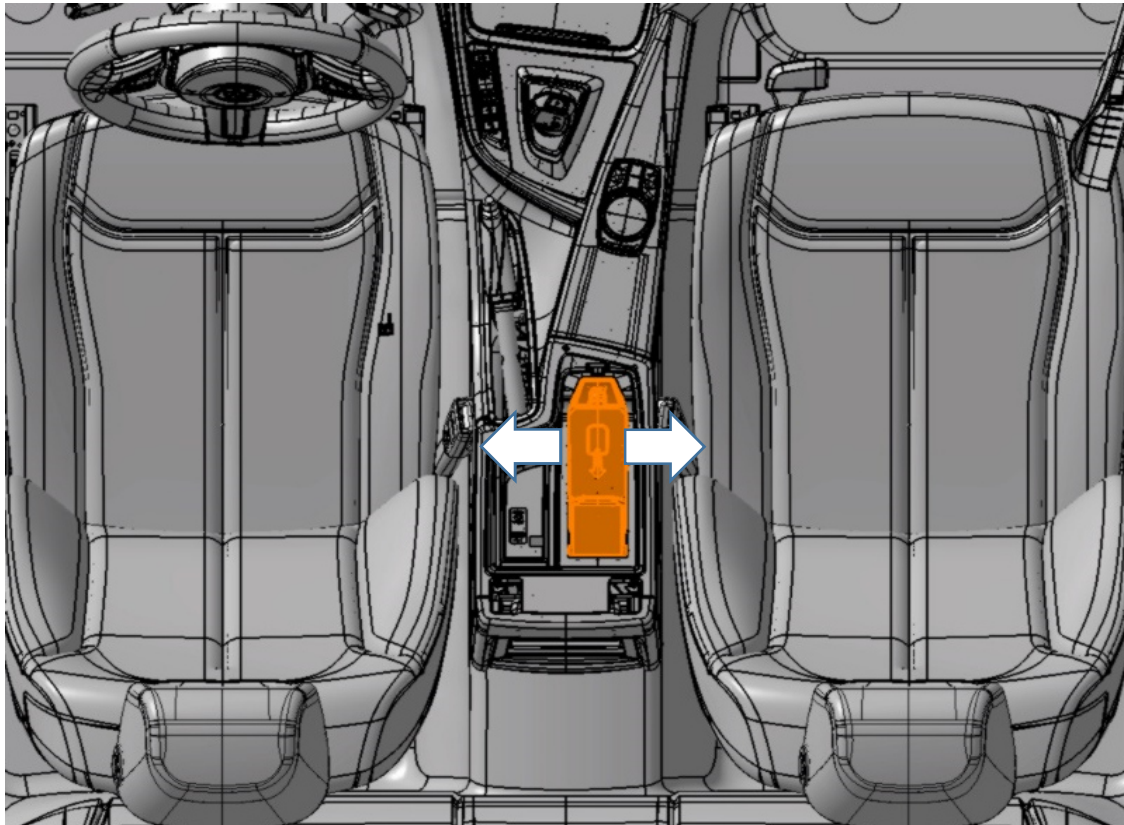
For the installation of the wireless charging unit a minimum distance of 10 cm between the user and the device has to be ensured regardless of the car model 

BMW 3 Series: Instructions on how and where to install the device in the vehicle.

For the installation of the wireless charging unit a minimum distance of 10 cm between the user and the device has to be ensured.

The wireless charging unit is only designed for an installation or assembly ex works – no retrofit. The wireless Charging unit will be clipped into the BMW center console in a fixed and defined position, which refilled a legal requirements. The wireless charging unit is only designed for an integration in the 3 Series center console.

BMW 3 Series: Diagram for the installation position



MINI: Instructions on how and where to install the device in the vehicle.

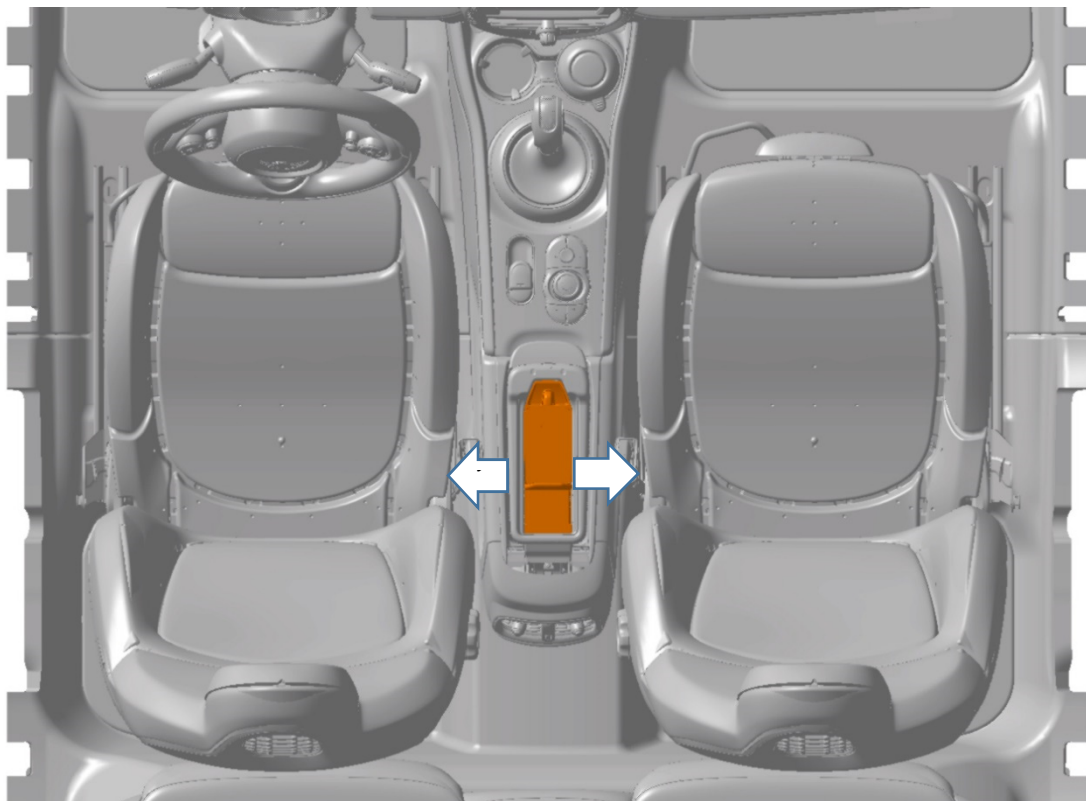
For the installation of the wireless charging unit a minimum distance of 10 cm between the user and the device has to be ensured.

The wireless charging unit is only designed for an installation or assembly ex works – no retrofit.

The wireless charging unit is only designed for an integration in the MINI middle armrest. The wireless Charging unit will be clipped into the MINI middle armrest in a fixed and defined position, which refilled a legal requirements.

The wireless charging unit is only designed for an integration in the 3 Series center console.

MINI: Diagrams indicating the installation position should be included



Note: Installation instruction valid for BMW 3 Series and MINI, no retrofit

Diagram for the installation position with distances to human body

