

## Annex C Photo documentation

Appendix to Test Report No.: 1-8238/19-01-60-A



### Testing Laboratory

**CTC advanced GmbH**

Untertürkheimer Straße 6 – 10

66117 Saarbrücken/Germany

Phone: + 49 681 5 98 - 0

Fax: + 49 681 5 98 - 9075

Internet: <http://www.ctcadvanced.com>

e-mail: [mail@ctcadvanced.com](mailto:mail@ctcadvanced.com)

**Accredited Test Laboratory:**

The testing laboratory (area of testing) is accredited according to DIN EN ISO/IEC 17025 (2005) by the Deutsche Akkreditierungsstelle GmbH (DAkkS)

The accreditation is valid for the scope of testing procedures as stated in the accreditation certificate with the registration number: D-PL-12076-01-03

Photo 1: DUT - Top side view



Photo 2: DUT - Right side view



Photo 3: DUT - Bottom side view




Photo 4: DUT - Bottom side view (Label)





Photo 5: Auxiliary - Dummy Load




Photo 6: Auxiliary - Dummy Load (Label)



Photo 7: Auxiliary - Dummy Load (Label)



Photo 8: Test Setup, DC supply, DUT and dummy load





Photo 9: Position of dummy load during test



Photo 10: Test position - Top side with EHP 50F probe (0mm distance)



**Note:**

The device was positioned as close as possible towards the dummy load (the cover was removed to get closer towards the dummy load).

Photo 11: Test position - Top side with EHP 50F probe (20 cm distance to the centre of the probe)



Photo 12: Test position - Front side with EHP 50F probe (0mm distance)






Photo 13: Test position - Front side with EHP 50F probe (15 cm distance to the centre of the probe)



Photo 14: Test position - Left side with EHP 50F probe (0mm distance)





Photo 15: Test position - Left side with EHP 50F probe (15 cm distance to the centre of the probe)




Photo 16: Test position - Right side with EHP 50F probe (0mm distance)



Photo 17: Test position - Right side with EHP 50F probe (15 cm distance to the centre of the probe)

