

ANNEX B: EXTERNAL PHOTOGRAPHS



122097_56.JPG: EUT – handset + cradle, 3D top view*¹

ANNEX B: EXTERNAL PHOTOGRAPHS



122097_21.JPG: EUT – handset + cradle, ,3D bottom view*¹

ANNEX B: EXTERNAL PHOTOGRAPHS




122097_53.JPG: EUT – handset, 3D top view*¹

ANNEX B: EXTERNAL PHOTOGRAPHS




122097_54.JPG: EUT – handset, 3D bottom view*¹

ANNEX B: EXTERNAL PHOTOGRAPHS



122097_57.JPG: EUT – cradle, 3D top view*¹


ANNEX B: EXTERNAL PHOTOGRAPHS



122097_22.JPG: EUT – cradle, 3D bottom view*¹


The EUTs shown in the photographs marked by *¹ were modified with a temporary UART interface for test purposes

ANNEX B: EXTERNAL PHOTOGRAPHS



122097_58.JPG: EUT – handset + cradle, with temporary antenna connector, 3D top view*²

ANNEX B: EXTERNAL PHOTOGRAPHS



122097_12.JPG: EUT – handset + cradle, with temporary antenna connector, 3D bottom view*²

ANNEX B: EXTERNAL PHOTOGRAPHS



122097_60.JPG: EUT – handset, with temporary antenna connector, 3D top view*²

ANNEX B: EXTERNAL PHOTOGRAPHS



122097_61.JPG: EUT – handset, with temporary antenna connector, 3D bottom view*²

The EUTs shown in the photographs marked by *² were modified with a temporary antenna connector for test purposes

ANNEX B: EXTERNAL PHOTOGRAPHS



122097_62.JPG: EUT – cradle, 3D top view

