


# APPENDIX A

## TEST SETUP PHOTOS


<b>Applicant</b>	Nike, Inc.
<b>Model Name</b>	Nike Adapt LE-04
<b>FCC ID</b>	QYU-LE04
<b>Reference Test Report No.:</b>	HA220214-GGC-001-R01

## Radiated Emission Test Setup : Below 1 GHz

9 kHz – 30 MHz : Charging Mode




9 kHz – 30 MHz : Standalone Mode






## Radiated Emission Test Setup : Below 1 GHz

**30 MHz – 1 GHz : Charging Mode**



**30 MHz – 1 GHz : Standalone Mode**



## Radiated Emission Test Setup : Above 1 GHz

1 GHz – 18 GHz : Charging Mode




1 GHz – 18 GHz : Standalone Mode






## Radiated Emission Test Setup : Above 1 GHz

**18 GHz -25 GHz : Charging Mode**



**18 GHz -25 GHz : Standalone Mode**



## RF Conducted Test Setup

