

#15 WLAN2.4G_802.11b_Bottom Face_0cm_Ch1_Host 1

DUT: 262032-02

Communication System: 802.11b; Frequency: 2412 MHz; Duty Cycle: 1:1

Medium: MSL_2450_120824 Medium parameters used: $f = 2412$ MHz; $\sigma = 1.916$ mho/m; $\epsilon_r = 53.92$; $\rho =$

1000 kg/m³

Ambient Temperature : 22.6 °C ; Liquid Temperature : 21.6 °C

DASY5 Configuration:

- Probe: EX3DV4 - SN3819; ConvF(7.4, 7.4, 7.4); Calibrated: 2011/11/16;
- Sensor-Surface: 4mm (Mechanical Surface Detection)
- Electronics: DAE4 Sn1279; Calibrated: 2012/5/3
- Phantom: ELI 4.0_Front; Type: QDOVA001BB; Serial: 1026
- Software: DASY5 Version; SEMCAD X Version 14.6.6 (6477)

Ch1/Area Scan (91x121x1): Measurement grid: dx=20mm, dy=20mm

Maximum value of SAR (interpolated) = 0.281 mW/g

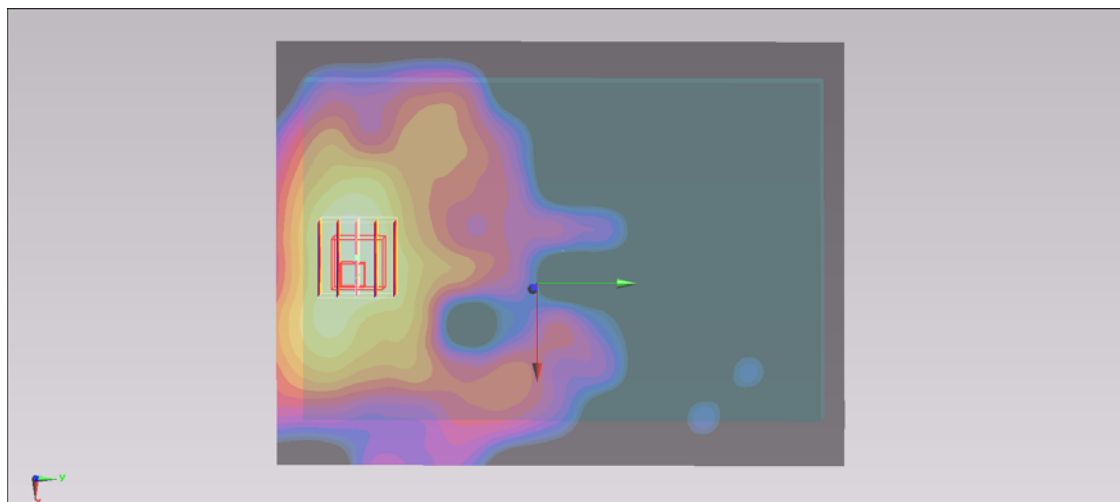
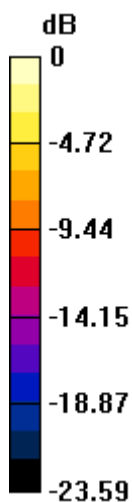
Ch1/Zoom Scan (5x5x7)/Cube 0: Measurement grid: dx=8mm, dy=8mm, dz=5mm

Reference Value = 0 V/m; Power Drift = 0.016 dB

Peak SAR (extrapolated) = 0.579 mW/g

SAR(1 g) = 0.274 mW/g; SAR(10 g) = 0.139 mW/g

Maximum value of SAR (measured) = 0.298 mW/g



0 dB = 0.298 mW/g = -10.52 dB mW/g

#16 WLAN2.4G_802.11b_Edge 4_0cm_Ch1_Host 1

DUT: 262032-02

Communication System: 802.11b; Frequency: 2412 MHz; Duty Cycle: 1:1

Medium: MSL_2450_120824 Medium parameters used: $f = 2412$ MHz; $\sigma = 1.916$ mho/m; $\epsilon_r = 53.92$; $\rho =$

1000 kg/m³

Ambient Temperature : 22.6 °C ; Liquid Temperature : 21.6 °C

DASY5 Configuration:

- Probe: EX3DV4 - SN3819; ConvF(7.4, 7.4, 7.4); Calibrated: 2011/11/16;
- Sensor-Surface: 4mm (Mechanical Surface Detection)
- Electronics: DAE4 Sn1279; Calibrated: 2012/5/3
- Phantom: ELI 4.0_Front; Type: QDOVA001BB; Serial: 1026
- Software: DASY5 Version; SEMCAD X Version 14.6.6 (6477)

Ch1/Area Scan (41x101x1): Measurement grid: dx=20mm, dy=20mm
Maximum value of SAR (interpolated) = 0.359 mW/g

Ch1/Zoom Scan (5x5x7)/Cube 0: Measurement grid: dx=8mm, dy=8mm, dz=5mm

Reference Value = 12.508 V/m; Power Drift = 0.09 dB

Peak SAR (extrapolated) = 0.855 mW/g

SAR(1 g) = 0.408 mW/g; SAR(10 g) = 0.192 mW/g

Maximum value of SAR (measured) = 0.442 mW/g

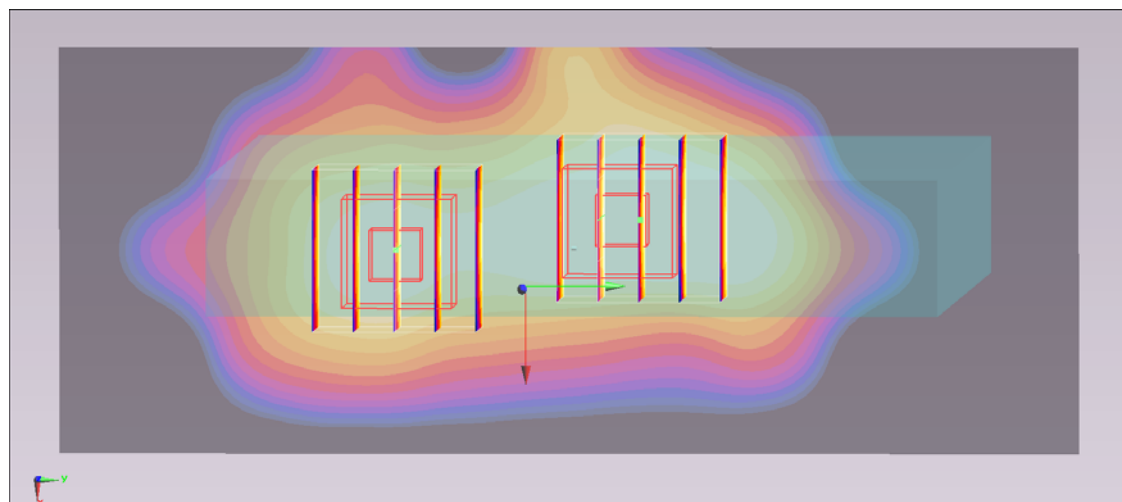
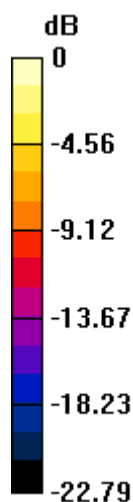
Ch1/Zoom Scan (5x5x7)/Cube 1: Measurement grid: dx=8mm, dy=8mm, dz=5mm

Reference Value = 12.508 V/m; Power Drift = 0.09 dB

Peak SAR (extrapolated) = 0.399 mW/g

SAR(1 g) = 0.213 mW/g; SAR(10 g) = 0.113 mW/g

Maximum value of SAR (measured) = 0.230 mW/g



0 dB = 0.230 mW/g = -12.77 dB mW/g

#17 WLAN2.4G_802.11g_Edge 4_0cm_Ch6_Host 1

DUT: 262032-02

Communication System: 802.11g; Frequency: 2437 MHz; Duty Cycle: 1:1

Medium: MSL_2450_120824 Medium parameters used: $f = 2437$ MHz; $\sigma = 1.95$ mho/m; $\epsilon_r = 53.846$; $\rho =$

1000 kg/m³

Ambient Temperature : 22.6 °C ; Liquid Temperature : 21.6 °C

DASY5 Configuration:

- Probe: EX3DV4 - SN3819; ConvF(7.4, 7.4, 7.4); Calibrated: 2011/11/16;
- Sensor-Surface: 4mm (Mechanical Surface Detection)
- Electronics: DAE4 Sn1279; Calibrated: 2012/5/3
- Phantom: ELI 4.0_Front; Type: QDOVA001BB; Serial: 1026
- Software: DASY5 Version; SEMCAD X Version 14.6.6 (6477)

Ch6/Area Scan (41x101x1): Measurement grid: dx=20mm, dy=20mm

Maximum value of SAR (interpolated) = 0.432 mW/g

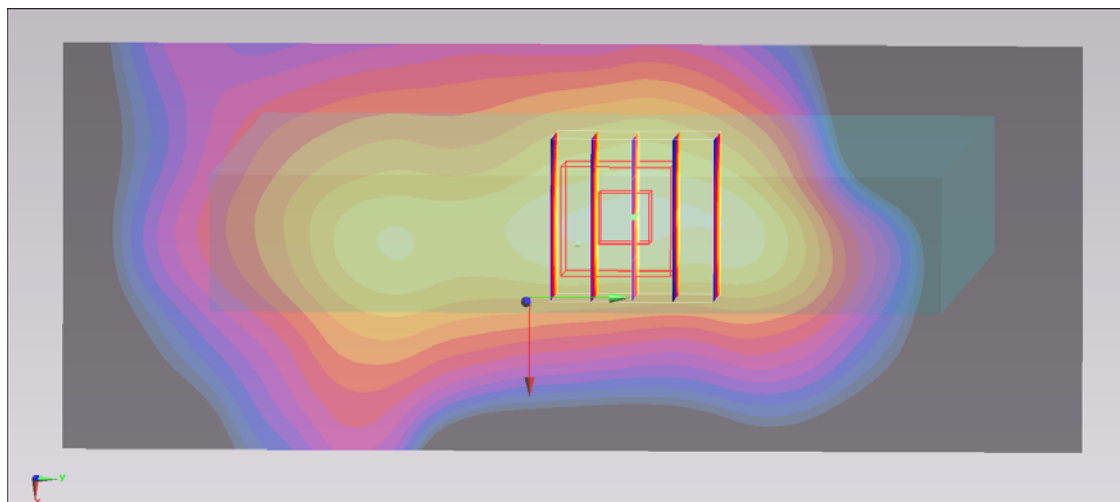
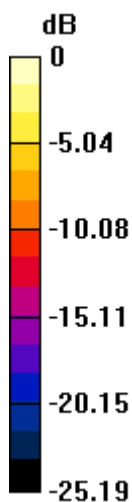
Ch6/Zoom Scan (5x5x7)/Cube 0: Measurement grid: dx=8mm, dy=8mm, dz=5mm

Reference Value = 13.532 V/m; Power Drift = 0.14 dB

Peak SAR (extrapolated) = 1.023 mW/g

SAR(1 g) = 0.479 mW/g; SAR(10 g) = 0.224 mW/g

Maximum value of SAR (measured) = 0.538 mW/g



0 dB = 0.538 mW/g = -5.38 dB mW/g

#17 WLAN2.4G_802.11g_Edge 4_0cm_Ch6_Host 1_2D

DUT: 262032-02

Communication System: 802.11g; Frequency: 2437 MHz; Duty Cycle: 1:1

Medium: MSL_2450_120824 Medium parameters used: $f = 2437$ MHz; $\sigma = 1.95$ mho/m; $\epsilon_r = 53.846$; $\rho =$

1000 kg/m³

Ambient Temperature : 22.6 °C ; Liquid Temperature : 21.6 °C

DASY5 Configuration:

- Probe: EX3DV4 - SN3819; ConvF(7.4, 7.4, 7.4); Calibrated: 2011/11/16;
- Sensor-Surface: 4mm (Mechanical Surface Detection)
- Electronics: DAE4 Sn1279; Calibrated: 2012/5/3
- Phantom: ELI 4.0_Front; Type: QDOVA001BB; Serial: 1026
- Software: DASY5 Version; SEMCAD X Version 14.6.6 (6477)

Ch6/Area Scan (41x101x1): Measurement grid: dx=20mm, dy=20mm
Maximum value of SAR (interpolated) = 0.432 mW/g

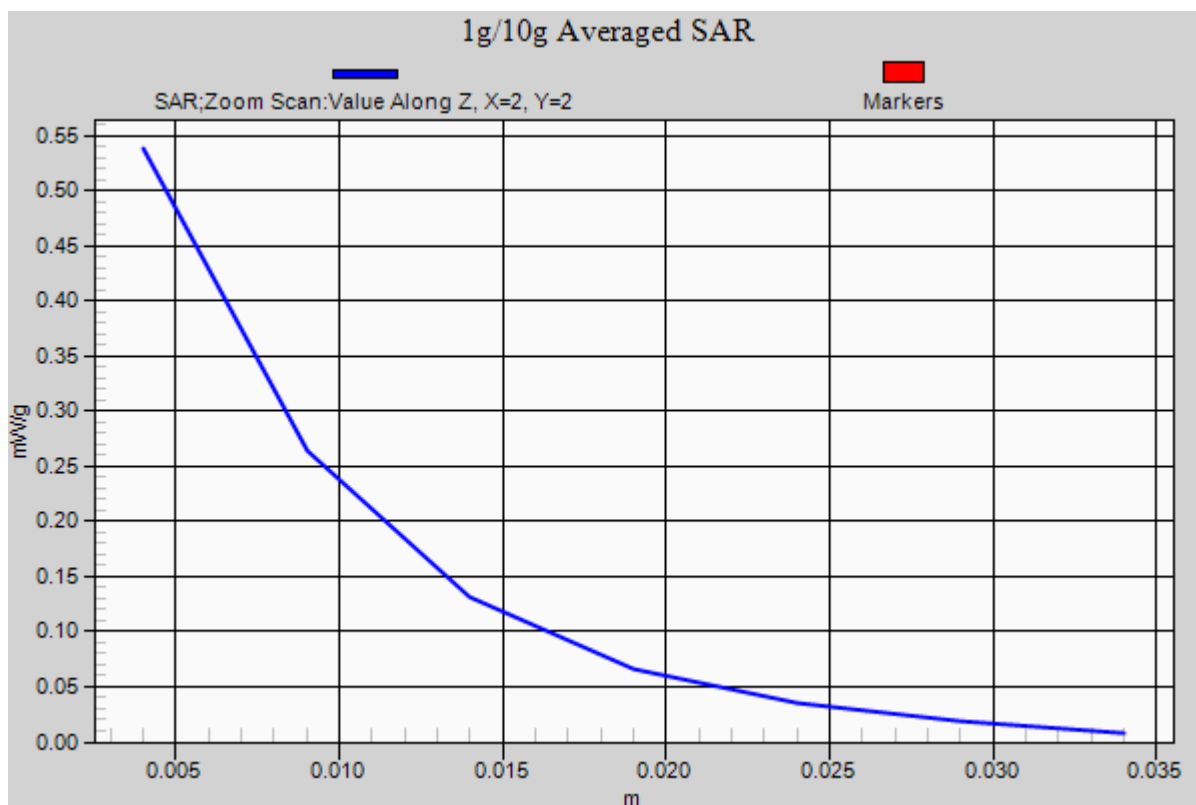
Ch6/Zoom Scan (5x5x7)/Cube 0: Measurement grid: dx=8mm, dy=8mm, dz=5mm

Reference Value = 13.532 V/m; Power Drift = 0.14 dB

Peak SAR (extrapolated) = 1.023 mW/g

SAR(1 g) = 0.479 mW/g; SAR(10 g) = 0.224 mW/g

Maximum value of SAR (measured) = 0.538 mW/g



#18 WLAN2.4G_802.11n_20M_Edge 4_0cm_Ch6_Host 1

DUT: 262032-02

Communication System: 802.11n; Frequency: 2437 MHz; Duty Cycle: 1:1

Medium: MSL_2450_120824 Medium parameters used: $f = 2437$ MHz; $\sigma = 1.95$ mho/m; $\epsilon_r = 53.846$; $\rho =$

1000 kg/m³

Ambient Temperature : 22.6 °C ; Liquid Temperature : 21.6 °C

DASY5 Configuration:

- Probe: EX3DV4 - SN3819; ConvF(7.4, 7.4, 7.4); Calibrated: 2011/11/16;
- Sensor-Surface: 4mm (Mechanical Surface Detection)
- Electronics: DAE4 Sn1279; Calibrated: 2012/5/3
- Phantom: ELI 4.0_Front; Type: QDOVA001BB; Serial: 1026
- Software: DASY5 Version; SEMCAD X Version 14.6.6 (6477)

Ch6/Area Scan (41x101x1): Measurement grid: dx=20mm, dy=20mm
 Maximum value of SAR (interpolated) = 0.385 mW/g

Ch6/Zoom Scan (5x5x7)/Cube 0: Measurement grid: dx=8mm, dy=8mm, dz=5mm

Reference Value = 13.314 V/m; Power Drift = 0.08 dB

Peak SAR (extrapolated) = 0.976 mW/g

SAR(1 g) = 0.460 mW/g; SAR(10 g) = 0.214 mW/g

Maximum value of SAR (measured) = 0.519 mW/g

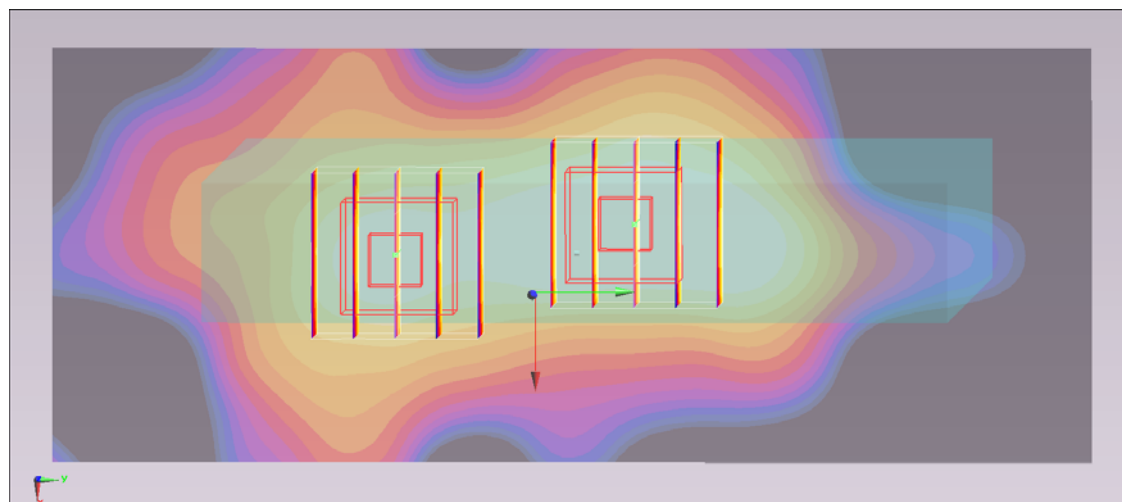
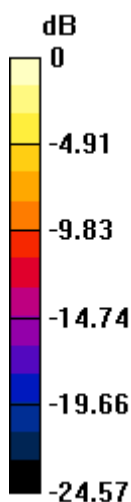
Ch6/Zoom Scan (5x5x7)/Cube 1: Measurement grid: dx=8mm, dy=8mm, dz=5mm

Reference Value = 13.314 V/m; Power Drift = 0.08 dB

Peak SAR (extrapolated) = 0.440 mW/g

SAR(1 g) = 0.238 mW/g; SAR(10 g) = 0.125 mW/g

Maximum value of SAR (measured) = 0.258 mW/g



0 dB = 0.258 mW/g = -11.77 dB mW/g

#19 WLAN2.4G_802.11g_Edge4_0cm_Ch6_Host 2

DUT: 262032-02

Communication System: 802.11g; Frequency: 2437 MHz; Duty Cycle: 1:1

Medium: MSL_2450_120830 Medium parameters used: $f = 2437$ MHz; $\sigma = 2.001$ mho/m; $\epsilon_r = 53.87$; $\rho =$

1000 kg/m³

Ambient Temperature : 22.6 °C ; Liquid Temperature : 21.6 °C

DASY5 Configuration:

- Probe: EX3DV4 - SN3819; ConvF(7.4, 7.4, 7.4); Calibrated: 2011/11/16;
- Sensor-Surface: 4mm (Mechanical Surface Detection)
- Electronics: DAE4 Sn1279; Calibrated: 2012/5/3
- Phantom: ELI 4.0_Front; Type: QDOVA001BB; Serial: 1026
- Software: DASY5 Version; SEMCAD X Version 14.6.6 (6477)

Ch6/Area Scan (41x101x1): Measurement grid: dx=20mm, dy=20mm
Maximum value of SAR (interpolated) = 0.302 mW/g

Ch6/Zoom Scan (5x5x7)/Cube 0: Measurement grid: dx=8mm, dy=8mm, dz=5mm

Reference Value = 8.513 V/m; Power Drift = 0.067 dB

Peak SAR (extrapolated) = 0.430 mW/g

SAR(1 g) = 0.193 mW/g; SAR(10 g) = 0.081 mW/g

Maximum value of SAR (measured) = 0.285 mW/g

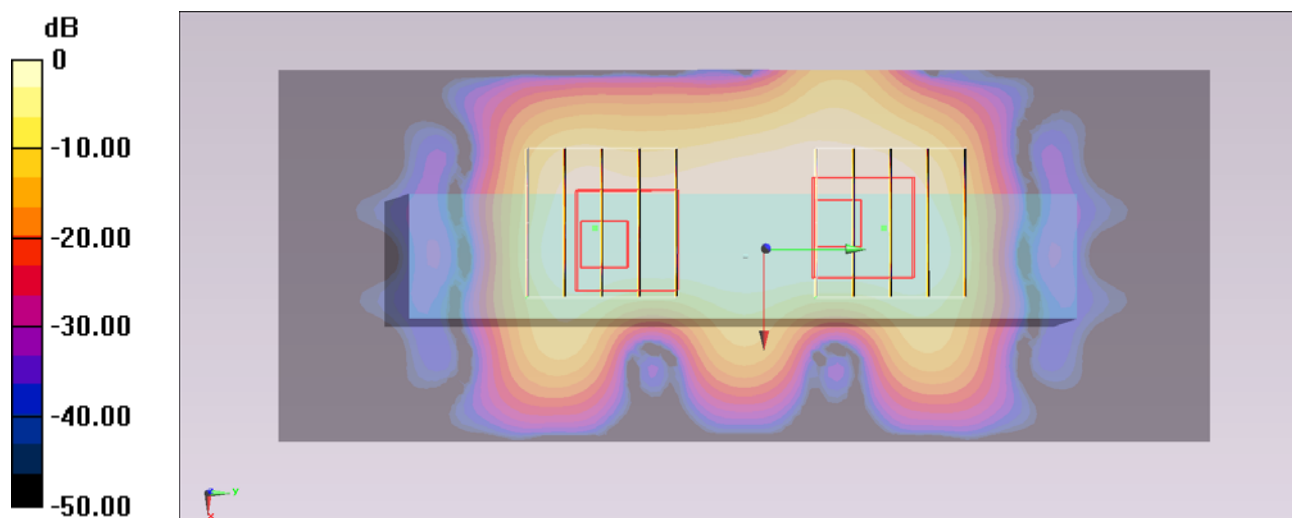
Configuration/Ch6/Zoom Scan (5x5x7)/Cube 1: Measurement grid: dx=8mm, dy=8mm, dz=5mm

Reference Value = 8.513 V/m; Power Drift = 0.067 dB

Peak SAR (extrapolated) = 0.230 mW/g

SAR(1 g) = 0.122 mW/g; SAR(10 g) = 0.059 mW/g

Maximum value of SAR (measured) = 0.132 mW/g



0 dB = 0.132 mW/g = -17.59 dB mW/g