

Appendix B – System Check Plots

Test Date : 2023-11-24 | Ambient Temp : 22.8 °C | Tissue Temp : 22.4 °C

System Performance Check

System Performance Check_H2450

Verification Source Properties

Manufacturer	Model No.	Serial No.	Input Power [dBm]
SPEAG	D2450V2	1087	17.0

Exposure Conditions

Phantom Section	Group	Frequency [MHz]	Conversion Factor	TSL Conductivity [S/m]	TSL Permittivity
Flat	CW	2450.000	8.2	1.85	40.5

Hardware Setup

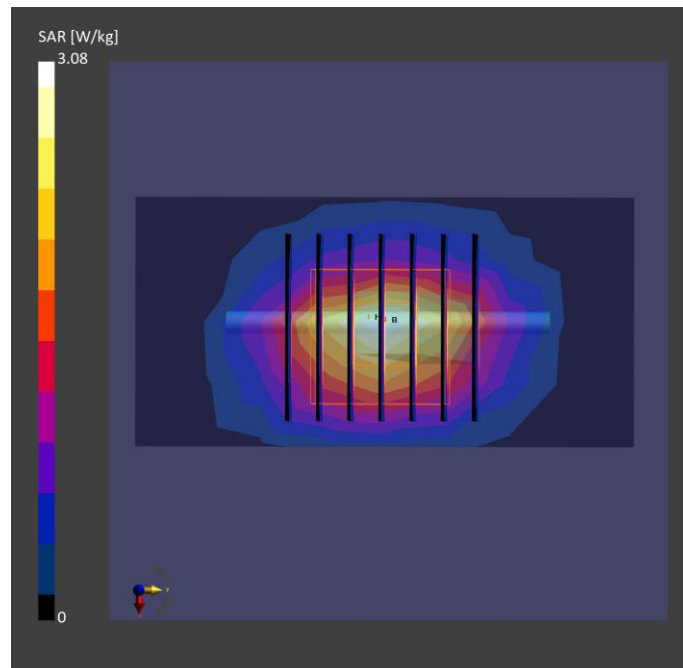
Phantom	Tissue Simulating Liquid	Probe Calibration Date	DAE Calibration Date
ELI V8.0 (20deg probe tilt) - 2180	HBBL-600-10000	EX3DV4 - SN7650 / 2023-05-22	DAE4 Sn1741 / 2023-08-23

Scan Setup

	Area Scan	Zoom Scan
Grid Extents [mm]	40.0 x 80.0	30.0 x 30.0 x 30.0
Grid Steps [mm]	10.0 x 10.0	5.0 x 5.0 x 1.5
Sensor Surface [mm]	3.0	1.4
Graded Grid	N/A	Yes
Grading Ratio	N/A	1.5

Measurement Results

	Area Scan	Zoom Scan
psSAR-1g [W/kg]	2.39	2.42
psSAR-10g [W/kg]	1.13	1.13
Power Drift [dB]		0.02
TSL Correction	Positive only	Positive only



Test Date : 2023-11-24 | Ambient Temp : 22.8 °C | Tissue Temp : 22.4 °C

System Performance Check

System Performance Check_H5250

Verification Source Properties

Manufacturer	Model No.	Serial No.	Input Power [dBm]
SPEAG	D5GHzV2	1358	17.0

Exposure Conditions

Phantom Section	Group	Frequency [MHz]	Conversion Factor	TSL Conductivity [S/m]	TSL Permittivity
Flat	CW	5250.000	5.91	4.56	35.2

Hardware Setup

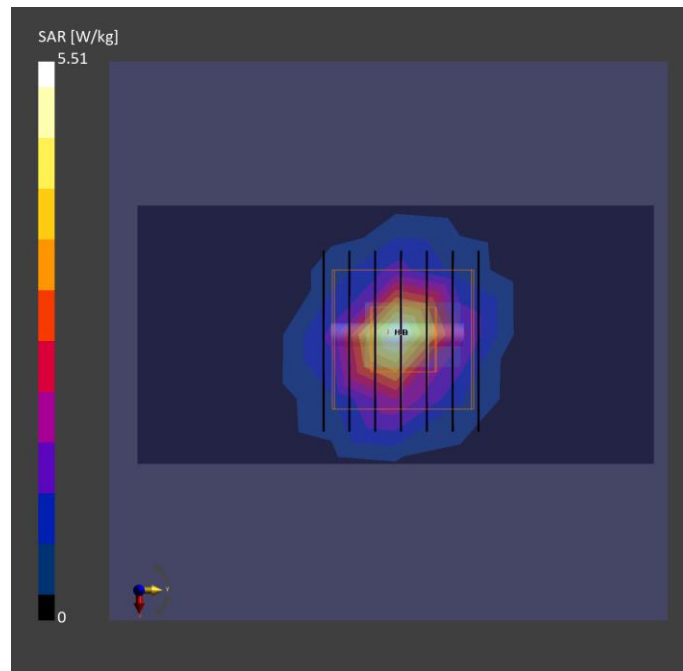
Phantom	Tissue Simulating Liquid	Probe Calibration Date	DAE Calibration Date
ELI V8.0 (20deg probe tilt) - 2180	HBBL-600-10000	EX3DV4 - SN7650 / 2023-05-22	DAE4 Sn1741 / 2023-08-23

Scan Setup

	Area Scan	Zoom Scan
Grid Extents [mm]	40.0 x 80.0	22.0 x 22.0 x 22.0
Grid Steps [mm]	10.0 x 10.0	4.0 x 4.0 x 1.4
Sensor Surface [mm]	3.0	1.4
Graded Grid	N/A	Yes
Grading Ratio	N/A	1.4

Measurement Results

	Area Scan	Zoom Scan
psSAR-1g [W/kg]	3.36	3.61
psSAR-10g [W/kg]	0.956	1.11
Power Drift [dB]		0.01
TSL Correction	Positive only	Positive only



Test Date : 2023-11-27 | Ambient Temp : 22.6 °C | Tissue Temp : 22.5 °C

System Performance Check

System Performance Check_H5600

Verification Source Properties

Manufacturer	Model No.	Serial No.	Input Power [dBm]
SPEAG	D5GHzV2	1358	17.0

Exposure Conditions

Phantom Section	Group	Frequency [MHz]	Conversion Factor	TSL Conductivity [S/m]	TSL Permittivity
Flat	CW	5600.000	5.25	4.84	34.7

Hardware Setup

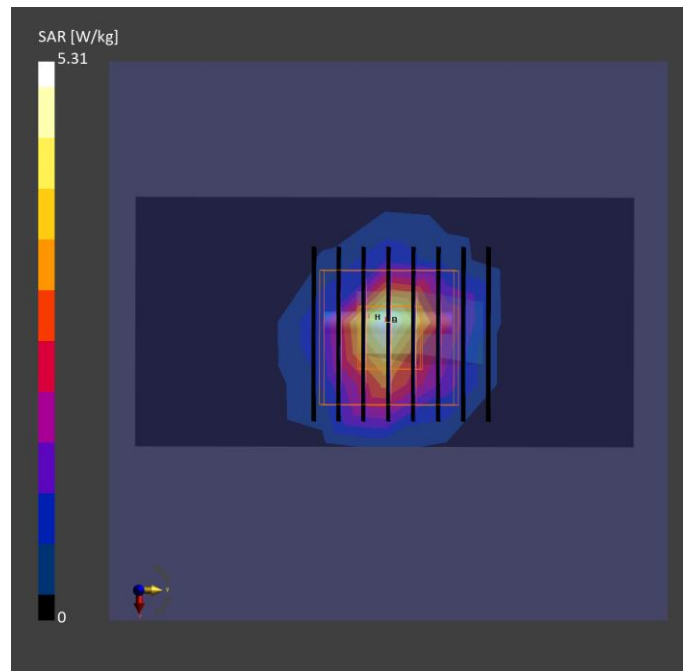
Phantom	Tissue Simulating Liquid	Probe Calibration Date	DAE Calibration Date
ELI V8.0 (20deg probe tilt) - 2180	HBBL-600-10000	EX3DV4 - SN7650 / 2023-05-22	DAE4 Sn1741 / 2023-08-23

Scan Setup

	Area Scan	Zoom Scan
Grid Extents [mm]	40.0 x 80.0	22.0 x 22.0 x 22.0
Grid Steps [mm]	10.0 x 10.0	4.0 x 4.0 x 1.4
Sensor Surface [mm]	3.0	1.4
Graded Grid	N/A	Yes
Grading Ratio	N/A	1.4

Measurement Results

	Area Scan	Zoom Scan
psSAR-1g [W/kg]	3.47	3.77
psSAR-10g [W/kg]	1.03	1.07
Power Drift [dB]		0.04
TSL Correction	Positive only	Positive only



Test Date : 2023-11-27 | Ambient Temp : 22.6 °C | Tissue Temp : 22.5 °C

System Performance Check

System Performance Check_H5800

Verification Source Properties

Manufacturer	Model No.	Serial No.	Input Power [dBm]
SPEAG	D5GHzV2	1358	17.0

Exposure Conditions

Phantom Section	Group	Frequency [MHz]	Conversion Factor	TSL Conductivity [S/m]	TSL Permittivity
Flat	CW	5800.000	5.28	5.15	35.9

Hardware Setup

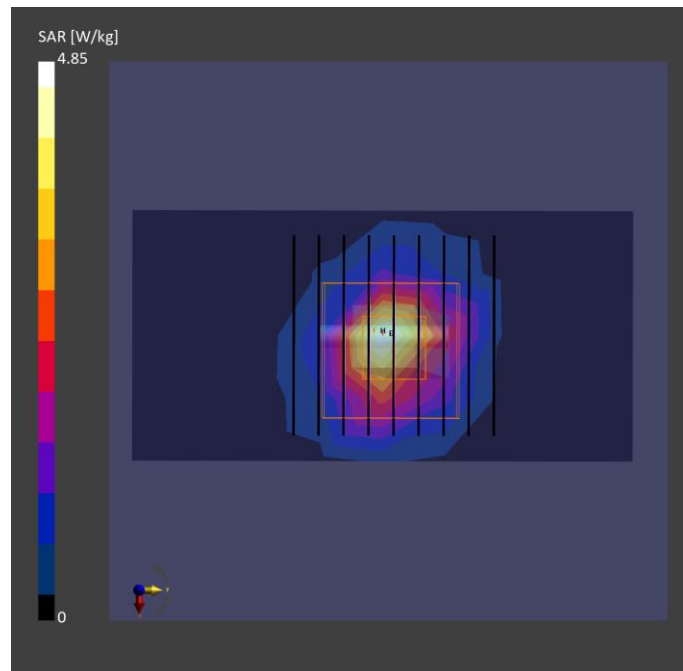
Phantom	Tissue Simulating Liquid	Probe Calibration Date	DAE Calibration Date
ELI V8.0 (20deg probe tilt) - 2180	HBBL-600-10000	EX3DV4 - SN7650 / 2023-05-22	DAE4 Sn1741 / 2023-08-23

Scan Setup

	Area Scan	Zoom Scan
Grid Extents [mm]	40.0 x 80.0	22.0 x 22.0 x 22.0
Grid Steps [mm]	10.0 x 10.0	4.0 x 4.0 x 1.4
Sensor Surface [mm]	3.0	1.4
Graded Grid	N/A	Yes
Grading Ratio	N/A	1.4

Measurement Results

	Area Scan	Zoom Scan
psSAR-1g [W/kg]	3.19	3.68
psSAR-10g [W/kg]	0.939	1.05
Power Drift [dB]		0.03
TSL Correction	Positive only	Positive only



Test Date : 2023-11-28 | Ambient Temp : 22.1 °C | Tissue Temp : 22.0 °C

System Performance Check

System Performance Check_H6500

Verification Source Properties

Manufacturer	Model No.	Serial No.	Input Power [dBm]
SPEAG	D6.5GHz	1081	20.0

Exposure Conditions

Phantom Section	Group	Frequency [MHz]	Conversion Factor	TSL Conductivity [S/m]	TSL Permittivity
Flat	CW	6500.000	5.50	5.89	33.2

Hardware Setup

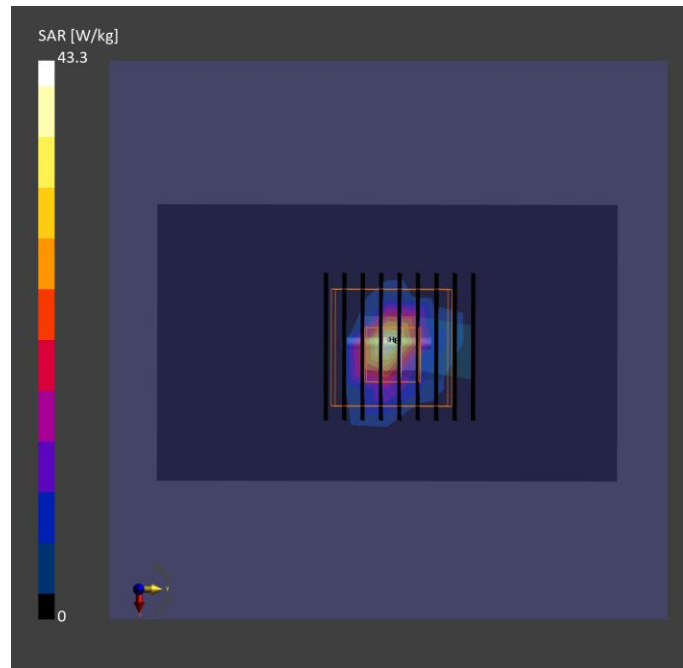
Phantom	Tissue Simulating Liquid	Probe Calibration Date	DAE Calibration Date
ELI V8.0 (20deg probe tilt) - 2180	HBBL-600-10000	EX3DV4 - SN7650 / 2023-05-22	DAE4 Sn1741 / 2023-08-23

Scan Setup

	Area Scan	Zoom Scan
Grid Extents [mm]	51.0 x 85.0	22.0 x 22.0 x 22.0
Grid Steps [mm]	8.5 x 8.5	3.4 x 3.4 x 1.4
Sensor Surface [mm]	3.0	1.4
Graded Grid	N/A	Yes
Grading Ratio	N/A	1.4

Measurement Results

	Area Scan	Zoom Scan
psSAR-1g [W/kg]	22.9	26.15
psSAR-8g [W/kg]	5.54	5.95
psSAR-10g [W/kg]	4.59	5.02
psAPD (1.0 cm ² , sq) [W/m ²]		261
psAPD (4.0 cm ² , sq) [W/m ²]		122
Power Drift [dB]		0.01
TSL Correction	Positive only	Positive only



Test Date : 2023-12-05 | Ambient Temp : 22.6 °C

System Performance Check

System Performance Check_H10GHz

Verification Source Properties

Manufacturer	Model No.	Serial No.
SPEAG	10GHz	1060

Exposure Conditions

Phantom Section	Group	Frequency [MHz]	Conversion Factor
5G	CW	10000.0	1.0

Hardware Setup

Phantom	Medium	Probe Calibration Date	DAE Calibration Date
mmWave - 1102	Air	EUmmWV4 - SN9639_F1-55GHz / 2023-08-18	DAE4 Sn1669 / 2023-05-23

Scan Setup

	5G Scan
Grid Extents [mm]	60.0 x 60.0
Grid Steps [mm]	0.125 x 0.125
Sensor Surface [mm]	2.0

Measurement Results

	5G Scan
Avg. Area [cm ²]	4.00
psPD n+ [W/m ²]	55.2
psPD tot+ [W/m ²]	52.6
psPD mod+ [W/m ²]	53.0
E max [V/m]	150
Power Drift [dB]	0.03

