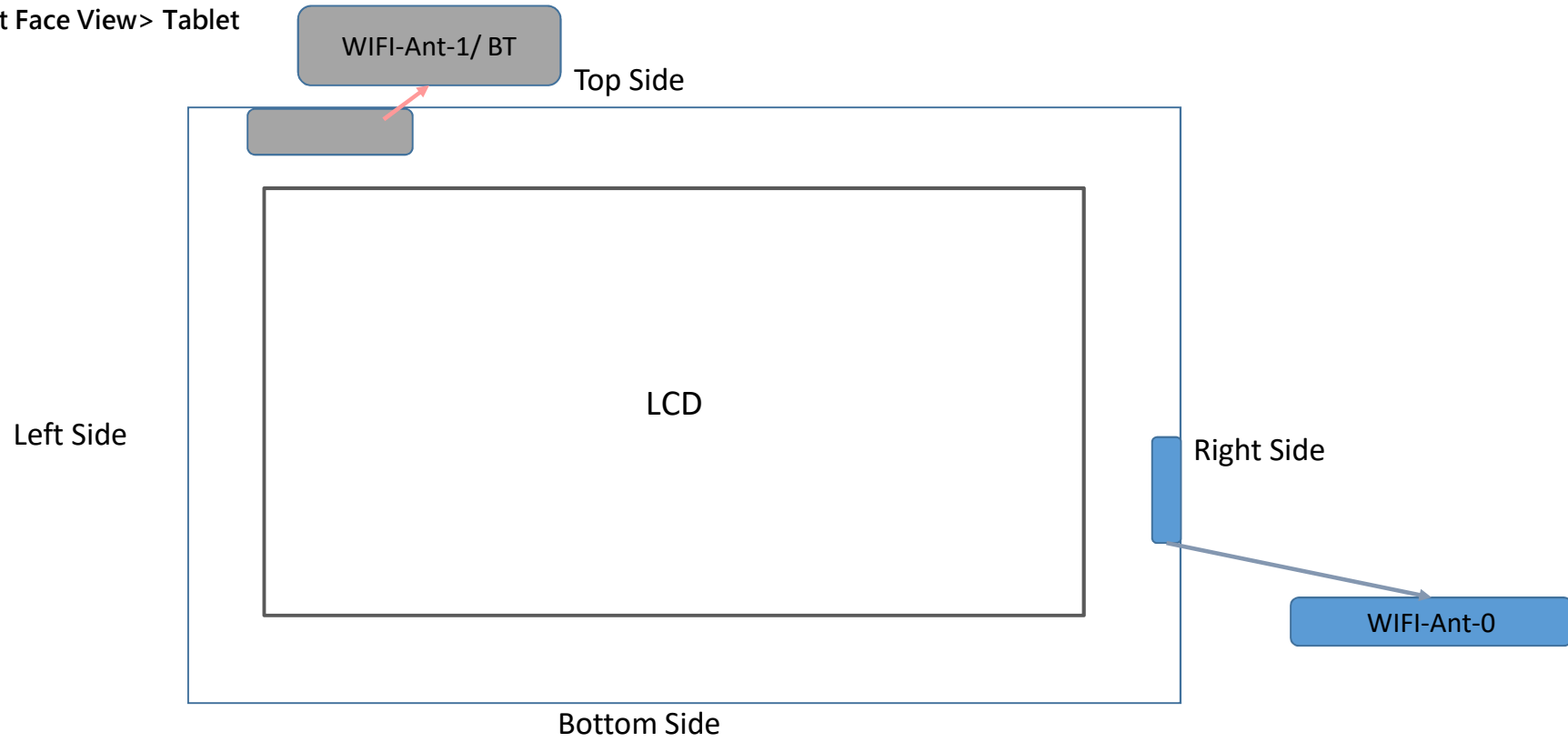


Photographs of EUT Setup and Antenna Location

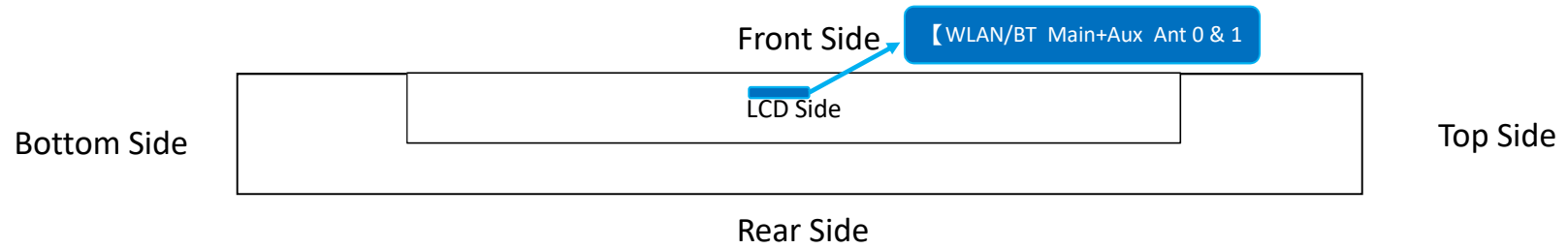
The photographs of EUT and setup for SAR testing are shown as follows.

<Front Face View> Tablet




Antenna	To Top Side	To Bottom Side	To Left Side	To Right Side
	(mm)	(mm)	(mm)	(mm)
WLAN Main Ant 0	120.50	44.90	311.00	0.00
WLAN/BT Aux Ant 1	0.00	130.50	17.00	284.00

<Right Side View> Tablet



Antenna	To Front Side	To Rear Side
	(mm)	(mm)
WLAN Main Ant 0	19.00	4.00
WLAN/BT Aux Ant 1	5.00	16.00

<Photographs of Body SAR Test Setup>



<Photographs of Body SAR Test Setup>



Rear Curve 0 of Tablet Mode Tested at 0 mm



Right Curve 1 of Tablet Mode Tested at 0 mm



Front Face with Handle of Tablet Mode Tested at 0 mm



Right Side with Handle of Tablet Mode Tested at 0 mm



Top Side with Handle of Tablet Mode Tested at 0 mm