

Wireless Device Over the Air Performance Test Report

REPORT NO.	OQ212659-01A
APPLICANT	: Getac Technology Corp.
MANUFACTURER	: Getac Technology Corp.
EQUIPMENT	: Body Worn Camera
DATE OF RECEIPT	: April 13, 2022
DATE OF TEST	: April 13, 2022
ISSUE DATE	: October 7, 2022

We, SPORTON INTERNATIONAL INC., would like to declare that the tested sample has been evaluated in accordance with the procedures and shown the compliance with the applicable technical standards.

The test results in this report apply exclusively to the tested model / sample. Without written approval of SPORTON INTERNATIONAL INC., the test report shall not be reproduced except in full.

The declared product specification for EUT presented in this report is provided by the manufacturer / applicant, and the manufacturer / applicant takes all the responsibilities for the accuracy of product specification.

SPORTON INTERNATIONAL INC. EMC & WIRELESS COMMUNICATIONS LABORATORY



SPORTON LAB.

Table of contents

1. Administration data -----	3
1.1 Testing laboratory.....	3
1.2 Applicant.....	4
1.3 Manufacturer.....	4
2. General information -----	5
2.1 Description of equipment under test (EUT).....	5
2.2 Test equipment list.....	6
3. Measurement Environment -----	7
3.1 Passive measurement setup.....	7
4. Summary of test results -----	8
4.1 Summary table.....	9
5. Description for EUT testing position -----	12
Appendix A Pattern Plots -----	13
3D Antenna Pattern.....	13



Revision history

REPORT NO.	VERSION	DESCRIPTION	ISSUED DATE
OQ212659-01A	1.0	Initial issue of report	October 7, 2022



1. Administration data

1.1 Testing laboratory

Test Site	Sporton International Inc. <input type="checkbox"/> EMC & Wireless Communications Laboratory <input checked="" type="checkbox"/> Wensan Laboratory
Telephone Number	EMC & Wireless Communications Laboratory: TEL: +886-3-327-3456; FAX: +886-3-328-4978 Wensan Laboratory: TEL: +886-3-327-0838; FAX: +886-3-327-0855
Address	EMC & Wireless Communications Laboratory: No.52, Huaya 1st Rd., Guishan Dist., Taoyuan City 333, Taiwan Wensan Laboratory: No.58, Aly. 75, Ln. 564, Wenhua 3rd Rd., Guishan Dist., Taoyuan City 333, Taiwan
Chamber	EMC & Wireless Communications Laboratory: <input type="checkbox"/> OTA01-HY <input type="checkbox"/> OTA03-HY <input type="checkbox"/> OTA04-HY <input type="checkbox"/> OTA05-HY Wensan Laboratory: <input checked="" type="checkbox"/> OTA07-HY <input type="checkbox"/> OTA08-HY <input type="checkbox"/> OTA10-HY

: The chamber(s) which used to perform the test in this test report.



1.2 Applicant

Company Name	Getac Technology Corp.
Address	5F., Building A, No. 209, Sec.1, Nangang Rd.,Nangang Dist., Taipei City 11568, Taiwan, R.O.C.
Contact Person	Kevin Chiang / kevin.chiang@getac.com.tw
Telephone Number	TEL : +886-2-2785-7888#1142 FAX : +886-2-2652-5865

1.3 Manufacturer

Company Name	Getac Technology Corp.
Address	5F., Building A, No. 209, Sec.1, Nangang Rd.,Nangang Dist., Taipei City 11568, Taiwan, R.O.C.



2. General information

2.1 Description of equipment under test (EUT)

Product Feature & Specification		
Brand Name		Getac
Model Name		BC-4K
Antenna Type	WWAN Main	Loop
	WWAN Aux	
	WiFi / BT	IFA



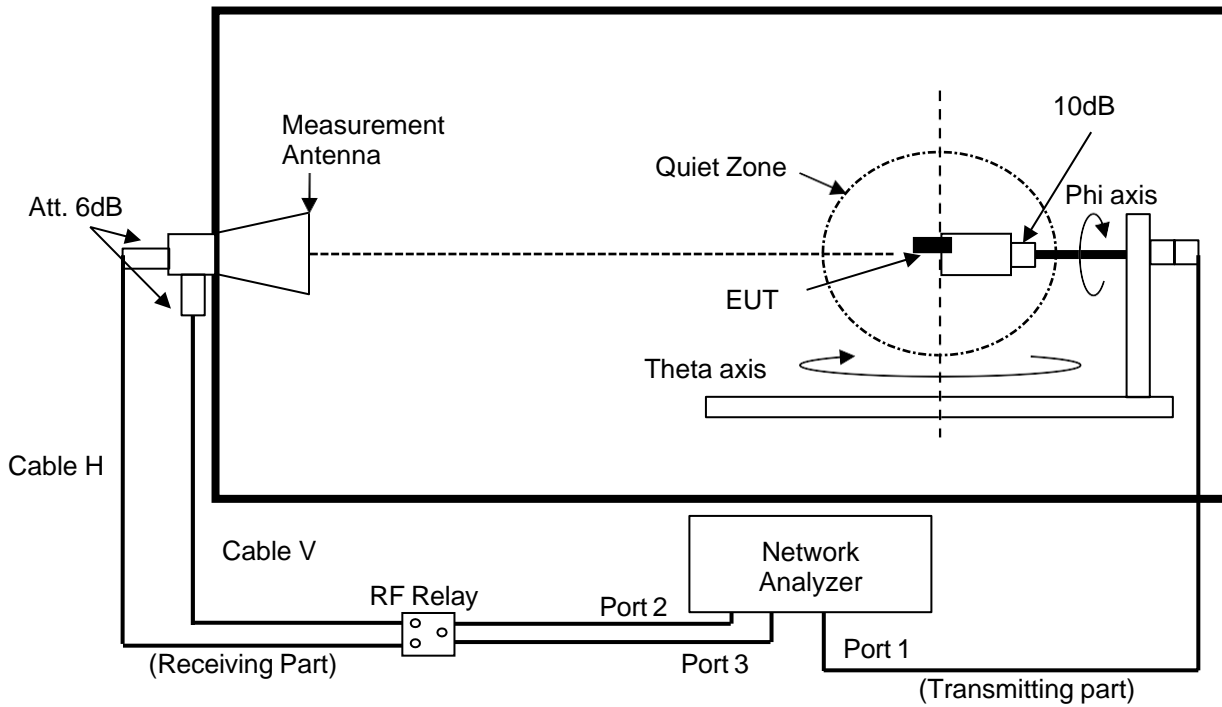
SPORTON LAB.

2.2 Test equipment list

Name	Manufacturer	Type/Model	Serial Number	Calibration	
				Last Cal.	Due Date
ENA Series Network Analyzer	Keysight	E5071C	MY46100746	2021/07/01	2022/06/30
RF Switch	Keysight	3499A	00155745	NCR	NCR
Multi-Axis Positioner Controller	ETS-Lindgren	2090	N/A	NCR	NCR
Medium-Duty Positioner	ETS-Lindgren	2015	N/A	NCR	NCR
Measurement Horn Antenna	EMCO	3164-08	00102092	NCR	NCR

3. Measurement Environment

3.1 Passive measurement setup





4. Summary of test results

Ambient Condition

Temperature (°C):	25°C +/- 5°C	Humidity (%):	<60%
--------------------------	--------------	----------------------	------

Please note the following abbreviations in this section:

FS = Free Space

BH = Beside Head (Head Phantom Only)

BHL = Beside Head Left Side (Head Phantom Only)

BHR = Beside Head Right Side (Head Phantom Only)



4.1 Summary table

WWAN Main					
Frequency	Ant. Port Input Pwr. (dB)	Gain (dBi)	Directivity (dBi)	Efficiency (dB)	Efficiency (%)
696	0.0	-4.94	2.55	-7.49	17.84
704	0.0	-4.44	2.57	-7.01	19.89
710	0.0	-3.96	2.65	-6.61	21.84
716	0.0	-3.79	2.68	-6.47	22.57
720	0.0	-3.49	2.67	-6.16	24.20
725	0.0	-3.15	2.67	-5.82	26.15
730	0.0	-2.86	2.69	-5.55	27.86
734	0.0	-2.69	2.68	-5.37	29.02
740	0.0	-2.54	2.70	-5.24	29.91
746	0.0	-2.32	2.70	-5.02	31.47
756	0.0	-1.82	2.80	-4.63	34.46
765	0.0	-1.28	2.95	-4.22	37.81
772	0.0	-0.74	3.06	-3.80	41.69
777	0.0	-0.71	3.06	-3.77	42.00
782	0.0	-0.60	3.03	-3.62	43.42
787	0.0	-0.63	2.95	-3.59	43.78
791	0.0	-0.63	2.90	-3.53	44.34
806	0.0	-1.13	2.78	-3.91	40.66
821	0.0	-1.26	2.84	-4.09	38.97
824	0.0	-1.34	2.90	-4.23	37.73
836	0.0	-1.24	3.19	-4.43	36.04
849	0.0	-1.18	3.39	-4.56	34.96
862	0.0	-0.96	3.49	-4.45	35.87
869	0.0	-0.92	3.46	-4.38	36.51
880	0.0	-1.20	3.24	-4.44	35.96
894	0.0	-1.44	3.40	-4.84	32.82
900	0.0	-1.59	3.45	-5.05	31.29
915	0.0	-2.12	3.55	-5.67	27.09
925	0.0	-2.65	3.57	-6.22	23.90
940	0.0	-3.45	3.61	-7.06	19.68
960	0.0	-4.72	3.77	-8.49	14.16
1695	0.0	1.21	3.66	-2.45	56.87



Wireless Device OTA Performance Test Report

Report No. : OQ212659-01A

1710	0.0	1.38	3.69	-2.31	58.72
1730	0.0	1.64	3.88	-2.24	59.72
1750	0.0	1.80	4.15	-2.36	58.14
1770	0.0	1.98	4.41	-2.43	57.15
1785	0.0	2.03	4.45	-2.42	57.23
1805	0.0	2.18	4.51	-2.33	58.45
1840	0.0	2.16	4.47	-2.31	58.71
1850	0.0	2.21	4.48	-2.27	59.34
1880	0.0	2.51	4.53	-2.02	62.76
1910	0.0	2.63	4.81	-2.18	60.50
1920	0.0	2.40	4.92	-2.52	56.01
1930	0.0	2.11	5.02	-2.92	51.10
1950	0.0	1.40	5.11	-3.71	42.51
1960	0.0	1.00	5.11	-4.11	38.81
1980	0.0	-0.20	5.00	-5.19	30.25
1995	0.0	-0.74	5.02	-5.76	26.54
2110	0.0	-1.61	5.57	-7.17	19.17
2140	0.0	-2.03	5.64	-7.67	17.11
2170	0.0	-2.60	5.46	-8.06	15.62
2300	0.0	-4.09	4.74	-8.83	13.10
2325	0.0	-4.01	5.14	-9.15	12.17
2350	0.0	-3.83	5.37	-9.20	12.03
2375	0.0	-3.84	5.37	-9.21	12.00
2400	0.0	-4.03	5.37	-9.40	11.48
2500	0.0	-4.31	5.34	-9.66	10.82
2515	0.0	-4.16	5.50	-9.66	10.82
2535	0.0	-3.91	5.59	-9.50	11.23
2555	0.0	-4.00	5.53	-9.53	11.15
2570	0.0	-4.19	5.53	-9.72	10.66
2595	0.0	-4.33	5.48	-9.81	10.45
2620	0.0	-4.89	4.98	-9.88	10.29
2630	0.0	-4.73	4.90	-9.63	10.88
2655	0.0	-4.54	4.91	-9.45	11.35
2680	0.0	-4.00	5.02	-9.02	12.53
2690	0.0	-3.77	5.23	-8.99	12.61
3300	0.0	1.75	5.75	-4.00	39.79



Wireless Device OTA Performance Test Report

Report No. : OQ212659-01A

3320	0.0	2.53	5.95	-3.42	45.51
3340	0.0	3.04	6.20	-3.16	48.35
3360	0.0	3.35	6.28	-2.92	51.00
3380	0.0	3.22	6.11	-2.89	51.43
3320	0.0	2.53	5.95	-3.42	45.51
3550	0.0	2.57	5.35	-2.78	52.75
3600	0.0	2.13	5.08	-2.95	50.72
3700	0.0	1.56	5.23	-3.67	42.92
3800	0.0	1.60	5.55	-3.95	40.26
5150	0.0	5.65	8.39	-2.74	53.20
5250	0.0	4.88	8.65	-3.77	41.96
5725	0.0	1.99	6.99	-5.00	31.63
5850	0.0	-0.86	5.74	-6.61	21.85
5925	0.0	-1.81	6.14	-7.95	16.04
6000	0.0	-2.95	6.43	-9.38	11.53

5. Description for EUT testing position

Place and fix it with tape shown as below.




Fig. 6-1 Test position FS Front View


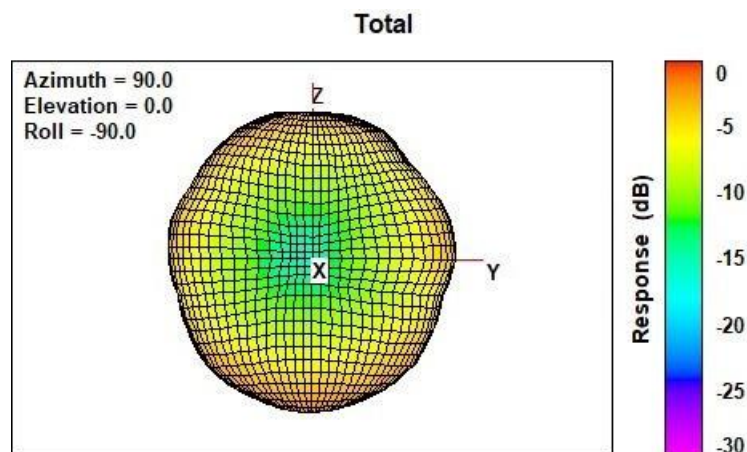
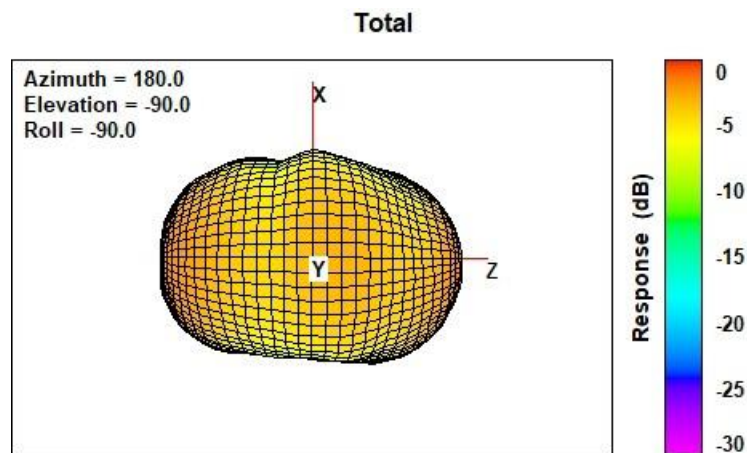
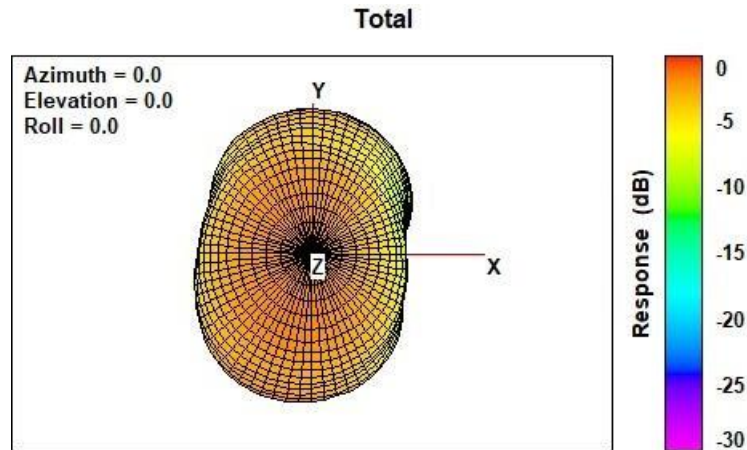


Fig. 6-2 Test position FS Side View

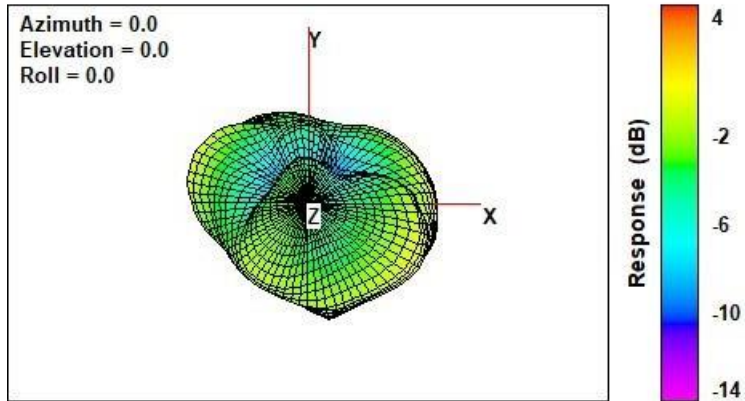
Appendix A Pattern Plots

3D Antenna Pattern

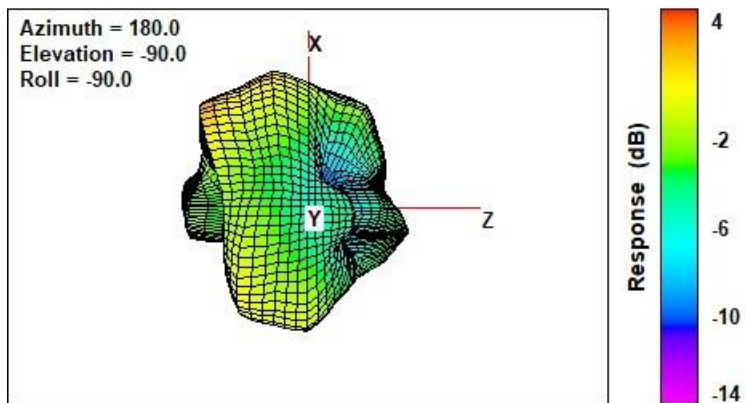


Free Space WWAN LTE FDD 5_849MHz

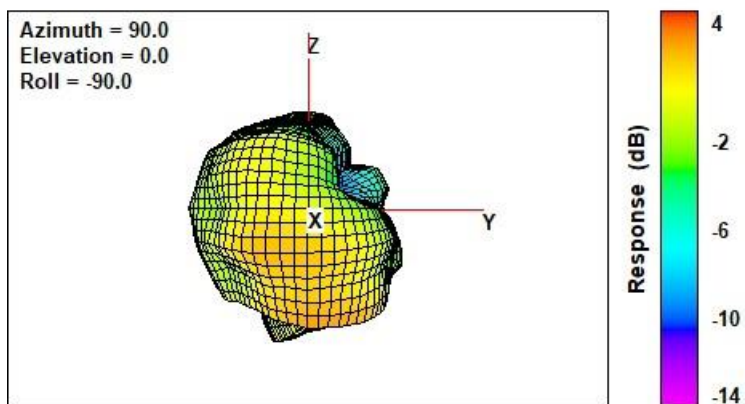
Total



Total

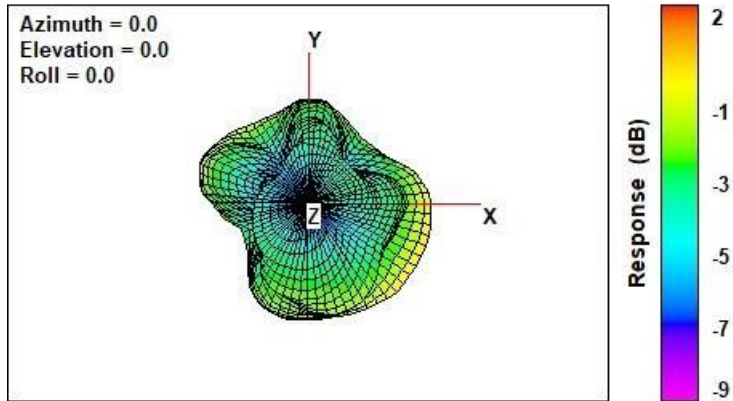


Total

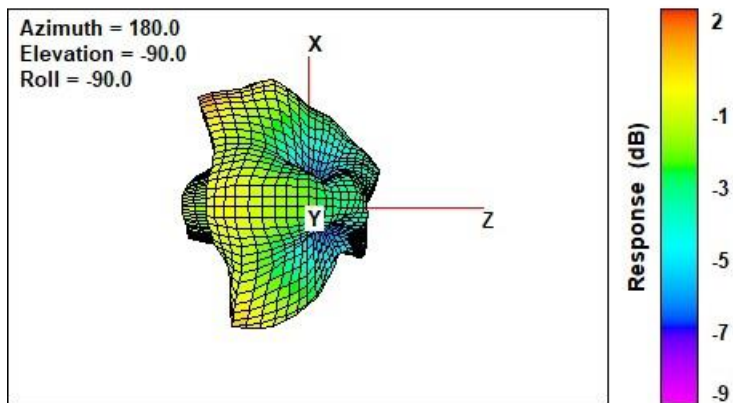


Free Space WWAN LTE FDD 2_1910MHz

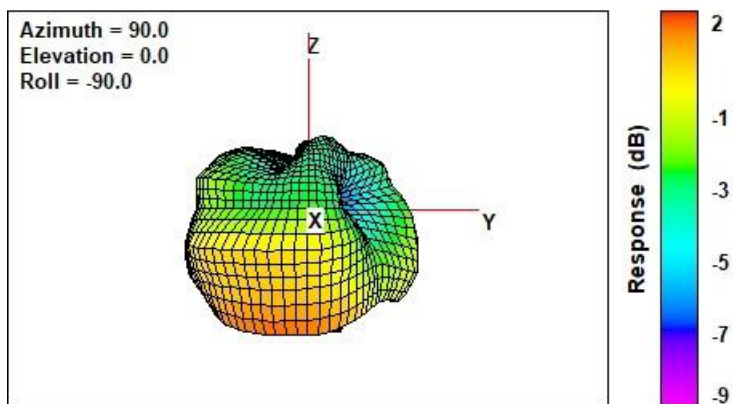
Total



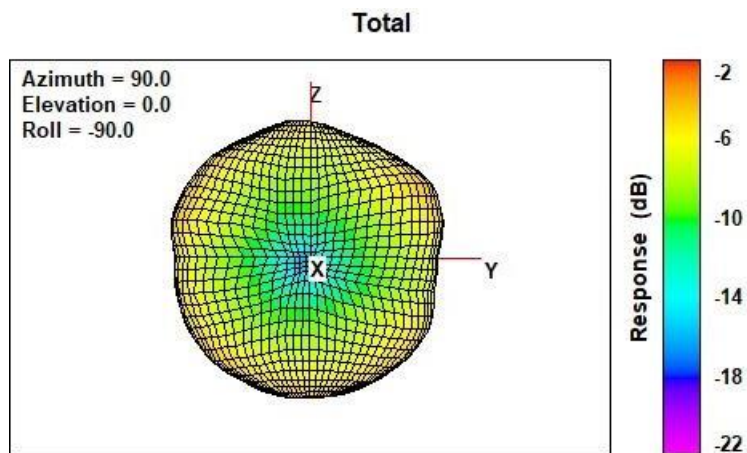
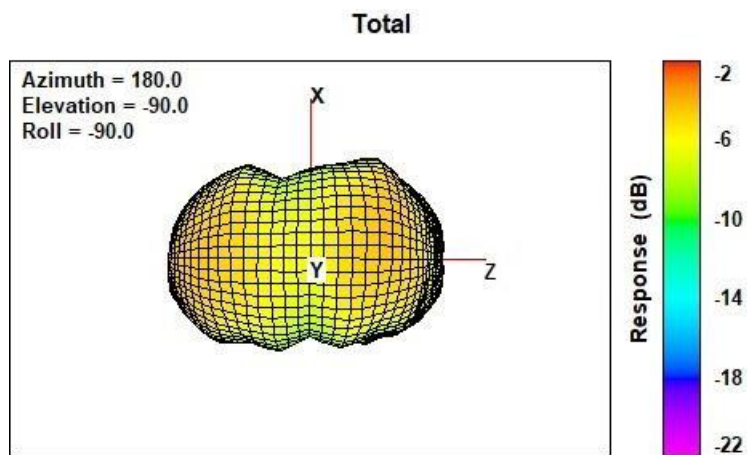
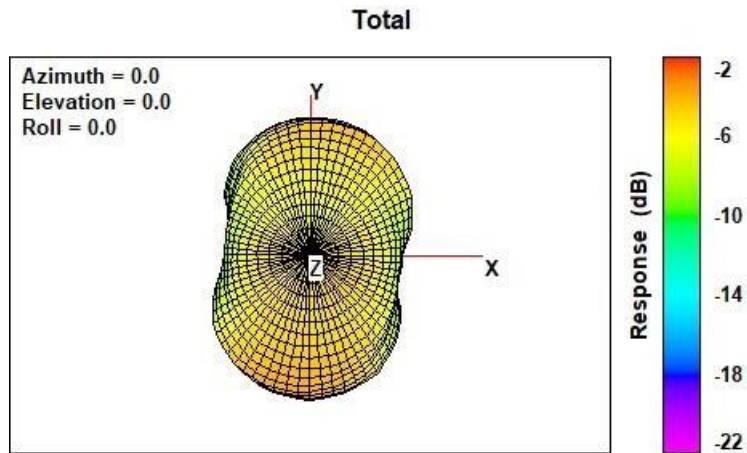
Total



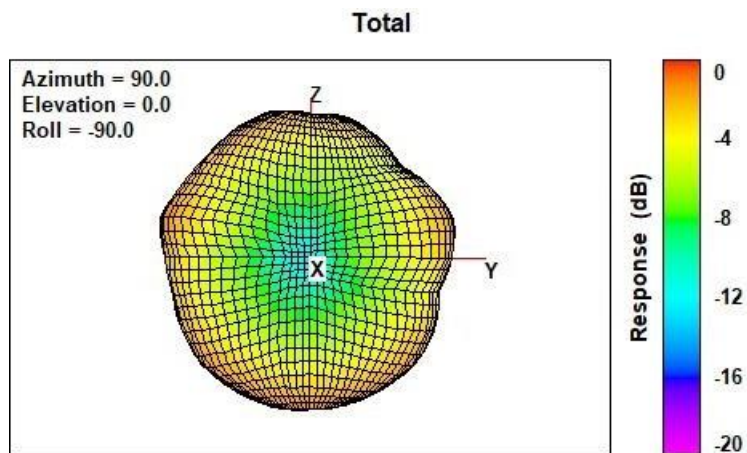
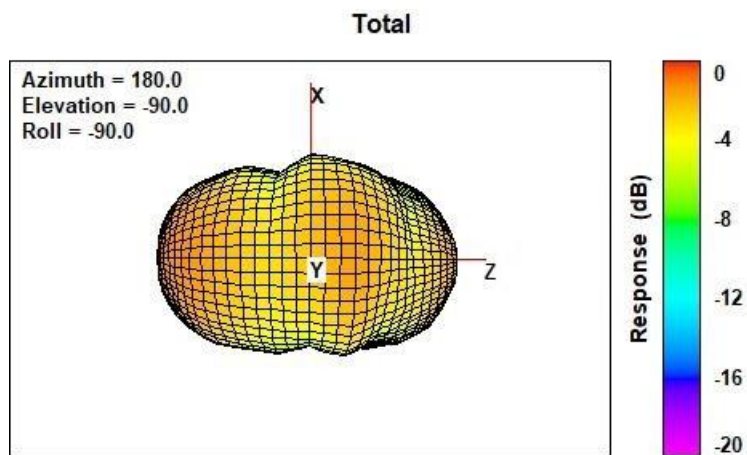
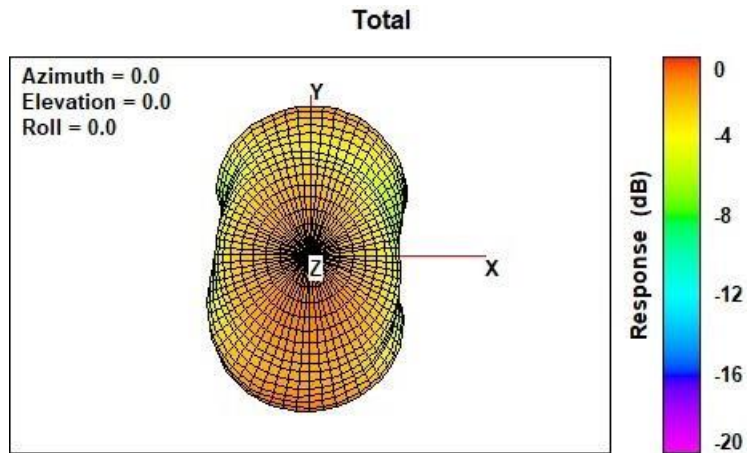
Total



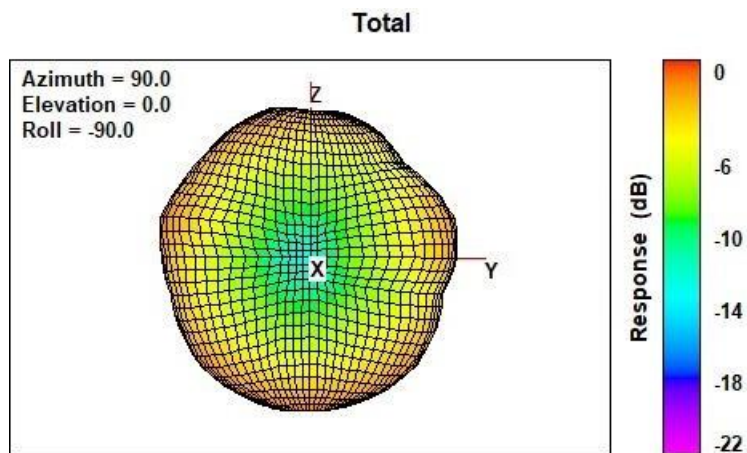
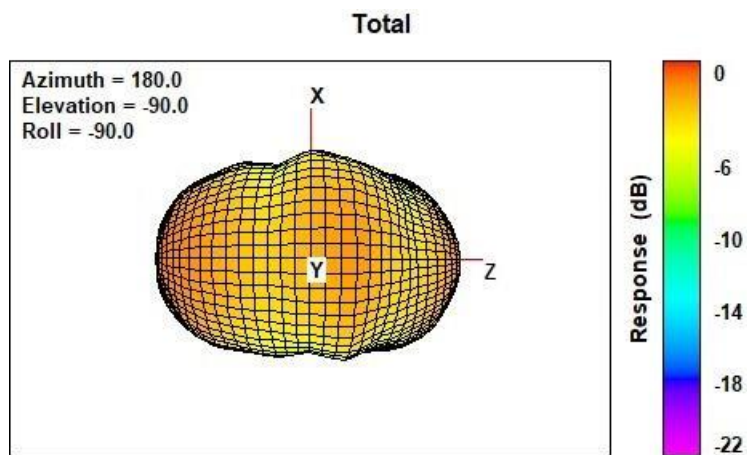
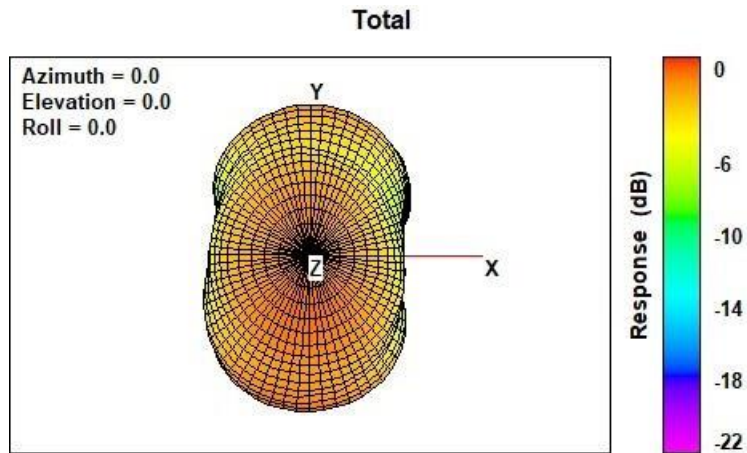
Free Space WWAN LTE FDD 4 1750MHz



Free Space WWAN LTE FDD 12_716MHz

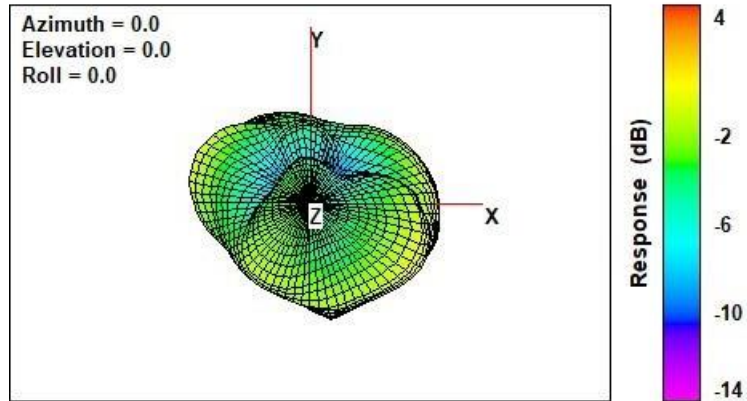


Free Space WWAN LTE FDD 13_782MHz

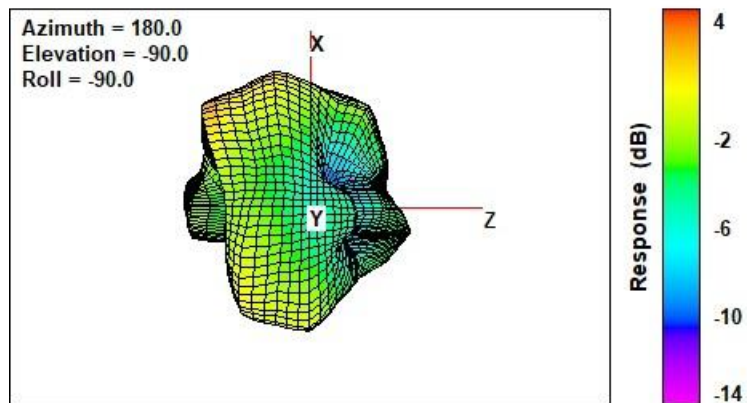


Free Space WWAN LTE FDD 14_791MHz

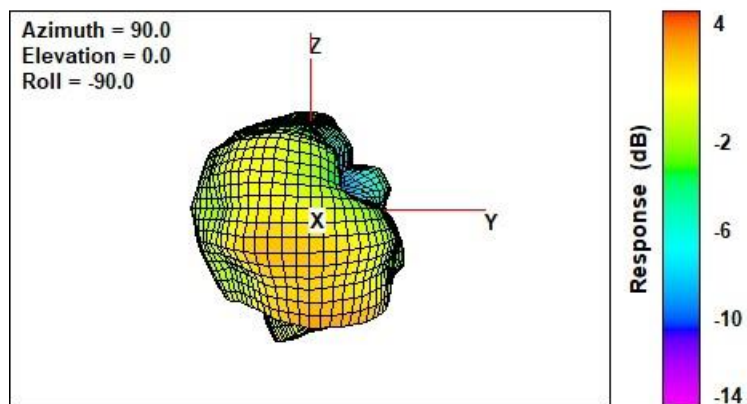
Total



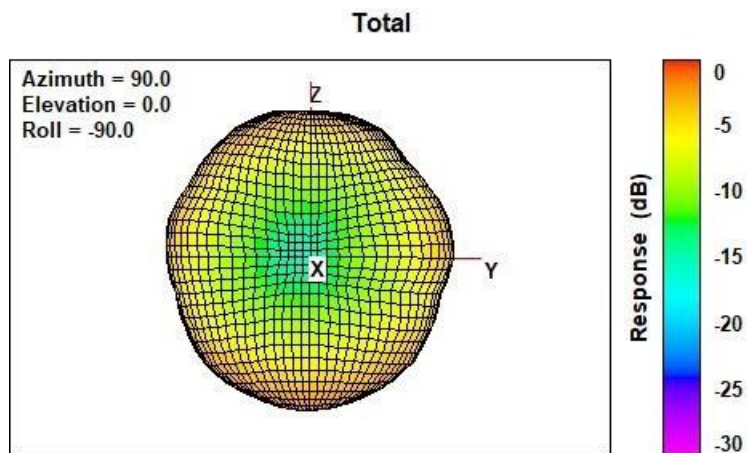
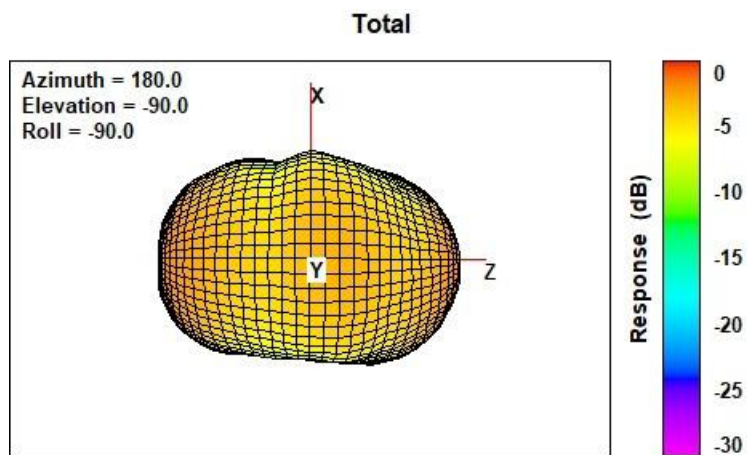
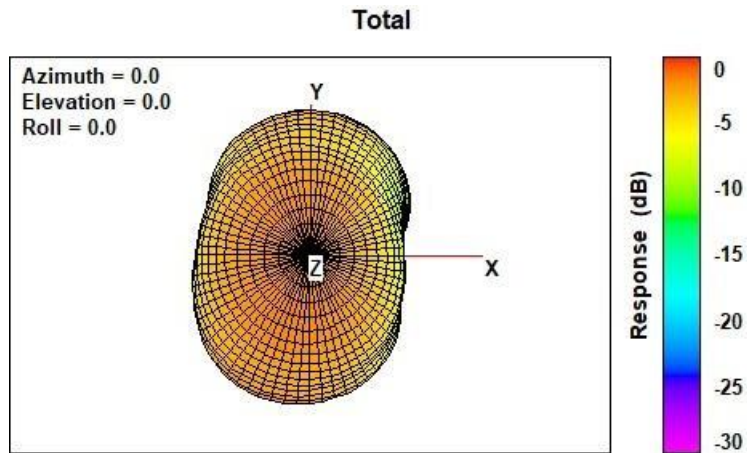
Total



Total

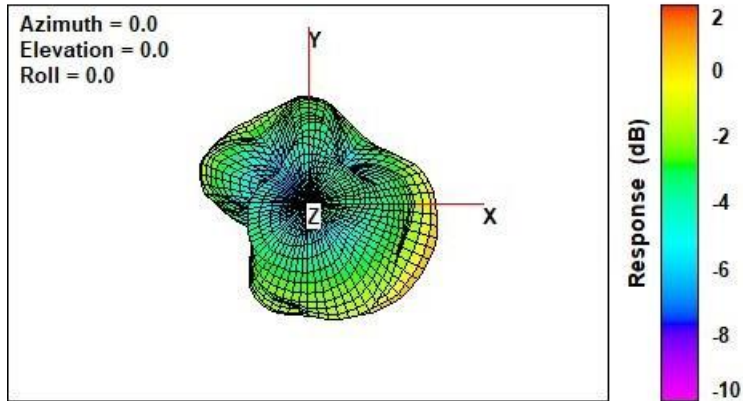


Free Space WWAN LTE FDD 25_1910MHz

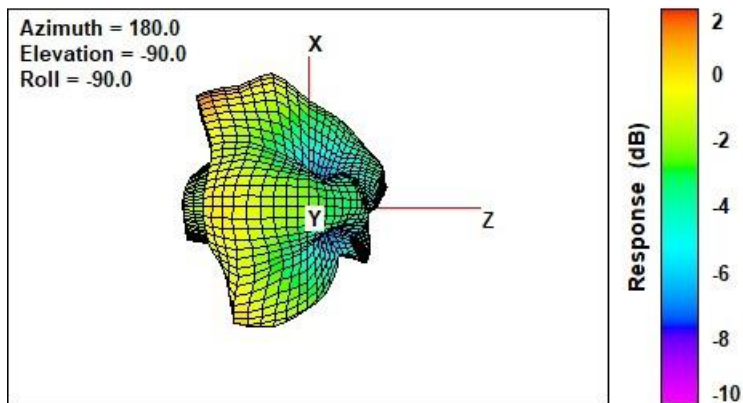


Free Space WWAN LTE FDD 26 849MHz

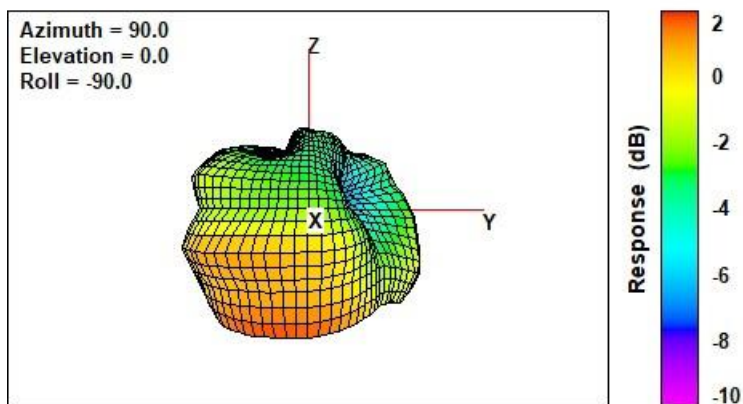
Total



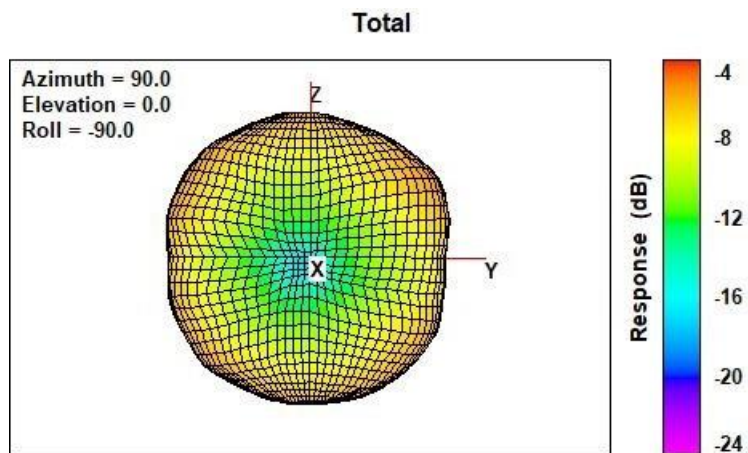
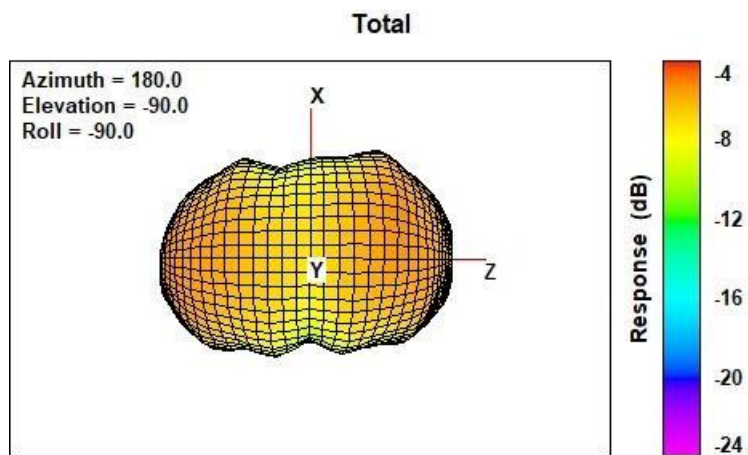
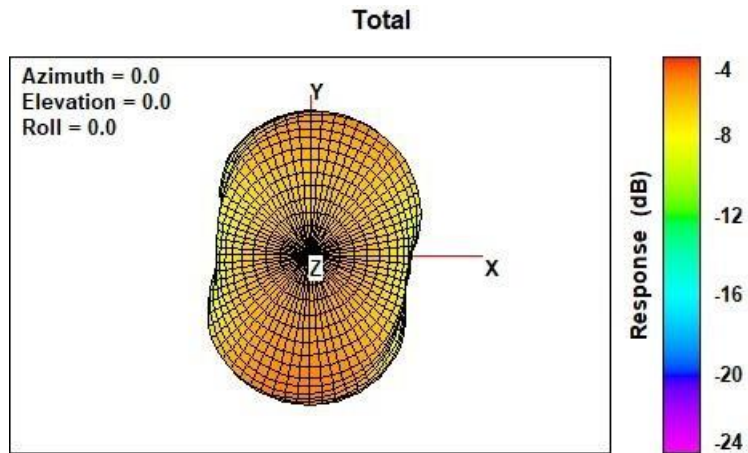
Total



Total



Free Space WWAN LTE FDD 66_1770MHz



Free Space WWAN LTE FDD 71_696MHz