

Plots of System Verification

Appendix A. Plots of System Verification

The plots for system verification are shown as follows.

Plots of System Verification

Measurement Report S01 System Check_H1900_221114 Device under Test Properties

Model, Manufacturer	Dimensions [mm]	IMEI	DUT Type
Dipole	10.0 x 10.0 x 300.0		

Exposure Conditions

Phantom Section, TSL	Position, Test Distance [mm]	Band	Group, UID	Frequency [MHz], Channel Number	Conversion Factor	TSL Conductivity [S/m]	TSL Permittivity
Flat,	,			1900	8.24	1.42	38.1

Hardware Setup

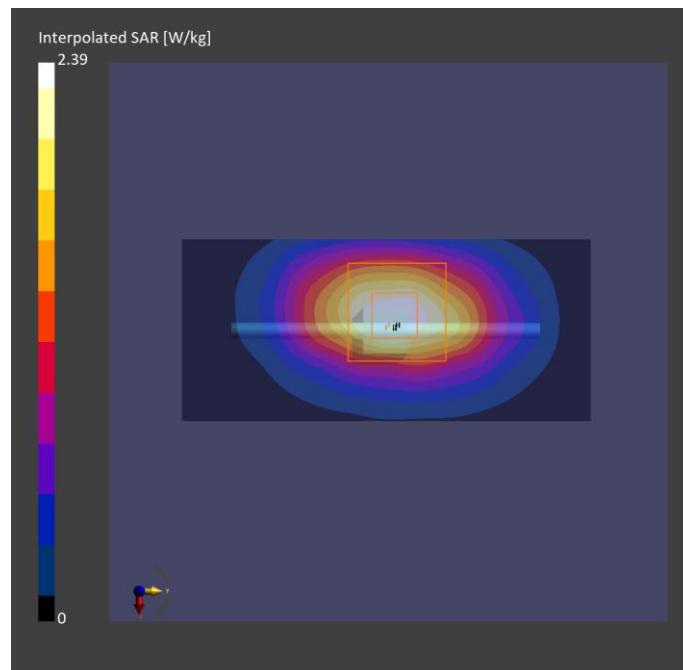
Phantom	TSL, Measured Date	Probe, Calibration Date	DAE, Calibration Date
ELI V8.0 (20deg probe tilt) - 2118	H16T20N5 , 2022-Nov-14	EX3DV4 - SN7554, 2022-07-28	DAE4 Sn1341, 2022-07-19

Scan Setup

	Area Scan	Zoom Scan
Grid Extents [mm]	45.0 x 90.0	30.0 x 30.0 x 30.0
Grid Steps [mm]	15.0 x 15.0	6.0 x 6.0 x 1.5
Sensor Surface [mm]	3.0	1.4

Measurement Results

	Area Scan	Zoom Scan
Date	2022-11-14	2022-11-14
psSAR1g [W/kg]	1.94	1.93
psSAR10g [W/kg]	1.03	1.00
Power Drift [dB]	0.01	-0.01



Plots of System Verification

Measurement Report S02 System Check_H1750_221114 Device under Test Properties

Model, Manufacturer	Dimensions [mm]	IMEI	DUT Type
Dipole	10.0 x 10.0 x 300.0		

Exposure Conditions

Phantom Section, TSL	Position, Test Distance [mm]	Band	Group, UID	Frequency [MHz], Channel Number	Conversion Factor	TSL Conductivity [S/m]	TSL Permittivity
Flat,	,			1750	8.6	1.32	38.4

Hardware Setup

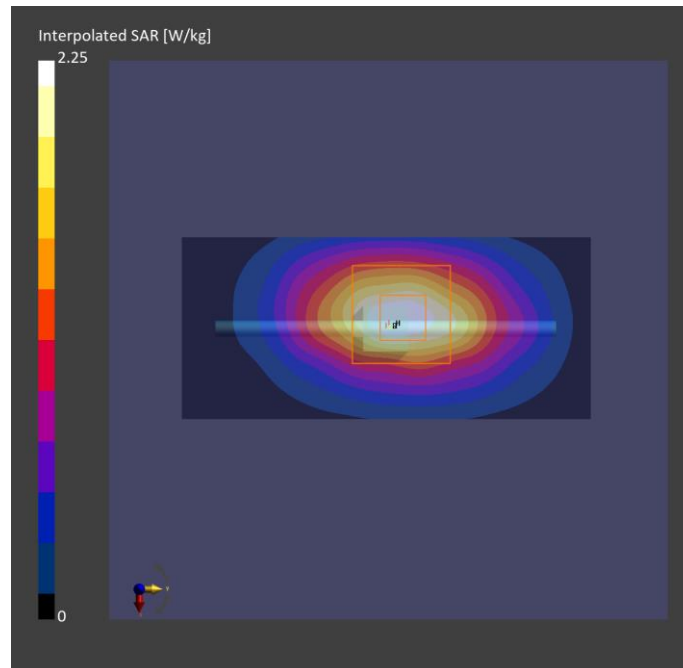
Phantom	TSL, Measured Date	Probe, Calibration Date	DAE, Calibration Date
ELI V8.0 (20deg probe tilt) - 2118	H16T20N5 , 2022-Nov-14	EX3DV4 - SN7554, 2022-07-28	DAE4 Sn1341, 2022-07-19

Scan Setup

	Area Scan	Zoom Scan
Grid Extents [mm]	45.0 x 90.0	30.0 x 30.0 x 30.0
Grid Steps [mm]	15.0 x 15.0	6.0 x 6.0 x 1.5
Sensor Surface [mm]	3.0	1.4

Measurement Results

	Area Scan	Zoom Scan
Date	2022-11-14	2022-11-14
psSAR1g [W/kg]	1.79	1.77
psSAR10g [W/kg]	0.982	0.958
Power Drift [dB]	-0.06	0.00



Plots of System Verification

Measurement Report S03 System Check_H835_221028 Device under Test Properties

Model, Manufacturer	Dimensions [mm]	IMEI	DUT Type
Dipole	10.0 x 10.0 x 300.0		

Exposure Conditions

Phantom Section, TSL	Position, Test Distance [mm]	Band	Group, UID	Frequency [MHz], Channel Number	Conversion Factor	TSL Conductivity [S/m]	TSL Permittivity
Flat,	,			835.0, 0	10.02	0.903	41.6

Hardware Setup

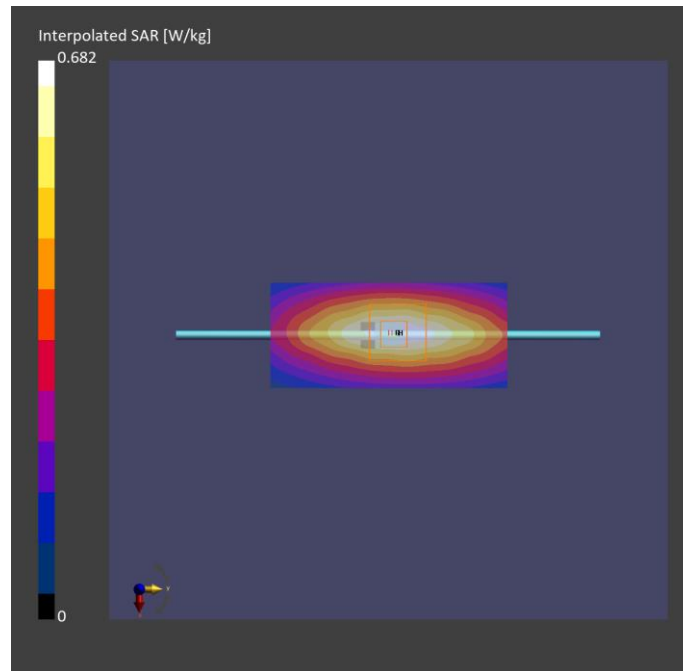
Phantom	TSL, Measured Date	Probe, Calibration Date	DAE, Calibration Date
ELI V5.0 (20deg probe tilt) - 1204	H70T10N0 , 2022-Oct-28	EX3DV4 - SN3971, 2022-01-25	DAE4 Sn1277, 2022-01-19

Scan Setup

	Area Scan	Zoom Scan
Grid Extents [mm]	45.0 x 90.0	30.0 x 30.0 x 30.0
Grid Steps [mm]	15.0 x 15.0	6.0 x 6.0 x 1.5
Sensor Surface [mm]	3.0	1.4

Measurement Results

	Area Scan	Zoom Scan
Date	2022-10-28	2022-10-28
psSAR1g [W/kg]	0.581	0.528
psSAR10g [W/kg]	0.370	0.351
Power Drift [dB]	0.00	0.01



Plots of System Verification

Measurement Report S04 System Check_H1900_221029 Device under Test Properties

Model, Manufacturer	Dimensions [mm]	IMEI	DUT Type
Dipole	10.0 x 10.0 x 300.0		

Exposure Conditions

Phantom Section, TSL	Position, Test Distance [mm]	Band	Group, UID	Frequency [MHz], Channel Number	Conversion Factor	TSL Conductivity [S/m]	TSL Permittivity
Flat,	,			1900.0, 0	8.33	1.46	38.8

Hardware Setup

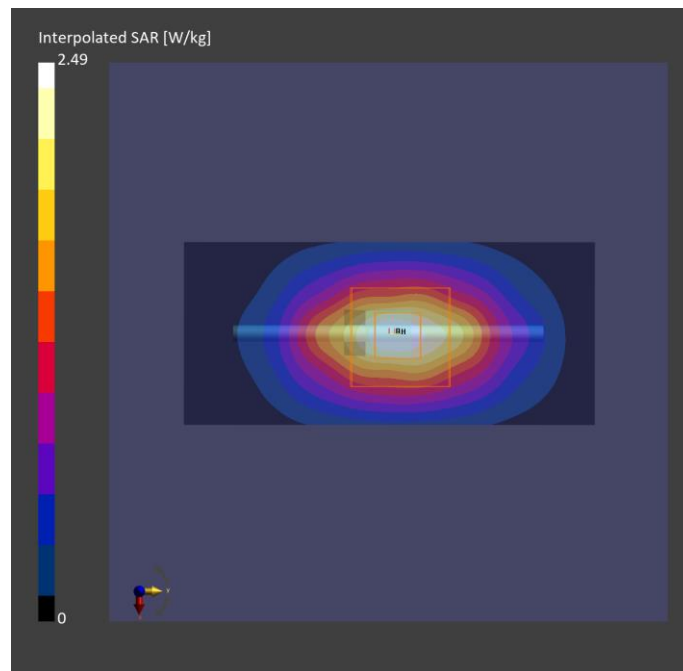
Phantom	TSL, Measured Date	Probe, Calibration Date	DAE, Calibration Date
ELI V5.0 (20deg probe tilt) - 1204	H16T20N1 , 2022-Oct-29	EX3DV4 - SN3971, 2022-01-25	DAE4 Sn1277, 2022-01-19

Scan Setup

	Area Scan	Zoom Scan
Grid Extents [mm]	45.0 x 90.0	30.0 x 30.0 x 30.0
Grid Steps [mm]	15.0 x 15.0	6.0 x 6.0 x 1.5
Sensor Surface [mm]	3.0	1.4

Measurement Results

	Area Scan	Zoom Scan
Date	2022-10-29	2022-10-29
psSAR1g [W/kg]	1.98	1.95
psSAR10g [W/kg]	1.03	1.01
Power Drift [dB]	0.00	-0.01



Plots of System Verification

Measurement Report S05 System Check_H1750_221028 Device under Test Properties

Model, Manufacturer	Dimensions [mm]	IMEI	DUT Type
Dipole	10.0 x 10.0 x 300.0		

Exposure Conditions

Phantom Section, TSL	Position, Test Distance [mm]	Band	Group, UID	Frequency [MHz], Channel Number	Conversion Factor	TSL Conductivity [S/m]	TSL Permittivity
Flat,	,			1750.0, 0	8.72	1.37	39.1

Hardware Setup

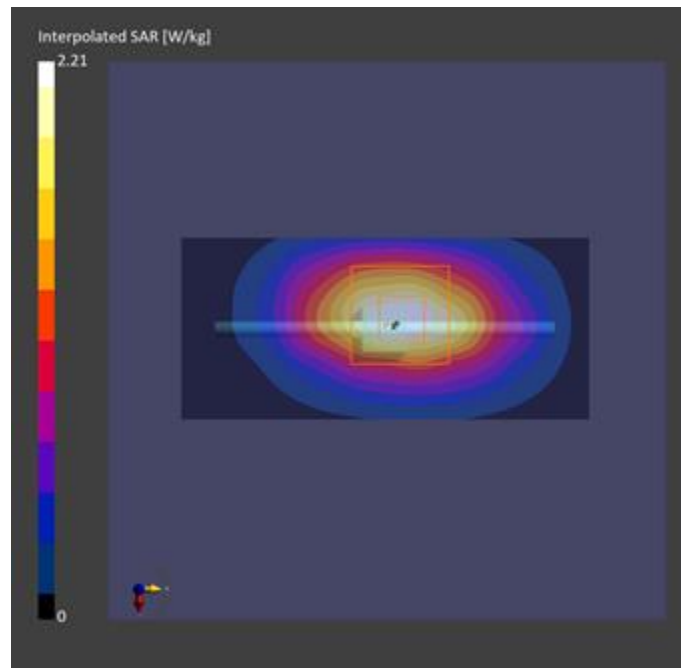
Phantom	TSL, Measured Date	Probe, Calibration Date	DAE, Calibration Date
ELI V5.0 (20deg probe tilt) - 1204	H16T20N1 , 2022-Oct-28	EX3DV4 - SN3971, 2022-01-25	DAE4 Sn1277, 2022-01-19

Scan Setup

	Area Scan	Zoom Scan
Grid Extents [mm]	45.0 x 90.0	30.0 x 30.0 x 30.0
Grid Steps [mm]	15.0 x 15.0	6.0 x 6.0 x 1.5
Sensor Surface [mm]	3.0	1.4

Measurement Results

	Area Scan	Zoom Scan
Date	2022-10-28	2022-10-28
psSAR1g [W/kg]	1.77	1.73
psSAR10g [W/kg]	0.935	0.915
Power Drift [dB]	0.00	0.01



Plots of System Verification

Measurement Report S06 System Check_H835_221028 Device under Test Properties

Model, Manufacturer	Dimensions [mm]	IMEI	DUT Type
Dipole	10.0 x 10.0 x 300.0		

Exposure Conditions

Phantom Section, TSL	Position, Test Distance [mm]	Band	Group, UID	Frequency [MHz], Channel Number	Conversion Factor	TSL Conductivity [S/m]	TSL Permittivity
Flat,	,			835.0, 0	10.02	0.903	41.6

Hardware Setup

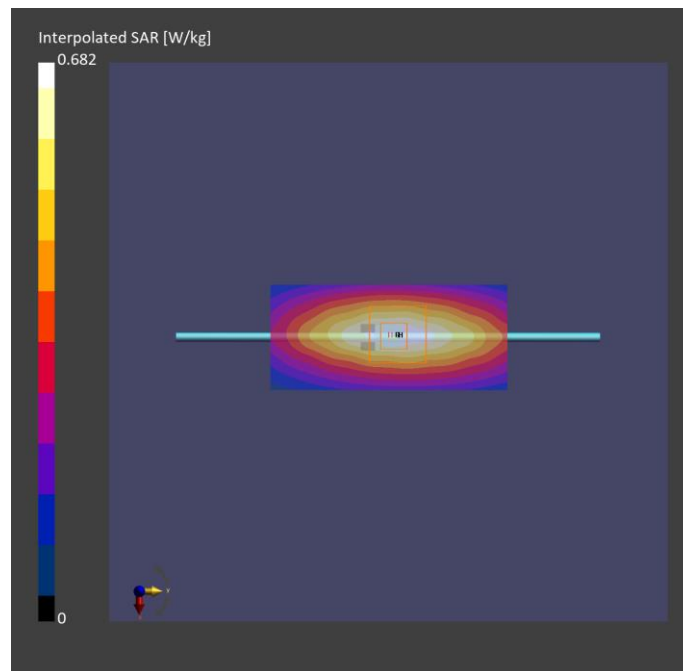
Phantom	TSL, Measured Date	Probe, Calibration Date	DAE, Calibration Date
ELI V5.0 (20deg probe tilt) - 1204	H70T10N0 , 2022-Oct-28	EX3DV4 - SN3971, 2022-01-25	DAE4 Sn1277, 2022-01-19

Scan Setup

	Area Scan	Zoom Scan
Grid Extents [mm]	45.0 x 90.0	30.0 x 30.0 x 30.0
Grid Steps [mm]	15.0 x 15.0	6.0 x 6.0 x 1.5
Sensor Surface [mm]	3.0	1.4

Measurement Results

	Area Scan	Zoom Scan
Date	2022-10-28	2022-10-28
psSAR1g [W/kg]	0.581	0.528
psSAR10g [W/kg]	0.370	0.351
Power Drift [dB]	0.00	0.01



Plots of System Verification

Measurement Report S07 System Check_H2600_221101 Device under Test Properties

Model, Manufacturer	Dimensions [mm]	IMEI	DUT Type
Dipole	10.0 x 10.0 x 300.0		

Exposure Conditions

Phantom Section, TSL	Position, Test Distance [mm]	Band	Group, UID	Frequency [MHz], Channel Number	Conversion Factor	TSL Conductivity [S/m]	TSL Permittivity
Flat				2600	7.23	2.02	37.3

Hardware Setup

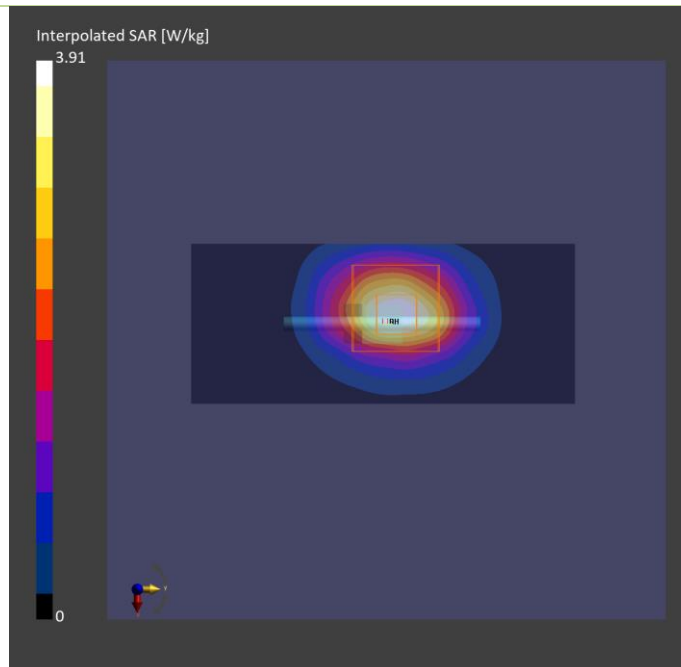
Phantom	TSL, Measured Date	Probe, Calibration Date	DAE, Calibration Date
ELI V8.0 (20deg probe tilt) - 2118	H19T27N1 , 2022-Nov-01	EX3DV4 - SN7554, 2022-07-28	DAE4 Sn1341, 2022-07-19

Scan Setup

	Area Scan	Zoom Scan
Grid Extents [mm]	48.0 x 96.0	30.0 x 30.0 x 30.0
Grid Steps [mm]	12.0 x 12.0	5.0 x 5.0 x 1.5
Sensor Surface [mm]	3.0	1.4

Measurement Results

	Area Scan	Zoom Scan
Date	2022-11-01	2022-11-01
psSAR1g [W/kg]	3.02	3.05
psSAR10g [W/kg]	1.39	1.37
Power Drift [dB]	-0.02	0.01



Plots of System Verification

Measurement Report S08 System Check_H750_221031 Device under Test Properties

Model, Manufacturer	Dimensions [mm]	IMEI	DUT Type
Dipole	10.0 x 10.0 x 300.0		750

Exposure Conditions

Phantom Section, TSL	Position, Test Distance [mm]	Band	Group, UID	Frequency [MHz], Channel Number	Conversion Factor	TSL Conductivity [S/m]	TSL Permittivity
Flat,	,			750.0, 0	10.26	0.895	40.7

Hardware Setup

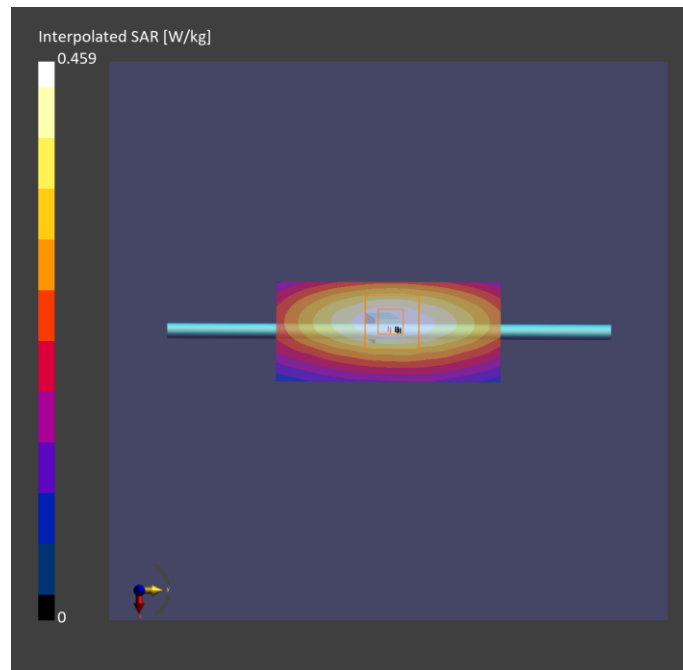
Phantom	TSL, Measured Date	Probe, Calibration Date	DAE, Calibration Date
ELI V5.0 (20deg probe tilt) - 1204	H06T09N1 , 2022-Oct-31	EX3DV4 - SN3971, 2022-01-25	DAE4 Sn1277, 2022-01-19

Scan Setup

	Area Scan	Zoom Scan
Grid Extents [mm]	45.0 x 90.0	30.0 x 30.0 x 30.0
Grid Steps [mm]	15.0 x 15.0	6.0 x 6.0 x 1.5
Sensor Surface [mm]	3.0	1.4

Measurement Results

	Area Scan	Zoom Scan
Date	2022-10-31	2022-10-31
psSAR1g [W/kg]	0.401	0.396
psSAR10g [W/kg]	0.270	0.262
Power Drift [dB]	0.00	0.01



Plots of System Verification

Measurement Report S09 System Check_H750_221031

Device under Test Properties

Model, Manufacturer	Dimensions [mm]	IMEI	DUT Type
Dipole	10.0 x 10.0 x 300.0		750

Exposure Conditions

Phantom Section, TSL	Position, Test Distance [mm]	Band	Group, UID	Frequency [MHz], Channel Number	Conversion Factor	TSL Conductivity [S/m]	TSL Permittivity
Flat,	,			750.0, 0	10.26	0.895	40.7

Hardware Setup

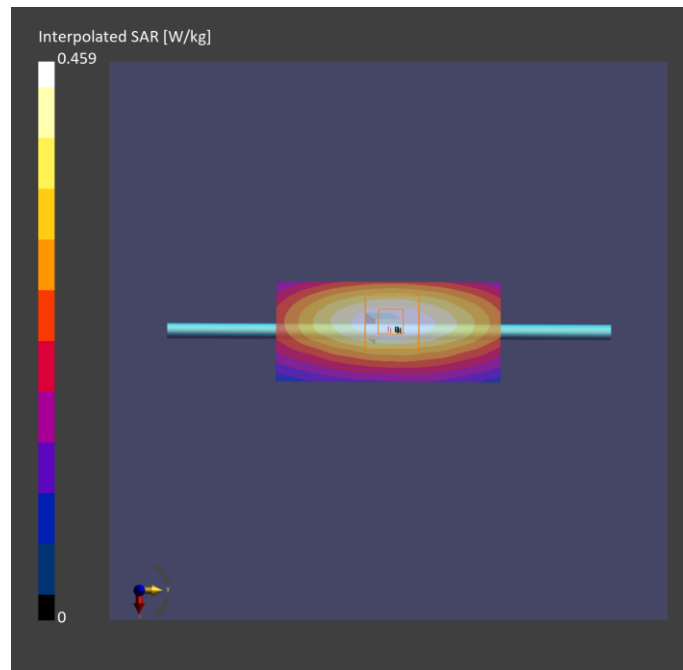
Phantom	TSL, Measured Date	Probe, Calibration Date	DAE, Calibration Date
ELI V5.0 (20deg probe tilt) - 1204	H06T09N1 , 2022-Oct-31	EX3DV4 - SN3971, 2022-01-25	DAE4 Sn1277, 2022-01-19

Scan Setup

	Area Scan	Zoom Scan
Grid Extents [mm]	45.0 x 90.0	30.0 x 30.0 x 30.0
Grid Steps [mm]	15.0 x 15.0	6.0 x 6.0 x 1.5
Sensor Surface [mm]	3.0	1.4

Measurement Results

	Area Scan	Zoom Scan
Date	2022-10-31	2022-10-31
psSAR1g [W/kg]	0.401	0.396
psSAR10g [W/kg]	0.270	0.262
Power Drift [dB]	0.00	0.01



Plots of System Verification

Measurement Report S10 System Check_H750_221031 Device under Test Properties

Model, Manufacturer	Dimensions [mm]	IMEI	DUT Type
Dipole	10.0 x 10.0 x 300.0		750

Exposure Conditions

Phantom Section, TSL	Position, Test Distance [mm]	Band	Group, UID	Frequency [MHz], Channel Number	Conversion Factor	TSL Conductivity [S/m]	TSL Permittivity
Flat,	,			750.0, 0	10.26	0.895	40.7

Hardware Setup

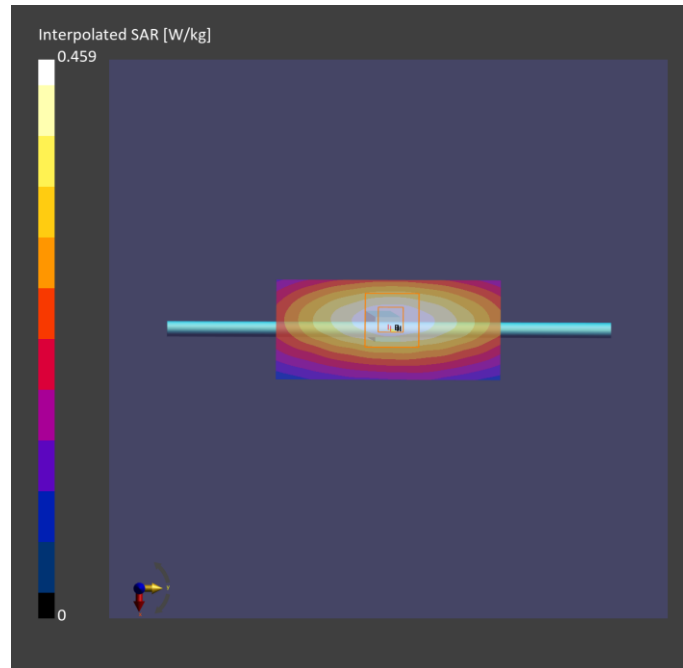
Phantom	TSL, Measured Date	Probe, Calibration Date	DAE, Calibration Date
ELI V5.0 (20deg probe tilt) - 1204	H06T09N1 , 2022-Oct-31	EX3DV4 - SN3971, 2022-01-25	DAE4 Sn1277, 2022-01-19

Scan Setup

	Area Scan	Zoom Scan
Grid Extents [mm]	45.0 x 90.0	30.0 x 30.0 x 30.0
Grid Steps [mm]	15.0 x 15.0	6.0 x 6.0 x 1.5
Sensor Surface [mm]	3.0	1.4

Measurement Results

	Area Scan	Zoom Scan
Date	2022-10-31	2022-10-31
psSAR1g [W/kg]	0.401	0.396
psSAR10g [W/kg]	0.270	0.262
Power Drift [dB]	0.00	0.01



Plots of System Verification

Measurement Report S11 System Check_H1900_221029 Device under Test Properties

Model, Manufacturer	Dimensions [mm]	IMEI	DUT Type
Dipole	10.0 x 10.0 x 300.0		1900

Exposure Conditions

Phantom Section, TSL	Position, Test Distance [mm]	Band	Group, UID	Frequency [MHz], Channel Number	Conversion Factor	TSL Conductivity [S/m]	TSL Permittivity
Flat,	,			1900.0, 0	8.33	1.46	38.8

Hardware Setup

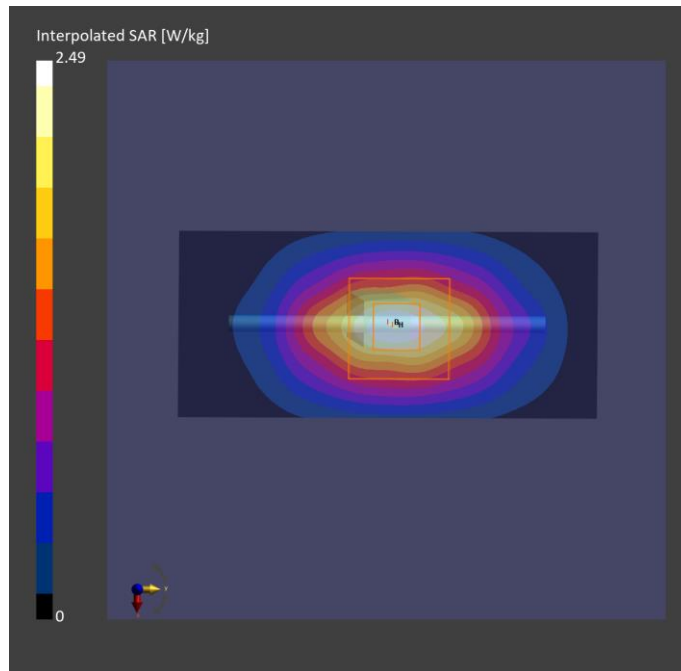
Phantom	TSL, Measured Date	Probe, Calibration Date	DAE, Calibration Date
ELI V5.0 (20deg probe tilt) - 1204	H16T20N1 , 2022-Oct-29	EX3DV4 - SN3971, 2022-01-25	DAE4 Sn1277, 2022-01-19

Scan Setup

	Area Scan	Zoom Scan
Grid Extents [mm]	45.0 x 90.0	30.0 x 30.0 x 30.0
Grid Steps [mm]	15.0 x 15.0	6.0 x 6.0 x 1.5
Sensor Surface [mm]	3.0	1.4

Measurement Results

	Area Scan	Zoom Scan
Date	2022-10-29	2022-10-29
psSAR1g [W/kg]	1.98	1.95
psSAR10g [W/kg]	1.03	1.01
Power Drift [dB]	0.00	-0.01



Plots of System Verification

Measurement Report S12 System Check_H835_221031 Device under Test Properties

Model, Manufacturer	Dimensions [mm]	IMEI	DUT Type
Dipole	10.0 x 10.0 x 300.0		

Exposure Conditions

Phantom Section, TSL	Position, Test Distance [mm]	Band	Group, UID	Frequency [MHz], Channel Number	Conversion Factor	TSL Conductivity [S/m]	TSL Permittivity
Flat,				835	10.01	0.931	40.6

Hardware Setup

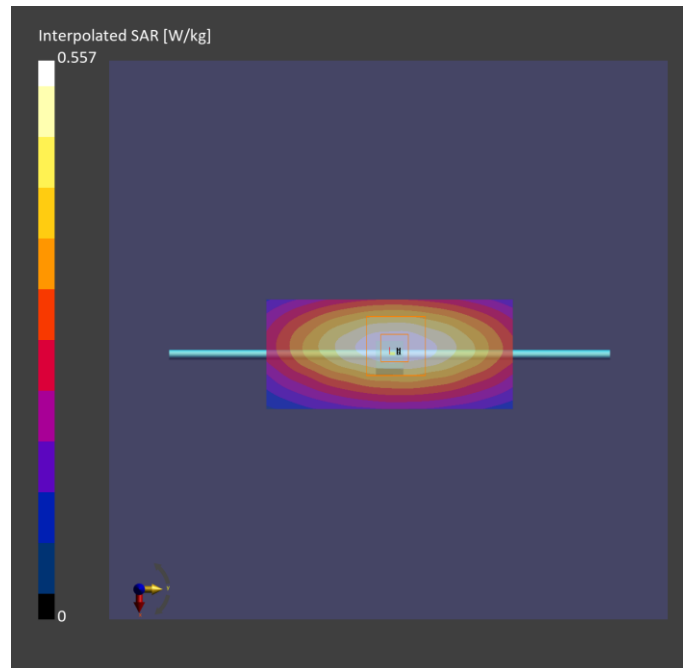
Phantom	TSL, Measured Date	Probe, Calibration Date	DAE, Calibration Date
ELI V8.0 (20deg probe tilt) - 2118	H07T10N1 , 2022-Oct-31	EX3DV4 - SN7554, 2022-07-28	DAE4 Sn1341, 2022-07-19

Scan Setup

	Area Scan	Zoom Scan
Grid Extents [mm]	45.0 x 90.0	30.0 x 30.0 x 30.0
Grid Steps [mm]	10.0 x 15.0	6.0 x 6.0 x 1.5
Sensor Surface [mm]	3.0	1.4

Measurement Results

	Area Scan	Zoom Scan
Date	2022-10-31	2022-10-31
psSAR1g [W/kg]	0.483	0.479
psSAR10g [W/kg]	0.320	0.314
Power Drift [dB]	0.01	0.00



Plots of System Verification

Measurement Report S13 System Check_H2600_221101 Device under Test Properties

Model, Manufacturer	Dimensions [mm]	IMEI	DUT Type
Dipole	10.0 x 10.0 x 300.0		

Exposure Conditions

Phantom Section, TSL	Position, Test Distance [mm]	Band	Group, UID	Frequency [MHz], Channel Number	Conversion Factor	TSL Conductivity [S/m]	TSL Permittivity
Flat				2600	7.23	2.02	37.3

Hardware Setup

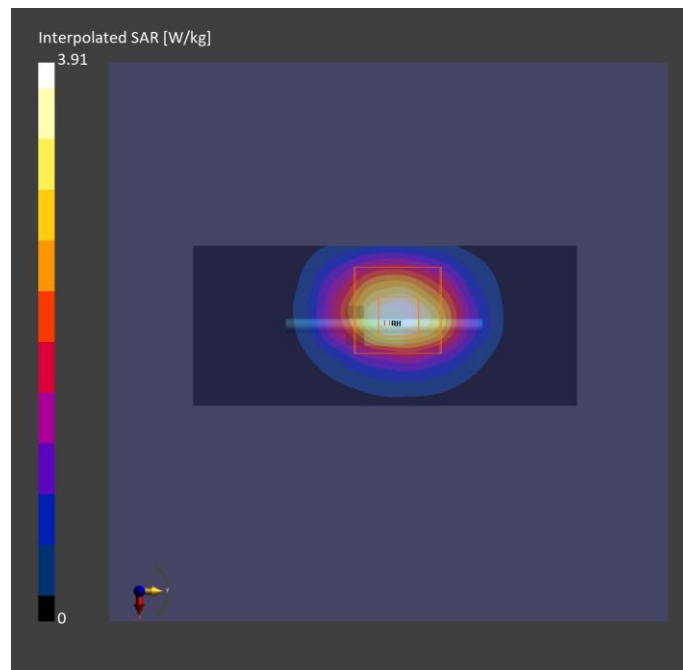
Phantom	TSL, Measured Date	Probe, Calibration Date	DAE, Calibration Date
ELI V8.0 (20deg probe tilt) - 2118	H19T27N1 , 2022-Nov-01	EX3DV4 - SN7554, 2022-07-28	DAE4 Sn1341, 2022-07-19

Scan Setup

	Area Scan	Zoom Scan
Grid Extents [mm]	48.0 x 96.0	30.0 x 30.0 x 30.0
Grid Steps [mm]	12.0 x 12.0	5.0 x 5.0 x 1.5
Sensor Surface [mm]	3.0	1.4

Measurement Results

	Area Scan	Zoom Scan
Date	2022-11-01	2022-11-01
psSAR1g [W/kg]	3.02	3.05
psSAR10g [W/kg]	1.39	1.37
Power Drift [dB]	-0.02	0.01



Plots of System Verification

Measurement Report S14 System Check_H2600_221101 Device under Test Properties

Model, Manufacturer	Dimensions [mm]	IMEI	DUT Type
Dipole	10.0 x 10.0 x 300.0		

Exposure Conditions

Phantom Section, TSL	Position, Test Distance [mm]	Band	Group, UID	Frequency [MHz], Channel Number	Conversion Factor	TSL Conductivity [S/m]	TSL Permittivity
Flat				2600	7.23	2.02	37.3

Hardware Setup

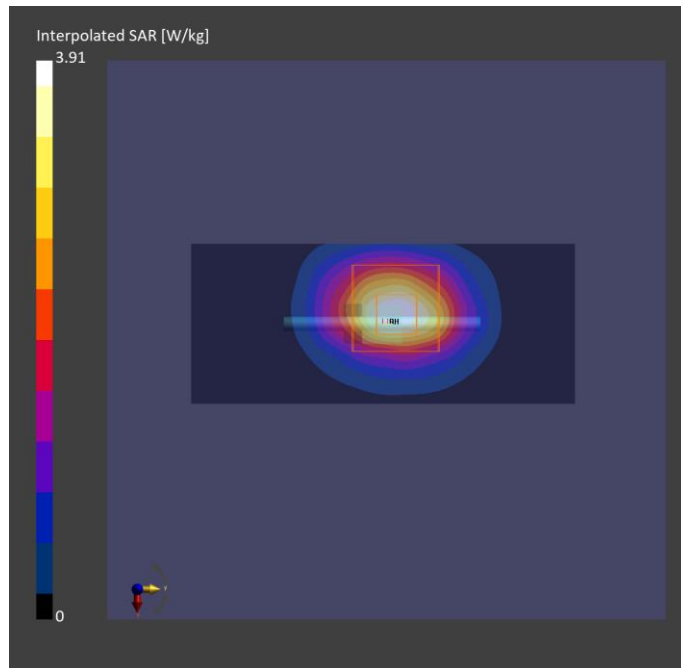
Phantom	TSL, Measured Date	Probe, Calibration Date	DAE, Calibration Date
ELI V8.0 (20deg probe tilt) - 2118	H19T27N1 , 2022-Nov-01	EX3DV4 - SN7554, 2022-07-28	DAE4 Sn1341, 2022-07-19

Scan Setup

	Area Scan	Zoom Scan
Grid Extents [mm]	48.0 x 96.0	30.0 x 30.0 x 30.0
Grid Steps [mm]	12.0 x 12.0	5.0 x 5.0 x 1.5
Sensor Surface [mm]	3.0	1.4

Measurement Results

	Area Scan	Zoom Scan
Date	2022-11-01	2022-11-01
psSAR1g [W/kg]	3.02	3.05
psSAR10g [W/kg]	1.39	1.37
Power Drift [dB]	-0.02	0.01



Plots of System Verification

Measurement Report S15a System Check_H3500_221031 Device under Test Properties

Model, Manufacturer	Dimensions [mm]	IMEI	DUT Type
Dipole	10.0 x 10.0 x 300.0		

Exposure Conditions

Phantom Section, TSL	Position, Test Distance [mm]	Band	Group, UID	Frequency [MHz], Channel Number	Conversion Factor	TSL Conductivity [S/m]	TSL Permittivity
Flat,				3500	6.91	2.86	39.0

Hardware Setup

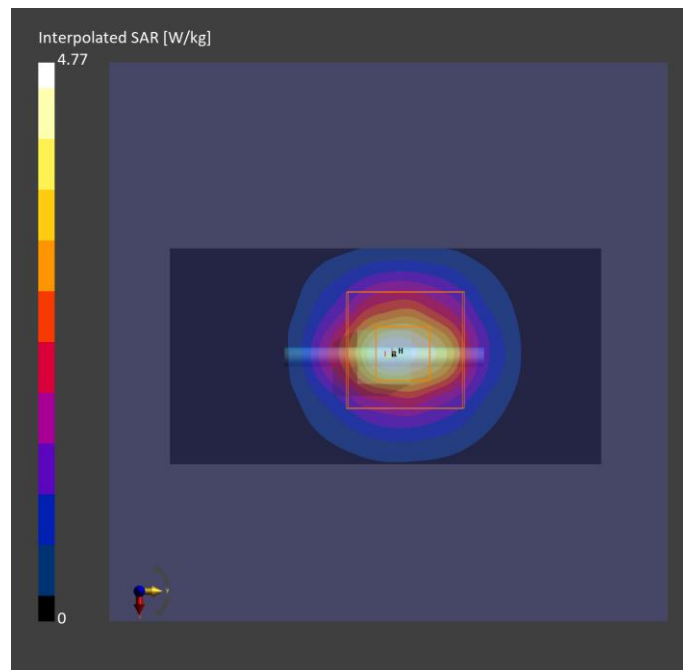
Phantom	TSL, Measured Date	Probe, Calibration Date	DAE, Calibration Date
ELI V8.0 (20deg probe tilt) - 2118	H33T42N1 , 2022-Oct-31	EX3DV4 - SN7554, 2022-07-28	DAE4 Sn1341, 2022-07-19

Scan Setup

	Area Scan	Zoom Scan
Grid Extents [mm]	48.0 x 96.0	28.0 x 28.0 x 28.0
Grid Steps [mm]	12.0 x 12.0	5.0 x 5.0 x 1.4
Sensor Surface [mm]	3.0	1.4

Measurement Results

	Area Scan	Zoom Scan
Date	2022-10-31	2022-10-31
psSAR1g [W/kg]	3.43	3.45
psSAR10g [W/kg]	1.33	1.35
Power Drift [dB]	0.05	0.09



Plots of System Verification

Measurement Report S15b System Check_H3700_221031 Device under Test Properties

Model, Manufacturer	Dimensions [mm]	IMEI	DUT Type
Dipole	10.0 x 10.0 x 300.0		

Exposure Conditions

Phantom Section, TSL	Position, Test Distance [mm]	Band	Group, UID	Frequency [MHz], Channel Number	Conversion Factor	TSL Conductivity [S/m]	TSL Permittivity
Flat,				3700	6.73	3.12	38.3

Hardware Setup

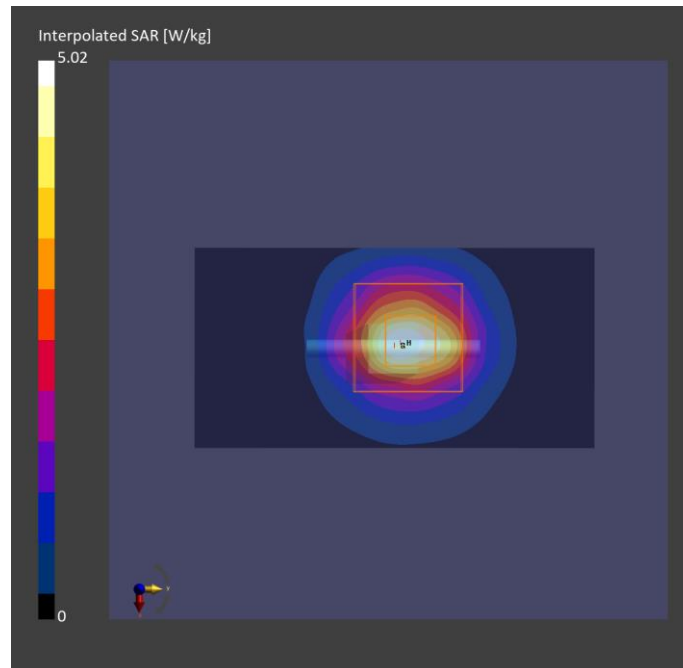
Phantom	TSL, Measured Date	Probe, Calibration Date	DAE, Calibration Date
ELI V8.0 (20deg probe tilt) - 2118	H33T42N1 , 2022-Oct-31	EX3DV4 - SN7554, 2022-07-28	DAE4 Sn1341, 2022-07-19

Scan Setup

	Area Scan	Zoom Scan
Grid Extents [mm]	48.0 x 96.0	28.0 x 28.0 x 28.0
Grid Steps [mm]	12.0 x 12.0	5.0 x 5.0 x 1.4
Sensor Surface [mm]	3.0	1.4

Measurement Results

	Area Scan	Zoom Scan
Date	2022-10-31	2022-10-31
psSAR1g [W/kg]	3.44	3.51
psSAR10g [W/kg]	1.32	1.36
Power Drift [dB]	0.01	0.08



Plots of System Verification

Measurement Report S16 System Check_H1750_221102 Device under Test Properties

Model, Manufacturer	Dimensions [mm]	IMEI	DUT Type
Dipole	10.0 x 10.0 x 300.0		

Exposure Conditions

Phantom Section, TSL	Position, Test Distance [mm]	Band	Group, UID	Frequency [MHz], Channel Number	Conversion Factor	TSL Conductivity [S/m]	TSL Permittivity
Flat,				1750.0,	8.6	1.34	39.0

Hardware Setup

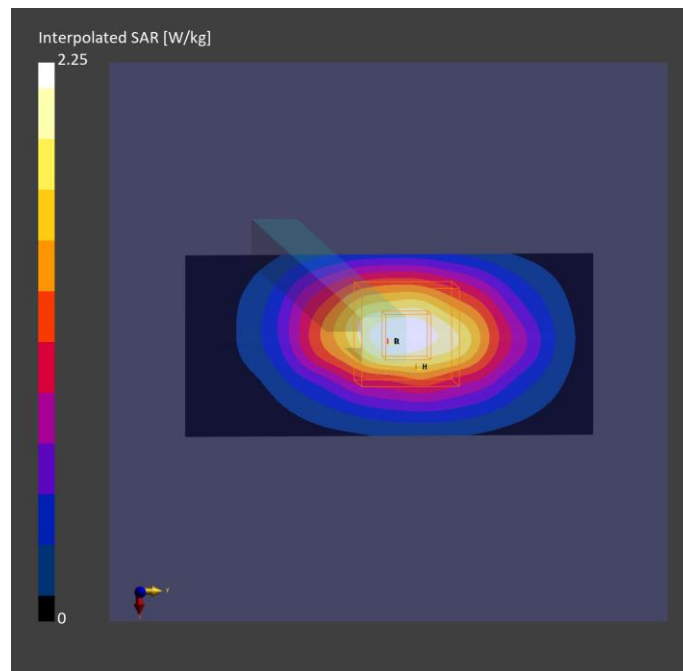
Phantom	TSL, Measured Date	Probe, Calibration Date	DAE, Calibration Date
ELI V8.0 (20deg probe tilt) - 2118	H16T20N1 , 2022-Nov-02	EX3DV4 - SN7554, 2022-07-28	DAE4 Sn1341, 2022-07-19

Scan Setup

	Area Scan	Zoom Scan
Grid Extents [mm]	45.0 x 90.0	30.0 x 30.0 x 30.0
Grid Steps [mm]	15.0 x 15.0	6.0 x 6.0 x 1.5
Sensor Surface [mm]	3.0	1.4

Measurement Results

	Area Scan	Zoom Scan
Date	2022-11-02	2022-11-02
psSAR1g [W/kg]	1.83	1.82
psSAR10g [W/kg]	0.994	0.973
Power Drift [dB]	-0.06	0.01



Plots of System Verification

Measurement Report S17 System Check_H750_221031 Device under Test Properties

Model, Manufacturer	Dimensions [mm]	IMEI	DUT Type
Dipole	10.0 x 10.0 x 300.0		

Exposure Conditions

Phantom Section, TSL	Position, Test Distance [mm]	Band	Group, UID	Frequency [MHz], Channel Number	Conversion Factor	TSL Conductivity [S/m]	TSL Permittivity
Flat,				750.0,	10.48	0.899	40.9

Hardware Setup

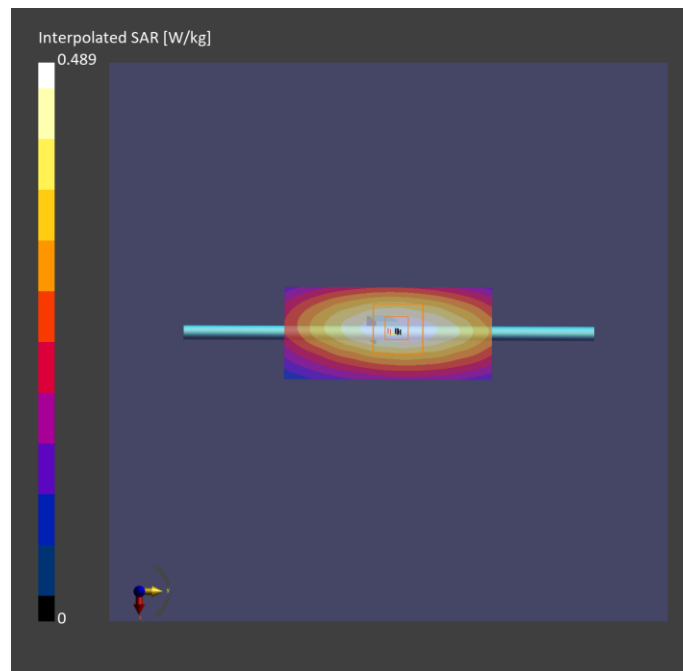
Phantom	TSL, Measured Date	Probe, Calibration Date	DAE, Calibration Date
ELI V8.0 (20deg probe tilt) - 2118	H06T09N1 , 2022-Oct-31	EX3DV4 - SN7554, 2022-07-28	DAE4 Sn1341, 2022-07-19

Scan Setup

	Area Scan	Zoom Scan
Grid Extents [mm]	45.0 x 90.0	30.0 x 30.0 x 30.0
Grid Steps [mm]	15.0 x 15.0	6.0 x 6.0 x 1.5
Sensor Surface [mm]	3.0	1.4

Measurement Results

	Area Scan	Zoom Scan
Date	2022-10-31	2022-10-31
psSAR1g [W/kg]	0.431	0.426
psSAR10g [W/kg]	0.288	0.283
Power Drift [dB]	0.02	0.05



Plots of System Verification

Measurement Report for Device

S18 System Check_H2450_221019

Device under Test Properties

Model, Manufacturer	Dimensions [mm]	IMEI	DUT Type
Diopie	10.0 x 10.0 x 300.0		

Exposure Conditions

Phantom Section, TSL	Position, Test Distance [mm]	Band	Group, UID	Frequency [MHz], Channel Number	Conversion Factor	TSL Conductivity [S/m]	TSL Permittivity
Flat,	,			2450	7.89	1.88	38.3

Hardware Setup

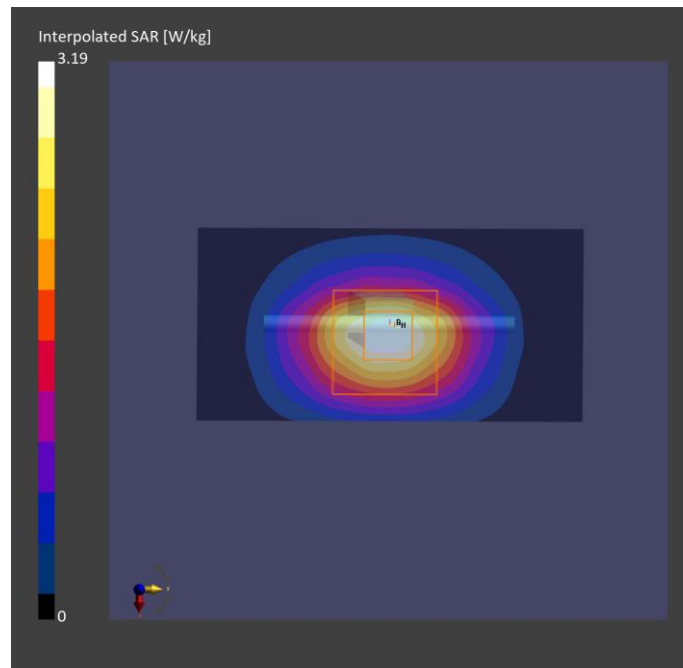
Phantom	TSL, Measured Date	Probe, Calibration Date	DAE, Calibration Date
ELI V8.0 (20deg probe tilt) - 2105	H19T27N1, 2022-Oct-19	EX3DV4 - SN7472, 2022-05-27	DAE3 Sn579, 2022-06-01

Scan Setup

	Area Scan	Zoom Scan
Grid Extents [mm]	48.0 x 96.0	30.0 x 30.0 x 30.0
Grid Steps [mm]	12.0 x 12.0	5.0 x 5.0 x 1.5
Sensor Surface [mm]	3.0	1.4

Measurement Results

	Area Scan	Zoom Scan
Date	2022-10-19	2022-10-19
psSAR1g [W/kg]	2.48	2.59
psSAR10g [W/kg]	1.20	1.23
Power Drift [dB]	-0.01	-0.02



Plots of System Verification

Measurement Report for Device

S19 System Check_H5250_221020

Device under Test Properties

Model, Manufacturer	Dimensions [mm]	IMEI	DUT Type
Diopie	10.0 x 10.0 x 300.0		

Exposure Conditions

Phantom Section, TSL	Position, Test Distance [mm]	Band	Group, UID	Frequency [MHz], Channel Number	Conversion Factor	TSL Conductivity [S/m]	TSL Permittivity
Flat,	,			5250	5.89	4.66	35.6

Hardware Setup

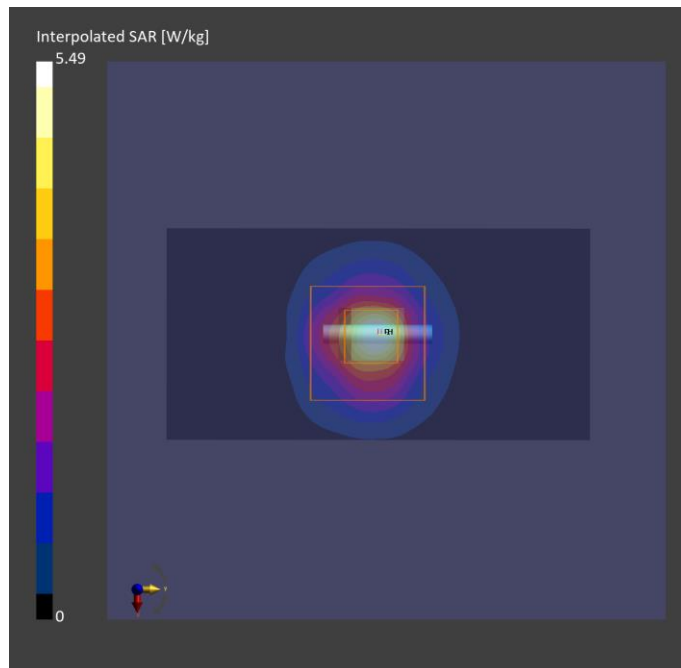
Phantom	TSL, Measured Date	Probe, Calibration Date	DAE, Calibration Date
ELI V8.0 (20deg probe tilt) - 2105	H34T60N1, 2022-Oct-20	EX3DV4 - SN7472, 2022-05-27	DAE3 Sn579, 2022-06-01

Scan Setup

	Area Scan	Zoom Scan
Grid Extents [mm]	40.0 x 80.0	22.0 x 22.0 x 22.0
Grid Steps [mm]	10.0 x 10.0	4.0 x 4.0 x 1.4
Sensor Surface [mm]	3.0	1.4

Measurement Results

	Area Scan	Zoom Scan
Date	2022-10-20	2022-10-20
psSAR1g [W/kg]	3.45	3.79
psSAR10g [W/kg]	1.01	1.12
Power Drift [dB]	-0.01	-0.01



Plots of System Verification

Measurement Report for Device

S20 System Check_H5600_221020

Device under Test Properties

Model, Manufacturer	Dimensions [mm]	IMEI	DUT Type
Dipole	10.0 x 10.0 x 300.0		

Exposure Conditions

Phantom Section, TSL	Position, Test Distance [mm]	Band	Group, UID	Frequency [MHz], Channel Number	Conversion Factor	TSL Conductivity [S/m]	TSL Permittivity
Flat,	,			5600	4.61	5.14	36.7

Hardware Setup

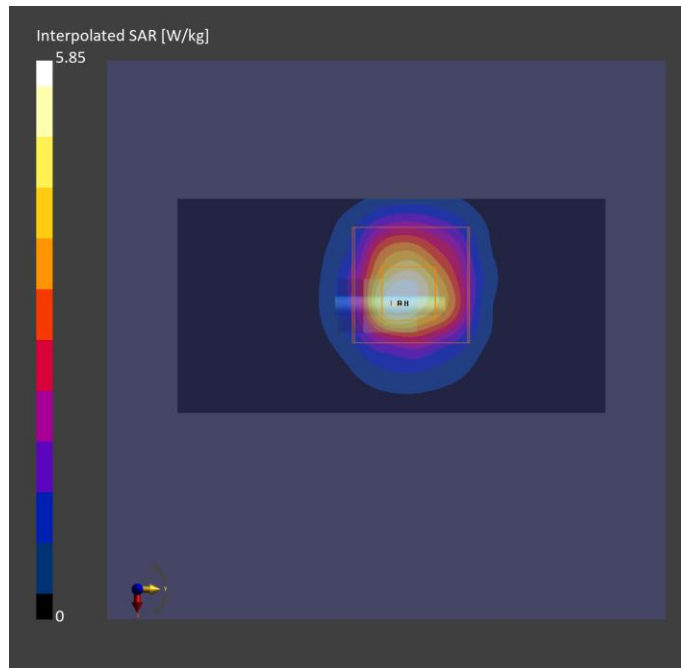
Phantom	TSL, Measured Date	Probe, Calibration Date	DAE, Calibration Date
ELI V8.0 (20deg probe tilt) - 2118	H34T60N1, 2022-Oct-20	EX3DV4 - SN7554, 2022-07-28	DAE4 Sn1341, 2022-07-19

Scan Setup

	Area Scan	Zoom Scan
Grid Extents [mm]	40.0 x 80.0	22.0 x 22.0 x 22.0
Grid Steps [mm]	10.0 x 10.0	4.0 x 4.0 x 1.4
Sensor Surface [mm]	3.0	1.4

Measurement Results

	Area Scan	Zoom Scan
Date	2022-10-20	2022-10-20
psSAR1g [W/kg]	4.11	4.52
psSAR10g [W/kg]	1.29	1.28
Power Drift [dB]	-0.01	-0.04



Plots of System Verification

Measurement Report for Device

S21 System Check_H5750_221020

Device under Test Properties

Model, Manufacturer	Dimensions [mm]	IMEI	DUT Type
Dipole	10.0 x 10.0 x 300.0		

Exposure Conditions

Phantom Section, TSL	Position, Test Distance [mm]	Band	Group, UID	Frequency [MHz], Channel Number	Conversion Factor	TSL Conductivity [S/m]	TSL Permittivity
Flat,	,			5750	4.79	5.28	36.3

Hardware Setup

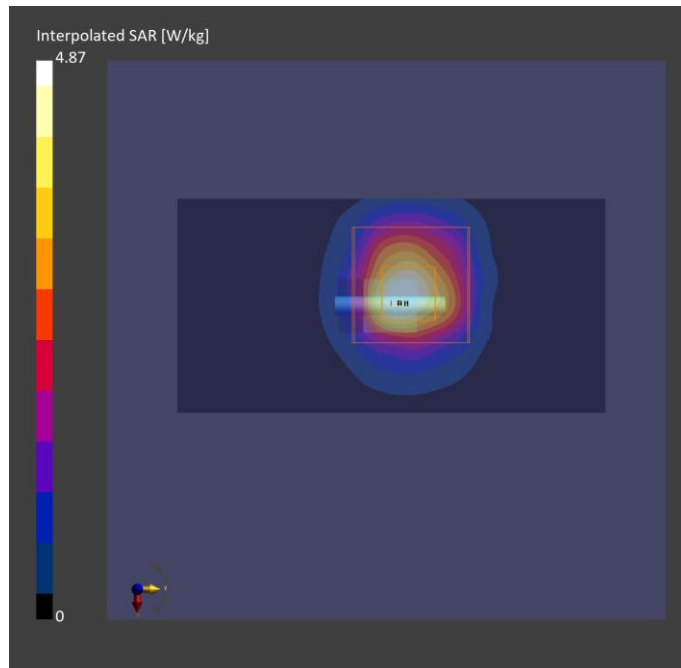
Phantom	TSL, Measured Date	Probe, Calibration Date	DAE, Calibration Date
ELI V8.0 (20deg probe tilt) - 2118	H34T60N1 , 2022-Oct-20	EX3DV4 - SN7554, 2022-07-28	DAE4 Sn1341, 2022-07-19

Scan Setup

	Area Scan	Zoom Scan
Grid Extents [mm]	40.0 x 80.0	22.0 x 22.0 x 22.0
Grid Steps [mm]	10.0 x 10.0	4.0 x 4.0 x 1.4
Sensor Surface [mm]	3.0	1.4

Measurement Results

	Area Scan	Zoom Scan
Date	2022-10-20	2022-10-20
psSAR1g [W/kg]	3.45	3.89
psSAR10g [W/kg]	1.07	1.11
Power Drift [dB]	-0.01	0.00



Plots of System Verification

Measurement Report for Device

S22 System Check_H2450_221019

Device under Test Properties

Model, Manufacturer	Dimensions [mm]	IMEI	DUT Type
Diopie	10.0 x 10.0 x 300.0		

Exposure Conditions

Phantom Section, TSL	Position, Test Distance [mm]	Band	Group, UID	Frequency [MHz], Channel Number	Conversion Factor	TSL Conductivity [S/m]	TSL Permittivity
Flat,	,			2450	7.89	1.88	38.3

Hardware Setup

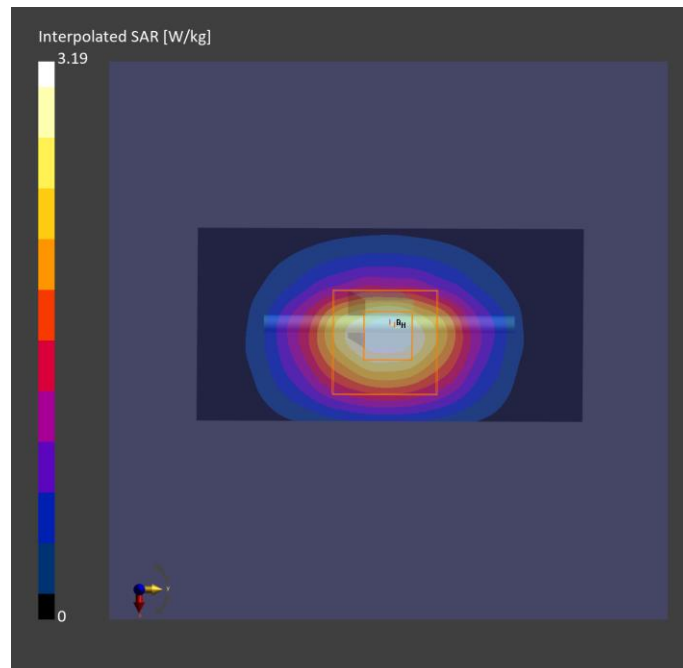
Phantom	TSL, Measured Date	Probe, Calibration Date	DAE, Calibration Date
ELI V8.0 (20deg probe tilt) - 2105	H19T27N1 , 2022-Oct-19	EX3DV4 - SN7472, 2022-05-27	DAE3 Sn579, 2022-06-01

Scan Setup

	Area Scan	Zoom Scan
Grid Extents [mm]	48.0 x 96.0	30.0 x 30.0 x 30.0
Grid Steps [mm]	12.0 x 12.0	5.0 x 5.0 x 1.5
Sensor Surface [mm]	3.0	1.4

Measurement Results

	Area Scan	Zoom Scan
Date	2022-10-19	2022-10-19
psSAR1g [W/kg]	2.48	2.59
psSAR10g [W/kg]	1.20	1.23
Power Drift [dB]	-0.01	-0.02



Plots of System Verification

Measurement Report for Device,

S23 System Check H6.5GHz_221019

Device under Test Properties

Model, Manufacturer	Dimensions [mm]	IMEI	DUT Type
Dipole	50.0 x 10.0 x 8.0		

Exposure Conditions

Phantom Section, TSL	Position, Test Distance [mm]	Band	Group, UID	Frequency [MHz], Channel Number	Conversion Factor	TSL Conductivity [S/m]	TSL Permittivity
Flat,	,		,	6500	5.45	6.07	34.8

Hardware Setup

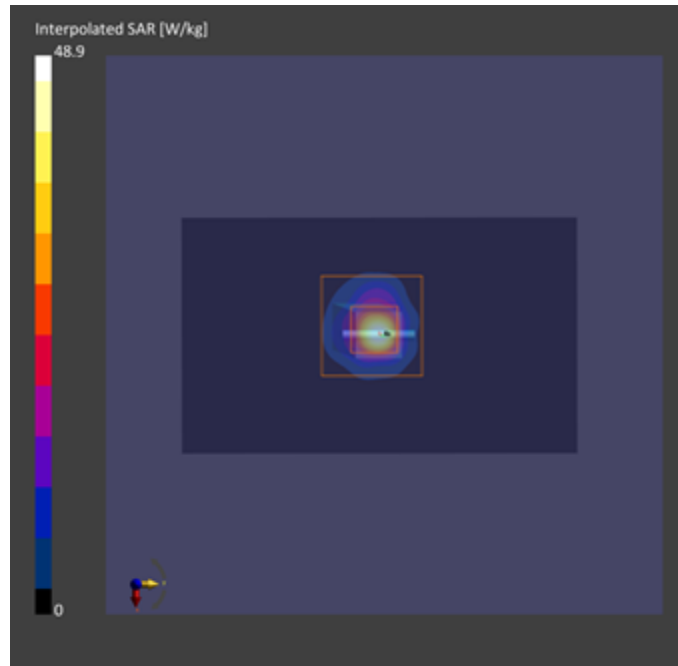
Phantom	TSL, Measured Date	Probe, Calibration Date	DAE, Calibration Date
ELI V5.0 (20deg probe tilt) - 1245	H50T72N1, 2022-Oct-19	EX3DV4 - SN7537, 2022-04-27	DAE4 Sn1585, 2022-04-21

Scan Setup

	Area Scan	Zoom Scan
Grid Extents [mm]	45.0 x 90.0	22.0 x 22.0 x 22.0
Grid Steps [mm]	7.5 x 7.5	3.4 x 3.4 x 1.4
Sensor Surface [mm]	3.0	1.4

Measurement Results

	Area Scan	Zoom Scan
Date	2022-10-19	2022-10-19
psSAR1g [W/kg]	25.5	29.9
psSAR10g [W/kg]	5.03	5.48
psPDab (1.0cm2, sq)[W/m2]		299
psPDab (4.0cm2, sq)[W/m2]		134
Power Drift [dB]	0.01	-0.03



Plots of System Verification

Test Lab: Bureau Veritas ADT SAR/HAC/PD Testing Lab

Power Density Plot No.:

S23 PD_System Check_10 GHz_221108

Device under Test Properties

Name, Manufacturer	Dimensions [mm]	IMEI	DUT Type
SPEAG, 5G Verification Source	100.0 x 100.0 x 170.0	SN: 1025	

Exposure Conditions

Phantom Section	Position, Test Distance [mm]	Band	Group, UID	Frequency [MHz], Channel Number	Conversion Factor
5GAir	FRONT 10.0	Validation band	CW 0	10000.0 10000	1.0

Hardware Setup

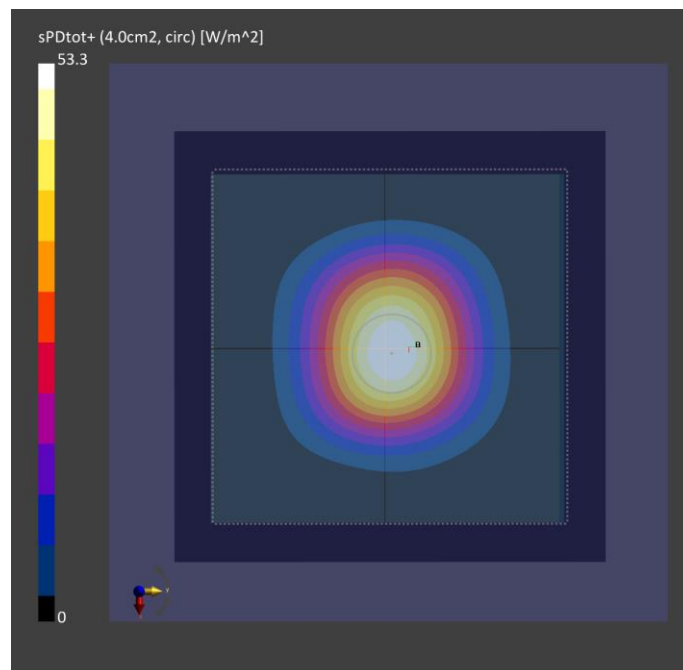
Phantom	Medium	Probe, Calibration Date	DAE, Calibration Date
mmWave	Air---	EUmmWV4 - SN9438_F1-55GHz, 2022-07-18	DAE4 Sn1585, 2022-04-21

Scan Setup

	5G Scan
Grid Extents [mm]	120.0 x 120.0
Grid Steps [lambda]	0.25 x 0.25
Sensor Surface [mm]	5.55

Measurement Results

	5G Scan
Date	2022-11-08
Avg. Area [cm ²]	4.00
pStotavg[W/m ²]	53.3
pSnavg [W/m ²]	53.2
E _{peak} [V/m]	148
Power Drift [dB]	0.03



Appendix B. Plots of Measurement

The SAR plots for highest measured SAR in each exposure configuration, wireless mode and frequency band combination are shown as follows.

Plots of Measurement

Measurement Report

P01 WCDMA II_RMC12.2K_Top Side_0mm_Ch9400_Ant 0

Device under Test Properties

Model, Manufacturer	Dimensions [mm]	IMEI	DUT Type
CDVB-WTW-P22100073	310.0 x 240.0 x 45.0		Tablet

Exposure Conditions

Phantom Section, TSL	Position, Test Distance [mm]	Band	Group, UID	Frequency [MHz], Channel Number	Conversion Factor	TSL Conductivity [S/m]	TSL Permittivity
Flat,	Top Side 0.00	Band 2	WCDMA, 10011-CAC	1880.0, 9400	8.24	1.41	38.1

Hardware Setup


Phantom	TSL, Measured Date	Probe, Calibration Date	DAE, Calibration Date
ELI V8.0 (20deg probe tilt) - 2118	H16T20N5 , 2022-Nov-14	EX3DV4 - SN7554, 2022-07-28	DAE4 Sn1341, 2022-07-19

Scan Setup

	Area Scan	Zoom Scan
Grid Extents [mm]	90.0 x 360.0	30.0 x 30.0 x 30.0
Grid Steps [mm]	15.0 x 15.0	5.9 x 5.9 x 1.5
Sensor Surface [mm]	3.0	1.4

Measurement Results

	Area Scan	Zoom Scan
Date	2022-11-14	2022-11-14
psSAR1g [W/kg]	0.930	1.05
psSAR10g [W/kg]	0.452	0.492
Power Drift [dB]	0.00	0.01
M2/M1 [%]		77.4
Dist 3dB Peak [mm]		7.1



Plots of Measurement

Measurement Report

P02 WCDMA IV_RMC12.2K_Top Side_0mm_Ch1312_Ant 0

Device under Test Properties

Model, Manufacturer	Dimensions [mm]	IMEI	DUT Type
CDVB-WTW-P22100073	310.0 x 240.0 x 45.0		Tablet

Exposure Conditions

Phantom Section, TSL	Position, Test Distance [mm]	Band	Group, UID	Frequency [MHz], Channel Number	Conversion Factor	TSL Conductivity [S/m]	TSL Permittivity
Flat,	Top Side 0.00	Band 4	WCDMA, 10011-CAC	1712.4, 1312	8.6	1.30	38.4

Hardware Setup


Phantom	TSL, Measured Date	Probe, Calibration Date	DAE, Calibration Date
ELI V8.0 (20deg probe tilt) - 2118	H16T20N5 , 2022-Nov-14	EX3DV4 - SN7554, 2022-07-28	DAE4 Sn1341, 2022-07-19

Scan Setup

	Area Scan	Zoom Scan
Grid Extents [mm]	90.0 x 360.0	30.0 x 30.0 x 30.0
Grid Steps [mm]	15.0 x 15.0	6.0 x 6.0 x 1.5
Sensor Surface [mm]	3.0	1.4

Measurement Results

	Area Scan	Zoom Scan
Date	2022-11-14	2022-11-14
psSAR1g [W/kg]	0.995	1.07
psSAR10g [W/kg]	0.514	0.537
Power Drift [dB]	0.01	-0.01
M2/M1 [%]		78.9
Dist 3dB Peak [mm]		7.2



Plots of Measurement

Measurement Report

P03 WCDMA V_RMC12.2K_Top Side_0mm_Ch4233_Ant 0

Device under Test Properties

Model, Manufacturer	Dimensions [mm]	IMEI	DUT Type
CDVB-WTW-P22100073,	310.0 x 240.0 x 45.0		Tablet

Exposure Conditions

Phantom Section, TSL	Position, Test Distance [mm]	Band	Group, UID	Frequency [MHz], Channel Number	Conversion Factor	TSL Conductivity [S/m]	TSL Permittivity
Flat,	Top Side, 0.00	Band 5	WCDMA, 10011-CAC	846.6, 4233	10.02	0.907	41.5

Hardware Setup


Phantom	TSL, Measured Date	Probe, Calibration Date	DAE, Calibration Date
ELI V5.0 (20deg probe tilt) - 1204	H70T10N0 , 2022-Oct-28	EX3DV4 - SN3971, 2022-01-25	DAE4 Sn1277, 2022-01-19

Scan Setup

	Area Scan	Zoom Scan
Grid Extents [mm]	90.0 x 360.0	30.0 x 30.0 x 30.0
Grid Steps [mm]	15.0 x 15.0	6.0 x 6.0 x 1.5
Sensor Surface [mm]	3.0	1.4

Measurement Results

	Area Scan	Zoom Scan
Date	2022-10-28	2022-10-28
psSAR1g [W/kg]	0.805	0.825
psSAR10g [W/kg]	0.472	0.448
Power Drift [dB]	0.01	0.01
M2/M1 [%]		79.8
Dist 3dB Peak [mm]		8.4



Plots of Measurement

Measurement Report

P04 LTE 2_QPSK20M_Top Side_0mm_Ch18900_1RB_OS0_Ant 0

Device under Test Properties

Model, Manufacturer	Dimensions [mm]	IMEI	DUT Type
CDVB-WTW-P22100073,	310.0 x 240.0 x 45.0		Tablet

Exposure Conditions

Phantom Section, TSL	Position, Test Distance [mm]	Band	Group, UID	Frequency [MHz], Channel Number	Conversion Factor	TSL Conductivity [S/m]	TSL Permittivity
Flat,	Top Side, 0.00	Band 2	LTE-FDD, 10169-CAF	1880.0, 18900	8.33	1.45	38.8

Hardware Setup


Phantom	TSL, Measured Date	Probe, Calibration Date	DAE, Calibration Date
ELI V5.0 (20deg probe tilt) - 1204	H16T20N1 , 2022-Oct-29	EX3DV4 - SN3971, 2022-01-25	DAE4 Sn1277, 2022-01-19

Scan Setup

	Area Scan	Zoom Scan
Grid Extents [mm]	90.0 x 360.0	30.0 x 30.0 x 30.0
Grid Steps [mm]	15.0 x 15.0	6.0 x 6.0 x 1.5
Sensor Surface [mm]	3.0	1.4

Measurement Results

	Area Scan	Zoom Scan
Date	2022-10-29	2022-10-29
psSAR1g [W/kg]	0.895	1.03
psSAR10g [W/kg]	0.457	0.504
Power Drift [dB]	-0.03	0.01
M2/M1 [%]		82.6
Dist 3dB Peak [mm]		7.3



Plots of Measurement

Measurement Report

P05 LTE 4_QPSK20M_Top Side_0mm_Ch20050_1RB_OS0_Ant 0

Device under Test Properties

Model, Manufacturer	Dimensions [mm]	IMEI	DUT Type
CDVB-WTW-P22100073,	310.0 x 240.0 x 45.0		Tablet

Exposure Conditions

Phantom Section, TSL	Position, Test Distance [mm]	Band	Group, UID	Frequency [MHz], Channel Number	Conversion Factor	TSL Conductivity [S/m]	TSL Permittivity
Flat,	Top Side, 0.00	Band 4	LTE-FDD, 10169-CAF	1720.0, 20050	8.72	1.36	39.1

Hardware Setup


Phantom	TSL, Measured Date	Probe, Calibration Date	DAE, Calibration Date
ELI V5.0 (20deg probe tilt) - 1204	H16T20N1 , 2022-Oct-28	EX3DV4 - SN3971, 2022-01-25	DAE4 Sn1277, 2022-01-19

Scan Setup

	Area Scan	Zoom Scan
Grid Extents [mm]	90.0 x 360.0	30.0 x 30.0 x 30.0
Grid Steps [mm]	15.0 x 15.0	6.0 x 6.0 x 1.5
Sensor Surface [mm]	3.0	1.4

Measurement Results

	Area Scan	Zoom Scan
Date	2022-10-28	2022-10-28
psSAR1g [W/kg]	0.967	1.01
psSAR10g [W/kg]	0.509	0.527
Power Drift [dB]	0.01	0.01
M2/M1 [%]		80.2
Dist 3dB Peak [mm]		8.4



Plots of Measurement

Measurement Report

P06 LTE 5_QPSK10M_Top Side_0mm_Ch20525_1RB_OS0_Ant 0

Device under Test Properties

Model, Manufacturer	Dimensions [mm]	IMEI	DUT Type
CDVB-WTW-P22100073	310.0 x 240.0 x 45.0		Tablet

Exposure Conditions

Phantom Section, TSL	Position, Test Distance [mm]	Band	Group, UID	Frequency [MHz], Channel Number	Conversion Factor	TSL Conductivity [S/m]	TSL Permittivity
Flat,	Top Side, 0.00	Band 5	LTE-FDD, 10175-CAH	836.5, 20525	10.02	0.904	41.6

Hardware Setup


Phantom	TSL, Measured Date	Probe, Calibration Date	DAE, Calibration Date
ELI V5.0 (20deg probe tilt) - 1204	H07T10N0 , 2022-Oct-28	EX3DV4 - SN3971, 2022-01-25	DAE4 Sn1277, 2022-01-19

Scan Setup

	Area Scan	Zoom Scan
Grid Extents [mm]	90.0 x 360.0	30.0 x 30.0 x 30.0
Grid Steps [mm]	15.0 x 15.0	6.0 x 6.0 x 1.5
Sensor Surface [mm]	3.0	1.4

Measurement Results

	Area Scan	Zoom Scan
Date	2022-10-28	2022-10-28
psSAR1g [W/kg]	0.661	0.685
psSAR10g [W/kg]	0.389	0.373
Power Drift [dB]	0.03	0.01
M2/M1 [%]		81.0
Dist 3dB Peak [mm]		7.2



Plots of Measurement

Measurement Report

P07 LTE 7_QPSK20M_Top Side_0mm_Ch21350_1RB_OS0_Ant 0

Device under Test Properties

Model, Manufacturer	Dimensions [mm]	IMEI	DUT Type
CDVB-WTW-P22100073	310.0 x 240.0 x 45.0		Tablet

Exposure Conditions

Phantom Section, TSL	Position, Test Distance [mm]	Band	Group, UID	Frequency [MHz], Channel Number	Conversion Factor	TSL Conductivity [S/m]	TSL Permittivity
Flat,	Top Side 0.00	Band 7	LTE-FDD, 10169-CAF	2560.0, 21350	7.23	1.98	37.4

Hardware Setup


Phantom	TSL, Measured Date	Probe, Calibration Date	DAE, Calibration Date
ELI V8.0 (20deg probe tilt) - 2118	H19T27N1 , 2022-Nov-01	EX3DV4 - SN7554, 2022-07-28	DAE4 Sn1341, 2022-07-19

Scan Setup

	Area Scan	Zoom Scan
Grid Extents [mm]	96.0 x 360.0	30.0 x 30.0 x 30.0
Grid Steps [mm]	12.0 x 12.0	4.2 x 4.2 x 1.4
Sensor Surface [mm]	3.0	1.4

Measurement Results

	Area Scan	Zoom Scan
Date	2022-11-01	2022-11-01
psSAR1g [W/kg]	0.980	1.09
psSAR10g [W/kg]	0.400	0.410
Power Drift [dB]	-0.02	0.01
M2/M1 [%]		79.7
Dist 3dB Peak [mm]		5.9



Plots of Measurement

Measurement Report

P08 LTE 12_QPSK10M_Top Side_0mm_Ch23095_1RB_OS0_Ant 0

Device under Test Properties

Model, Manufacturer	Dimensions [mm]	IMEI	DUT Type
CDVB-WTW-P22100073,	310.0 x 240.0 x 45.0		Tablet

Exposure Conditions

Phantom Section, TSL	Position, Test Distance [mm]	Band	Group, UID	Frequency [MHz], Channel Number	Conversion Factor	TSL Conductivity [S/m]	TSL Permittivity
Flat,	Top Side, 0.00	Band 12	LTE-FDD, 10175-CAH	707.5, 23095	10.26	0.880	40.8

Hardware Setup

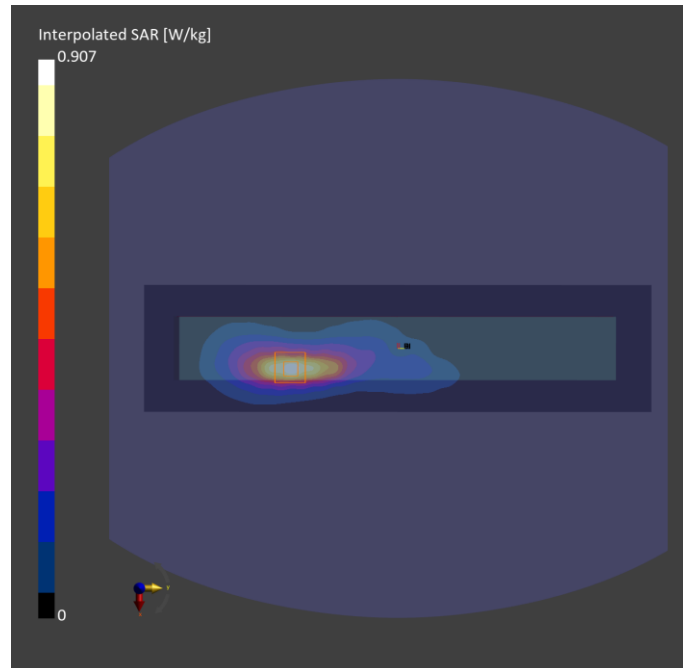
Phantom	TSL, Measured Date	Probe, Calibration Date	DAE, Calibration Date
ELI V5.0 (20deg probe tilt) - 1204	H06T09N1 , 2022-Oct-31	EX3DV4 - SN3971, 2022-01-25	DAE4 Sn1277, 2022-01-19

Scan Setup

	Area Scan	Zoom Scan
Grid Extents [mm]	90.0 x 360.0	30.0 x 30.0 x 30.0
Grid Steps [mm]	15.0 x 15.0	5.9 x 5.9 x 1.5
Sensor Surface [mm]	3.0	1.4

Measurement Results

	Area Scan	Zoom Scan
Date	2022-10-31	2022-10-31
psSAR1g [W/kg]	0.752	0.803
psSAR10g [W/kg]	0.444	0.421
Power Drift [dB]	0.01	0.01
M2/M1 [%]		79.4
Dist 3dB Peak [mm]		7.1



Plots of Measurement

Measurement Report

P09 LTE 13_QPSK10M_Top Side_0mm_Ch23230_1RB_OS0_Ant 0

Device under Test Properties

Model, Manufacturer	Dimensions [mm]	IMEI	DUT Type
CDVB-WTW-P22100073,	310.0 x 240.0 x 45.0		Tablet

Exposure Conditions

Phantom Section, TSL	Position, Test Distance [mm]	Band	Group, UID	Frequency [MHz], Channel Number	Conversion Factor	TSL Conductivity [S/m]	TSL Permittivity
Flat,	Top Side, 0.00	Band 13	LTE-FDD, 10175-CAH	782.0, 23230	10.26	0.904	40.6

Hardware Setup


Phantom	TSL, Measured Date	Probe, Calibration Date	DAE, Calibration Date
ELI V5.0 (20deg probe tilt) - 1204	H06T09N1 , 2022-Oct-31	EX3DV4 - SN3971, 2022-01-25	DAE4 Sn1277, 2022-01-19

Scan Setup

	Area Scan	Zoom Scan
Grid Extents [mm]	90.0 x 360.0	30.0 x 30.0 x 30.0
Grid Steps [mm]	15.0 x 15.0	6.0 x 6.0 x 1.5
Sensor Surface [mm]	3.0	1.4

Measurement Results

	Area Scan	Zoom Scan
Date	2022-10-31	2022-10-31
psSAR1g [W/kg]	0.695	0.721
psSAR10g [W/kg]	0.413	0.404
Power Drift [dB]	0.04	-0.05
M2/M1 [%]		83.5
Dist 3dB Peak [mm]		8.4



Plots of Measurement

Measurement Report

P10 LTE 14_QPSK10M_Top Side_0mm_Ch23330_1RB_OS0_Ant 0

Device under Test Properties

Model, Manufacturer	Dimensions [mm]	IMEI	DUT Type
CDVB-WTW-P22100073,	310.0 x 240.0 x 45.0		Tablet

Exposure Conditions

Phantom Section, TSL	Position, Test Distance [mm]	Band	Group, UID	Frequency [MHz], Channel Number	Conversion Factor	TSL Conductivity [S/m]	TSL Permittivity
Flat,	Top Side, 0.00	Band 14	LTE-FDD, 10175-CAH	793.0, 23330	10.26	0.907	40.5

Hardware Setup


Phantom	TSL, Measured Date	Probe, Calibration Date	DAE, Calibration Date
ELI V5.0 (20deg probe tilt) - 1204	H06T09N1 , 2022-Oct-31	EX3DV4 - SN3971, 2022-01-25	DAE4 Sn1277, 2022-01-19

Scan Setup

	Area Scan	Zoom Scan
Grid Extents [mm]	90.0 x 360.0	30.0 x 30.0 x 30.0
Grid Steps [mm]	15.0 x 15.0	6.0 x 6.0 x 1.5
Sensor Surface [mm]	3.0	1.4

Measurement Results

	Area Scan	Zoom Scan
Date	2022-10-31	2022-10-31
psSAR1g [W/kg]	0.630	0.645
psSAR10g [W/kg]	0.371	0.356
Power Drift [dB]	0.03	0.09
M2/M1 [%]		83.5
Dist 3dB Peak [mm]		7.2



Plots of Measurement

Measurement Report

P11 LTE 25_QPSK20M_Top Side_0mm_Ch26365_1RB_OS0_Ant 0

Device under Test Properties

Model, Manufacturer	Dimensions [mm]	IMEI	DUT Type
CDVB-WTW-P22100073,	310.0 x 240.0 x 45.0		Tablet

Exposure Conditions

Phantom Section, TSL	Position, Test Distance [mm]	Band	Group, UID	Frequency [MHz], Channel Number	Conversion Factor	TSL Conductivity [S/m]	TSL Permittivity
Flat,	Top Side, 0.00	Band 25	LTE-FDD, 10169-CAF	1882.5, 26365	8.33	1.45	38.8

Hardware Setup


Phantom	TSL, Measured Date	Probe, Calibration Date	DAE, Calibration Date
ELI V5.0 (20deg probe tilt) - 1204	H16T20N1 , 2022-Oct-29	EX3DV4 - SN3971, 2022-01-25	DAE4 Sn1277, 2022-01-19

Scan Setup

	Area Scan	Zoom Scan
Grid Extents [mm]	90.0 x 360.0	30.0 x 30.0 x 30.0
Grid Steps [mm]	15.0 x 15.0	6.0 x 6.0 x 1.5
Sensor Surface [mm]	3.0	1.4

Measurement Results

	Area Scan	Zoom Scan
Date	2022-10-29	2022-10-29
psSAR1g [W/kg]	0.911	1.05
psSAR10g [W/kg]	0.465	0.509
Power Drift [dB]	-0.01	0.02
M2/M1 [%]		82.2
Dist 3dB Peak [mm]		7.3



Plots of Measurement

Measurement Report

P12 LTE 26_QPSK15M_Top Side_0mm_Ch26865_1RB_OS0_Ant 0

Device under Test Properties

Model, Manufacturer	Dimensions [mm]	IMEI	DUT Type
CDVB-WTW-P22100073	310.0 x 240.0 x 45.0		Tablet

Exposure Conditions

Phantom Section, TSL	Position, Test Distance [mm]	Band	Group, UID	Frequency [MHz], Channel Number	Conversion Factor	TSL Conductivity [S/m]	TSL Permittivity
Flat,	Top Side 0.00	Band 26	LTE-FDD, 10181-CAF	831.5, 26865	10.01	0.930	40.6

Hardware Setup

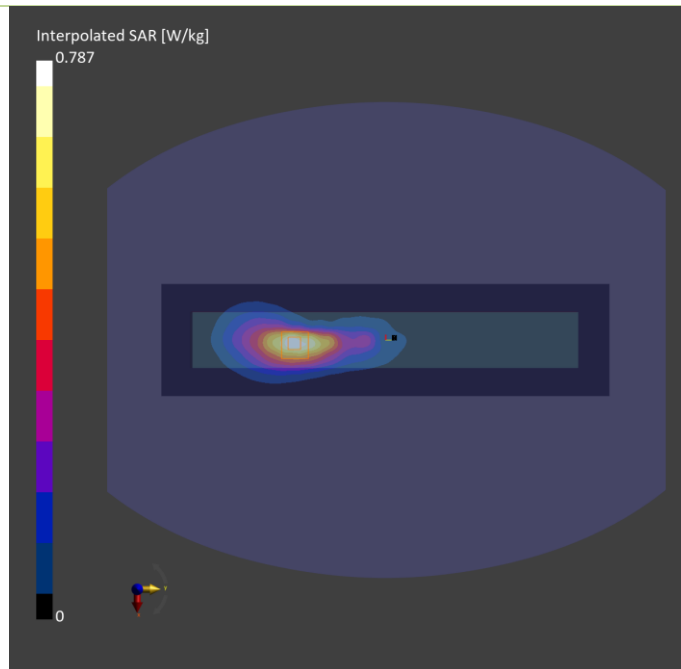
Phantom	TSL, Measured Date	Probe, Calibration Date	DAE, Calibration Date
ELI V8.0 (20deg probe tilt) - 2118	H07T10N1 , 2022-Oct-31	EX3DV4 - SN7554, 2022-07-28	DAE4 Sn1341, 2022-07-19

Scan Setup

	Area Scan	Zoom Scan
Grid Extents [mm]	90.0 x 360.0	30.0 x 30.0 x 30.0
Grid Steps [mm]	15.0 x 15.0	6.0 x 6.0 x 1.5
Sensor Surface [mm]	3.0	1.4

Measurement Results

	Area Scan	Zoom Scan
Date	2022-10-31	2022-10-31
psSAR1g [W/kg]	0.669	0.727
psSAR10g [W/kg]	0.413	0.388
Power Drift [dB]	0.02	-0.01
M2/M1 [%]		76.4
Dist 3dB Peak [mm]		7.2



Plots of Measurement

Measurement Report

P13 LTE 38_QPSK20M_Top Side_0mm_Ch38150_1RB_OS0_Ant 0

Device under Test Properties

Model, Manufacturer	Dimensions [mm]	IMEI	DUT Type
CDVB-WTW-P22100073	310.0 x 240.0 x 45.0		Tablet

Exposure Conditions

Phantom Section, TSL	Position, Test Distance [mm]	Band	Group, UID	Frequency [MHz], Channel Number	Conversion Factor	TSL Conductivity [S/m]	TSL Permittivity
Flat,	EDGE LEFT, 0.00	Band 38	LTE-TDD, 10172-CAH	2610.0, 38150	7.23	2.03	37.2

Hardware Setup


Phantom	TSL, Measured Date	Probe, Calibration Date	DAE, Calibration Date
ELI V8.0 (20deg probe tilt) - 2118	H19T27N1 , 2022-Nov-01	EX3DV4 - SN7554, 2022-07-28	DAE4 Sn1341, 2022-07-19

Scan Setup

	Area Scan	Zoom Scan
Grid Extents [mm]	96.0 x 360.0	30.0 x 30.0 x 30.0
Grid Steps [mm]	12.0 x 12.0	4.7 x 4.7 x 1.5
Sensor Surface [mm]	3.0	1.4

Measurement Results

	Area Scan	Zoom Scan
Date	2022-11-01	2022-11-01
psSAR1g [W/kg]	0.966	1.08
psSAR10g [W/kg]	0.389	0.404
Power Drift [dB]	0.05	0.08
M2/M1 [%]		78.3
Dist 3dB Peak [mm]		5.8



Plots of Measurement

Measurement Report

P14 LTE 41_QPSK20M_Top Side_0mm_Ch41490_1RB_OS0_Ant 0

Device under Test Properties

Model, Manufacturer	Dimensions [mm]	IMEI	DUT Type
CDVB-WTW-P22100073	310.0 x 240.0 x 45.0		Tablet

Exposure Conditions

Phantom Section, TSL	Position, Test Distance [mm]	Band	Group, UID	Frequency [MHz], Channel Number	Conversion Factor	TSL Conductivity [S/m]	TSL Permittivity
Flat,	Top Side 0.00	Band 41	LTE-TDD, 10172-CAH	2680.0, 41490	7.23	2.10	37.0

Hardware Setup


Phantom	TSL, Measured Date	Probe, Calibration Date	DAE, Calibration Date
ELI V8.0 (20deg probe tilt) - 2118	H19T27N1 , 2022-Nov-01	EX3DV4 - SN7554, 2022-07-28	DAE4 Sn1341, 2022-07-19

Scan Setup

	Area Scan	Zoom Scan
Grid Extents [mm]	96.0 x 360.0	30.0 x 30.0 x 30.0
Grid Steps [mm]	12.0 x 12.0	4.9 x 4.9 x 1.5
Sensor Surface [mm]	3.0	1.4

Measurement Results

	Area Scan	Zoom Scan
Date	2022-11-01	2022-11-01
psSAR1g [W/kg]	1.05	1.03
psSAR10g [W/kg]	0.391	0.373
Power Drift [dB]	-0.02	-0.15
M2/M1 [%]		72.1
Dist 3dB Peak [mm]		5.0



Plots of Measurement

Measurement Report

P15 LTE 48_QPSK20M_Top Side_0mm_Ch55780_1RB_OS0_Ant 0

Device under Test Properties

Model, Manufacturer	Dimensions [mm]	IMEI	DUT Type
CDVB-WTW-P22100073	310.0 x 240.0 x 45.0		Tablet

Exposure Conditions

Phantom Section, TSL	Position, Test Distance [mm]	Band	Group, UID	Frequency [MHz], Channel Number	Conversion Factor	TSL Conductivity [S/m]	TSL Permittivity
Flat,	Top Side 0.00	Band 48	LTE-TDD, 10172-CAH	3604.0, 55780	6.73	2.98	38.5

Hardware Setup


Phantom	TSL, Measured Date	Probe, Calibration Date	DAE, Calibration Date
ELI V8.0 (20deg probe tilt) - 2118	H33T42N1 , 2022-Oct-31	EX3DV4 - SN7554, 2022-07-28	DAE4 Sn1341, 2022-07-19

Scan Setup

	Area Scan	Zoom Scan
Grid Extents [mm]	96.0 x 360.0	28.0 x 28.0 x 28.0
Grid Steps [mm]	12.0 x 12.0	2.9 x 2.9 x 1.2
Sensor Surface [mm]	3.0	1.4

Measurement Results

	Area Scan	Zoom Scan
Date	2022-10-31	2022-10-31
psSAR1g [W/kg]	0.138	0.148
psSAR10g [W/kg]	0.050	0.049
Power Drift [dB]	-0.02	-0.03
M2/M1 [%]		76.0
Dist 3dB Peak [mm]		4.3



Plots of Measurement

Measurement Report

P16 LTE 66_QPSK20M_Top Side_0mm_Ch132072_1RB_OS0_Ant 0

Device under Test Properties

Model, Manufacturer	Dimensions [mm]	IMEI	DUT Type
CDVB-WTW-P22100073,	310.0 x 240.0 x 45.0		Tablet

Exposure Conditions

Phantom Section, TSL	Position, Test Distance [mm]	Band	Group, UID	Frequency [MHz], Channel Number	Conversion Factor	TSL Conductivity [S/m]	TSL Permittivity
Flat,	Top Side, 0.00	Band 66	LTE-FDD, 10169-CAF	1720.0, 132072	8.6	1.32	38.9

Hardware Setup


Phantom	TSL, Measured Date	Probe, Calibration Date	DAE, Calibration Date
ELI V8.0 (20deg probe tilt) - 2118	H16T20N1 , 2022-Nov-02	EX3DV4 - SN7554, 2022-07-28	DAE4 Sn1341, 2022-07-19

Scan Setup

	Area Scan	Zoom Scan
Grid Extents [mm]	90.0 x 360.0	30.0 x 30.0 x 30.0
Grid Steps [mm]	15.0 x 15.0	6.0 x 6.0 x 1.5
Sensor Surface [mm]	3.0	1.4

Measurement Results

	Area Scan	Zoom Scan
Date	2022-11-02	2022-11-02
psSAR1g [W/kg]	1.02	1.16
psSAR10g [W/kg]	0.546	0.595
Power Drift [dB]	0.01	-0.01
M2/M1 [%]		80.4
Dist 3dB Peak [mm]		8.1



Plots of Measurement

Measurement Report

P17 LTE 71_QPSK20M_Top Side_0mm_Ch133372_1RB_OS0_Ant 0

Device under Test Properties

Model, Manufacturer	Dimensions [mm]	IMEI	DUT Type
CDVB-WTW-P22100073	310.0 x 240.0 x 45.0		Tablet

Exposure Conditions

Phantom Section, TSL	Position, Test Distance [mm]	Band	Group, UID	Frequency [MHz], Channel Number	Conversion Factor	TSL Conductivity [S/m]	TSL Permittivity
Flat,	Top Side 0.00	Band 71	LTE-FDD, 10169-CAF	688.0, 133372	10.48	0.894	42.2

Hardware Setup


Phantom	TSL, Measured Date	Probe, Calibration Date	DAE, Calibration Date
ELI V8.0 (20deg probe tilt) - 2118	H06T09N1 , 2022-Oct-31	EX3DV4 - SN7554, 2022-07-28	DAE4 Sn1341, 2022-07-19

Scan Setup

	Area Scan	Zoom Scan
Grid Extents [mm]	90.0 x 360.0	30.0 x 30.0 x 30.0
Grid Steps [mm]	15.0 x 15.0	5.9 x 5.9 x 1.5
Sensor Surface [mm]	3.0	1.4

Measurement Results

	Area Scan	Zoom Scan
Date	2022-10-31	2022-10-31
psSAR1g [W/kg]	0.669	0.644
psSAR10g [W/kg]	0.396	0.361
Power Drift [dB]	-0.02	0.04
M2/M1 [%]		72.8
Dist 3dB Peak [mm]		7.1



Plots of Measurement

Measurement Report for Device

P18 WLAN2.4G_802.11b_Right Side_0mm_Ch6_Ant 1

Device under Test Properties

Model, Manufacturer	Dimensions [mm]	IMEI	DUT Type
CDVB-WTW-P22100073	240.0 x 45.0 x 310.0		Tablet

Exposure Conditions

Phantom Section, TSL	Position, Test Distance [mm]	Band	Group, UID	Frequency [MHz], Channel Number	Conversion Factor	TSL Conductivity [S/m]	TSL Permittivity
Flat,	Right Side, 0.00	WLAN 2.4GHz	WLAN, 10012-CAB	2437.0, 6	7.89	1.87	38.4

Hardware Setup

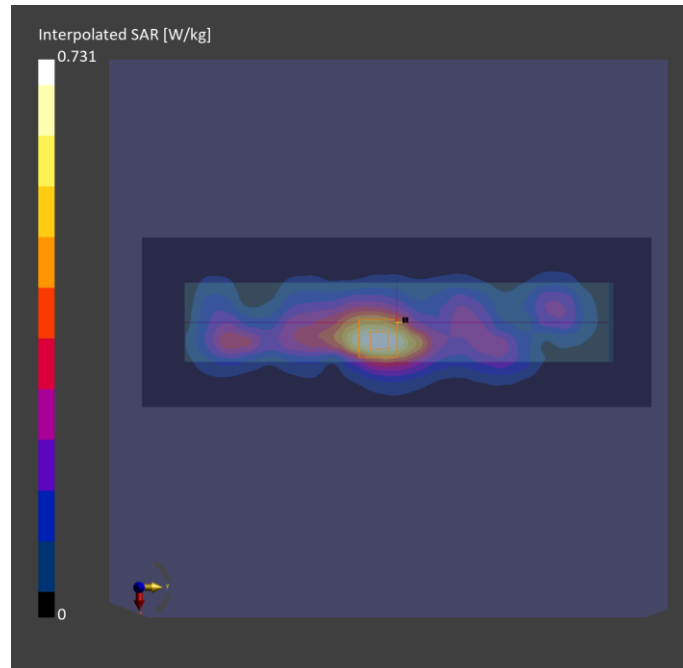
Phantom	TSL, Measured Date	Probe, Calibration Date	DAE, Calibration Date
ELI V8.0 (20deg probe tilt) - 2105	H19T27N1 , 2022-Oct-19	EX3DV4 - SN7472, 2022-05-27	DAE3 Sn579, 2022-06-01

Scan Setup

	Area Scan	Zoom Scan
Grid Extents [mm]	96.0 x 288.0	30.0 x 30.0 x 30.0
Grid Steps [mm]	12.0 x 12.0	5.0 x 5.0 x 1.5
Sensor Surface [mm]	3.0	1.4

Measurement Results

	Area Scan	Zoom Scan
Date	2022-10-19	2022-10-19
psSAR1g [W/kg]	0.586	0.614
psSAR10g [W/kg]	0.312	0.332
Power Drift [dB]	0.08	-0.01
M2/M1 [%]		54.4
Dist 3dB Peak [mm]		12.0



Plots of Measurement

Measurement Report for Device

P19 WLAN5.3G_802.11n HT40_Right Side_0mm_Ch54_Ant 1

Device under Test Properties

Model, Manufacturer	Dimensions [mm]	IMEI	DUT Type
CDVB-WTW-P22100073	240.0 x 45.0 x 310.0		Tablet

Exposure Conditions

Phantom Section, TSL	Position, Test Distance [mm]	Band	Group, UID	Frequency [MHz], Channel Number	Conversion Factor	TSL Conductivity [S/m]	TSL Permittivity
Flat,	Right Side, 0.00	WLAN 5GHz	WLAN, 10599-AAC	5270.0, 54	5.89	4.69	35.5

Hardware Setup

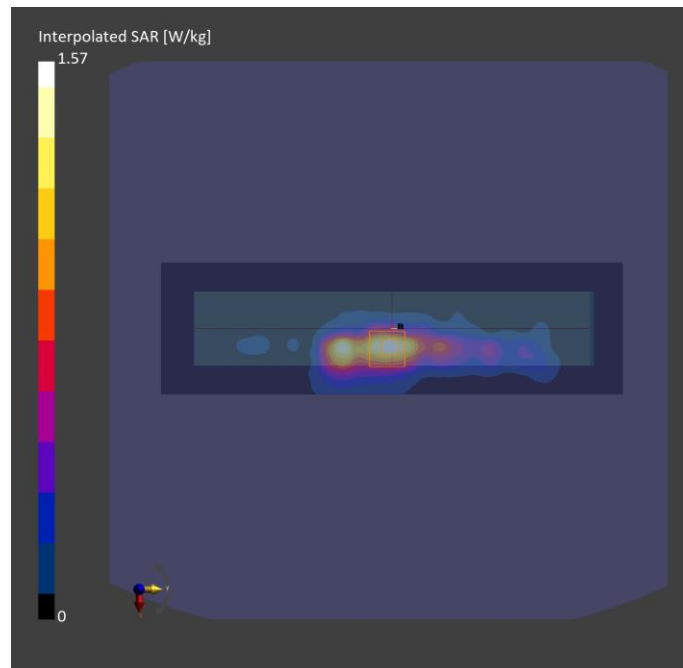
Phantom	TSL, Measured Date	Probe, Calibration Date	DAE, Calibration Date
ELI V8.0 (20deg probe tilt) - 2105	H34T60N1, 2022-Oct-20	EX3DV4 - SN7472, 2022-05-27	DAE3 Sn579, 2022-06-01

Scan Setup

	Area Scan	Zoom Scan
Grid Extents [mm]	80.0 x 280.0	22.0 x 22.0 x 22.0
Grid Steps [mm]	10.0 x 10.0	4.0 x 4.0 x 1.4
Sensor Surface [mm]	3.0	1.4

Measurement Results

	Area Scan	Zoom Scan
Date	2022-10-20	2022-10-20
psSAR1g [W/kg]	1.11	1.08
psSAR10g [W/kg]	0.427	0.411
Power Drift [dB]	0.02	0.03
M2/M1 [%]		68.3
Dist 3dB Peak [mm]		7.9



Plots of Measurement

Measurement Report

P20 WLAN5.6G_802.11ac VHT80_Right Side_0mm_Ch138_Ant 1

Device under Test Properties

Model, Manufacturer	Dimensions [mm]	IMEI	DUT Type
CDVB-WTW-P22100073	240.0 x 45.0 x 310.0		Tablet

Exposure Conditions

Phantom Section, TSL	Position, Test Distance [mm]	Band	Group, UID	Frequency [MHz], Channel Number	Conversion Factor	TSL Conductivity [S/m]	TSL Permittivity
Flat,	Right Side 0.00	WLAN 5GHz	WLAN, 10544-AAC	5690.0, 138	4.61	5.26	36.6

Hardware Setup

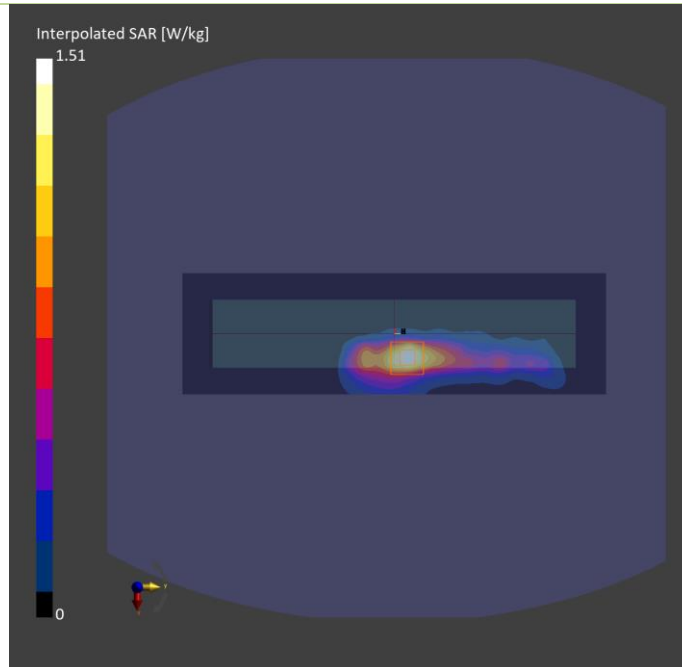
Phantom	TSL, Measured Date	Probe, Calibration Date	DAE, Calibration Date
ELI V8.0 (20deg probe tilt) - 2118	H34T60N1 , 2022-Oct-20	EX3DV4 - SN7554, 2022-07-28	DAE4 Sn1341, 2022-07-19

Scan Setup

	Area Scan	Zoom Scan
Grid Extents [mm]	80.0 x 280.0	22.0 x 22.0 x 22.0
Grid Steps [mm]	10.0 x 10.0	4.0 x 4.0 x 1.4
Sensor Surface [mm]	3.0	1.4

Measurement Results

	Area Scan	Zoom Scan
Date	2022-10-20	2022-10-20
psSAR1g [W/kg]	1.14	1.15
psSAR10g [W/kg]	0.438	0.389
Power Drift [dB]	-0.05	0.01
M2/M1 [%]		62.0
Dist 3dB Peak [mm]		8.9



Plots of Measurement

Measurement Report

P21 WLAN5.8G_802.11n HT40_Right Side_0mm_Ch151_Ant 1

Device under Test Properties

Model, Manufacturer	Dimensions [mm]	IMEI	DUT Type
CDVB-WTW-P22100073	240.0 x 45.0 x 310.0		Tablet

Exposure Conditions

Phantom Section, TSL	Position, Test Distance [mm]	Band	Group, UID	Frequency [MHz], Channel Number	Conversion Factor	TSL Conductivity [S/m]	TSL Permittivity
Flat,	Right Side 0.00	WLAN 5GHz	WLAN, 10599-AAC	5755.0, 151	4.79	5.30	36.3

Hardware Setup

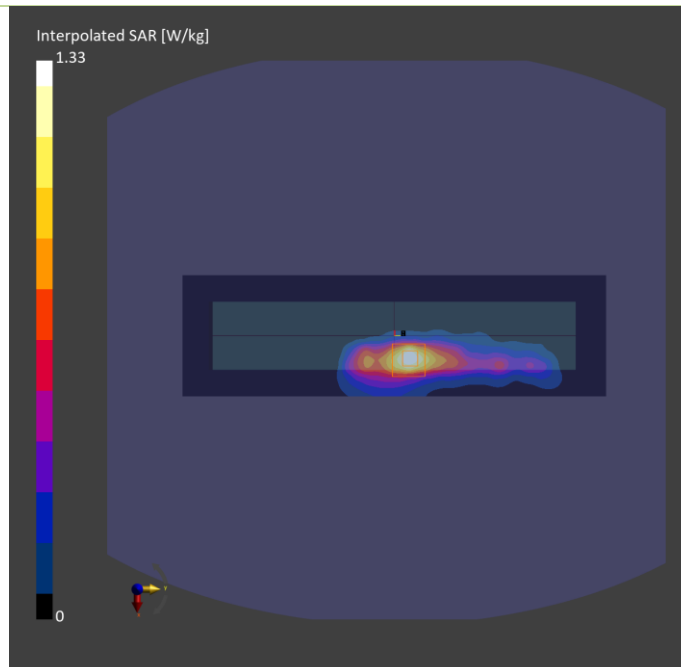
Phantom	TSL, Measured Date	Probe, Calibration Date	DAE, Calibration Date
ELI V8.0 (20deg probe tilt) - 2118	H34T60N1 , 2022-Oct-20	EX3DV4 - SN7554, 2022-07-28	DAE4 Sn1341, 2022-07-19

Scan Setup

	Area Scan	Zoom Scan
Grid Extents [mm]	80.0 x 280.0	22.0 x 22.0 x 22.0
Grid Steps [mm]	10.0 x 10.0	4.0 x 4.0 x 1.4
Sensor Surface [mm]	3.0	1.4

Measurement Results

	Area Scan	Zoom Scan
Date	2022-10-20	2022-10-20
psSAR1g [W/kg]	1.01	1.09
psSAR10g [W/kg]	0.380	0.389
Power Drift [dB]	0.00	-0.02
M2/M1 [%]		63.5
Dist 3dB Peak [mm]		8.7



Plots of Measurement

Measurement Report for Device

P22 BT_BDR_Right Side_0mm_Ch0_Ant 1

Device under Test Properties

Model, Manufacturer	Dimensions [mm]	IMEI	DUT Type
CDVB-WTW-P22100073	240.0 x 45.0 x 310.0		Tablet

Exposure Conditions

Phantom Section, TSL	Position, Test Distance [mm]	Band	Group, UID	Frequency [MHz], Channel Number	Conversion Factor	TSL Conductivity [S/m]	TSL Permittivity
Flat,	Right Side, 0.00	ISM 2.4 GHz Band	Bluetooth, 10032-CAA	2402.0, 0	7.89	1.84	38.5

Hardware Setup

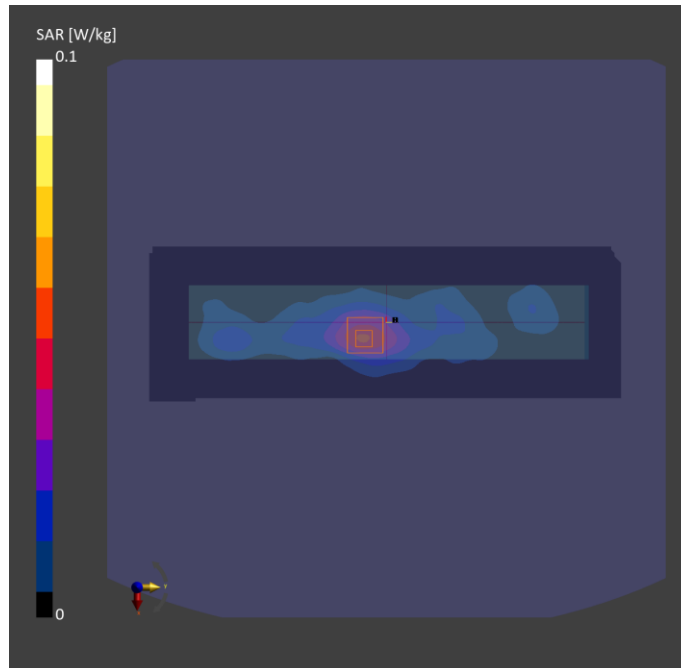
Phantom	TSL, Measured Date	Probe, Calibration Date	DAE, Calibration Date
ELI V8.0 (20deg probe tilt) - 2105	H19T27N1, 2022-Oct-19	EX3DV4 - SN7472, 2022-05-27	DAE3 Sn579, 2022-06-01

Scan Setup

	Area Scan	Zoom Scan
Grid Extents [mm]	96.0 x 288.0	30.0 x 30.0 x 30.0
Grid Steps [mm]	12.0 x 12.0	5.0 x 5.0 x 1.5
Sensor Surface [mm]	3.0	1.4

Measurement Results

	Area Scan	Zoom Scan
Date	2022-10-19	2022-10-19
psSAR1g [W/kg]	0.047	0.049
psSAR10g [W/kg]	0.025	0.025
Power Drift [dB]	-0.09	0.03
M2/M1 [%]		52.2
Dist 3dB Peak [mm]		12.0



Plots of Measurement

Measurement Report for Device

P23 UNII-5_802.11ax HE160_Right Side_0mm_Ch47_Ant 1

Device under Test Properties

Model, Manufacturer	Dimensions [mm]	IMEI	DUT Type
CDVB-WTW-P22100073	240.0 x 45.0 x 310.0		Tablet

Exposure Conditions

Phantom Section, TSL	Position, Test Distance [mm]	Band	Group, UID	Frequency [MHz], Channel Number	Conversion Factor	TSL Conductivity [S/m]	TSL Permittivity
Flat, HSL	Right Side 0.00	U-NII-5	WLAN, 10755-AAC	6185.0, 47	5.45	5.53	35.3

Hardware Setup

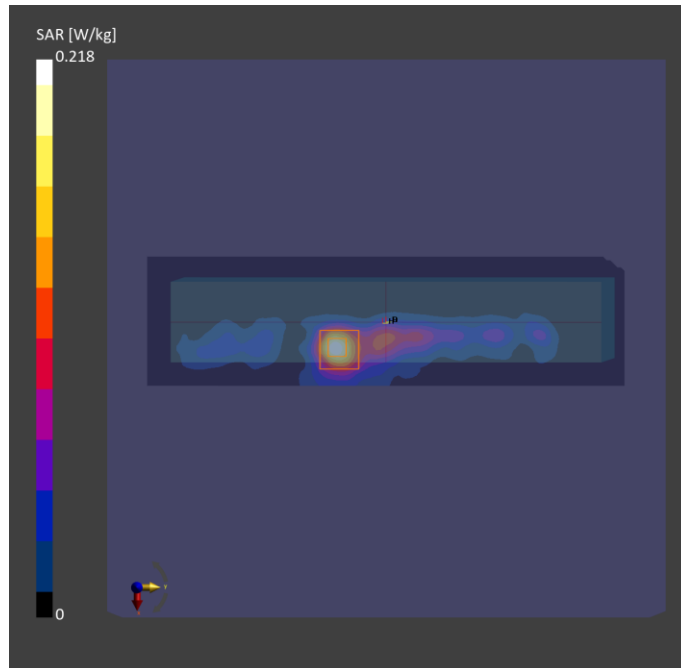
Phantom	TSL, Measured Date	Probe, Calibration Date	DAE, Calibration Date
ELI V5.0 (20deg probe tilt) - 1245	H50T72N1, 2022-Oct-19	EX3DV4 - SN7537, 2022-04-27	DAE4 Sn1585, 2022-04-21

Scan Setup

	Area Scan	Zoom Scan
Grid Extents [mm]	75.0 x 270.0	22.0 x 22.0 x 22.0
Grid Steps [mm]	7.5 x 7.5	3.4 x 3.4 x 1.4
Sensor Surface [mm]	3.0	1.4

Measurement Results

	Area Scan	Zoom Scan
Date	2022-10-19	2022-10-19
psSAR1g [W/kg]	0.230	0.239
psSAR10g [W/kg]	0.077	0.078
psAPD (1.0cm2, sq) [W/m2]		2.39
psAPD (4.0cm2, sq) [W/m2]		1.78
Power Drift [dB]	-0.10	-0.13
M2/M1 [%]		55.4
Dist 3dB Peak [mm]		7.5



Plots of Measurement

Measurement Report

P23 UNII-5_802.11ax HE160_Right Side_0mm_Ch47_Ant1

Device under Test Properties

Model, Manufacturer	Dimensions [mm]	IMEI	DUT Type
CDVB-WTW-P22100073	240.0 x 310.0 x 60.0		Tablet

Exposure Conditions

Phantom Section	Position, Test Distance [mm]	Band	Group, UID	Frequency [MHz], Channel Number	Conversion Factor
5G Air	Right Side, 0.00	U-NII-5	WLAN, 10755-AAC	6185.0, 47	1.0

Hardware Setup

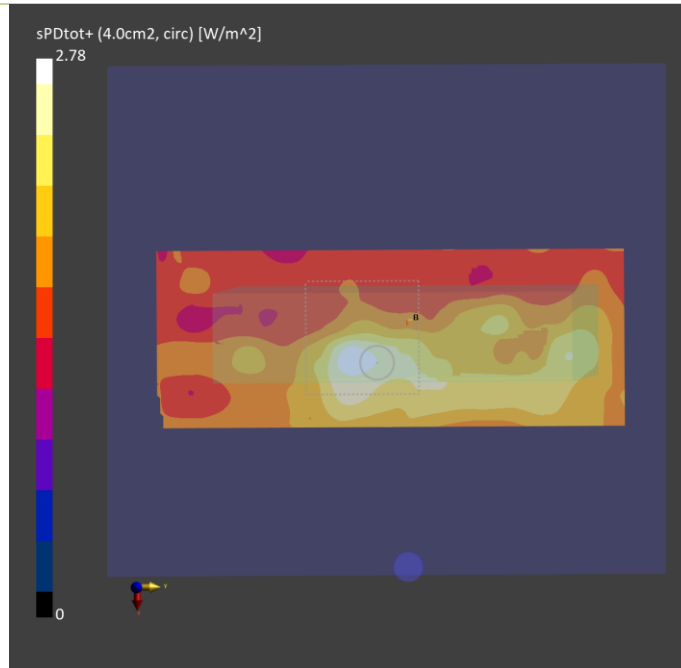
Phantom	Medium	Probe, Calibration Date	DAE, Calibration Date
mmWave- 1030	---Air	EUmmWV4 - SN9438_F1-55GHz, 2022-07-18	DAE4 Sn1585, 2022-04-21

Scan Setup

	5G Scan
Grid Extents [mm]	97.0 x 97.0
Grid Steps [lambda]	0.0515 x 0.0515
Sensor Surface [mm]	2.0

Measurement Results

	5G Scan
Date	2022-11-08
Avg. Area [cm ²]	4.00
psPDn+ [W/m ²]	1.62
psPDtot+ [W/m ²]	2.78
psPDmod+ [W/m ²]	3.34
E _{max} [V/m]	40.5
Power Drift [dB]	0.03





BUREAU
VERITAS

Appendix D. Maximum Target Conducted Power

The maximum conducted average power (Unit: dBm) including tune-up tolerance is shown as below.



WCDMA Max. Tune-up Power (Full)		
Mode	RMC 12.2K	HSDPA DC-HSDPA HSUPA
	Maximum Target Power	Maximum Target Power
WCDMA Band II	22.0	21.0
WCDMA Band IV	21.5	20.5
WCDMA Band V	24.5	23.5



LTE Max. Tune-up Power (Full)			
Mode	QPSK	16QAM	64QAM
	Maximum Target Power	Maximum Target Power	Maximum Target Power
LTE 2	21.0	20.0	19.0
LTE 4	20.5	19.5	18.5
LTE 5	23.5	22.5	21.5
LTE 7	21.0	20.0	19.0
LTE 12	23.5	22.5	21.5
LTE 13	23.5	22.5	21.5
LTE 14	23.5	22.5	21.5
LTE 25	21.0	20.0	19.0
LTE 26	23.5	22.5	21.5
LTE 38	21.5	20.5	19.5
LTE 41	21.5	20.5	19.5
LTE 48	22.0	21.0	20.0
LTE 66	21.0	20.0	19.0
LTE 71	23.5	22.5	21.5



Tune-up Power (Full)

WLAN 2.4GHz

Mode	Channel	Frequency	SISO Ant 0 Max Tune up	SISO Ant 1 Max Tune up	MIMO Ant 0 Tune up	MIMO Ant 1 Tune up	MIMO Ant 0+1 Max Tune up
802.11b	1	2412	21.00	21.00			
	6	2437	21.00	21.00			
	11	2462	21.00	21.00			
	12	2467	18.50	19.00			
	13	2472	15.50	15.50			
802.11g	1	2412	19.50	19.50			
	6	2437	21.00	21.00			
	11	2462	18.75	18.75			
	12	2467	15.50	15.50			
	13	2472	12.00	12.00			
802.11n HT20	1	2412	18.75	18.50	16.00	16.00	19.00
	6	2437	21.00	21.00	21.00	21.00	24.00
	11	2462	18.75	18.75	17.00	17.00	20.00
	12	2467	15.50	15.50	12.00	12.00	15.00
	13	2472	11.50	12.00	9.50	9.50	12.50
802.11n HT40	3	2422	16.50	16.25	15.50	15.50	18.50
	6	2437	17.50	17.50	16.00	16.00	19.00
	9	2452	17.00	16.00	14.50	14.50	17.50
	10	2457	11.00	11.00	8.50	8.50	11.50
	11	2462	11.00	11.00	9.50	9.50	12.50
802.11ax HE20	1	2412	18.75	18.00	16.00	16.00	19.00
	6	2437	21.00	21.00	20.50	20.50	23.50
	11	2462	18.75	18.75	16.50	16.50	19.50
	12	2467	15.50	15.50	12.50	12.50	15.50
	13	2472	12.00	12.00	10.00	10.00	13.00
802.11ax HE40	3	2422	16.50	16.25	15.50	15.50	18.50
	6	2437	17.00	17.00	15.50	15.50	18.50
	9	2452	17.00	16.00	15.00	15.00	18.00
	10	2457	11.00	11.00	9.50	9.50	12.50
	11	2462	11.00	11.00	10.00	10.00	13.00



Tune-up Power (Full)

Bluetooth

Mode	Channel	Frequency	Ant 1 Max Tune-up
BR / EDR	0	2402	10.50
	39	2441	10.50
	78	2480	10.50
LE	0	2402	9.00
	19	2440	9.00
	39	2480	9.00



Tune-up Power (Full)

WLAN 5.2GHz

Mode	Channel	Frequency	SISO Ant 0 Max Tune up	SISO Ant 1 Max Tune up	MIMO Ant 0 Tune up	MIMO Ant 1 Tune up	MIMO Ant 0+1 Max Tune up
802.11a	36	5180	20.00	19.00			
	40	5200	21.00	20.00			
	44	5220	21.00	20.00			
	48	5240	21.00	20.00			
802.11n HT20	36	5180	19.25	18.00	17.00	17.00	20.00
	40	5200	21.00	20.00	18.00	18.00	21.00
	44	5220	21.00	20.00	18.00	18.00	21.00
	48	5240	21.00	20.00	18.00	18.00	21.00
802.11n HT40	38	5190	19.00	17.50	16.50	16.50	19.50
	46	5230	21.00	20.00	19.50	19.50	22.50
802.11ac VHT80	42	5210	19.00	17.00	16.50	16.50	19.50
802.11ax HE20	36	5180	19.50	19.00	18.00	18.00	21.00
	40	5200	21.00	20.00	19.00	19.00	22.00
	44	5220	20.50	20.00	18.50	18.50	21.50
	48	5240	21.00	20.00	19.00	19.00	22.00
802.11ax HE40	38	5190	19.50	17.50	15.50	15.50	18.50
	46	5230	21.00	19.00	19.00	19.00	22.00
802.11ax HE80	42	5210	19.50	17.50	16.50	16.50	19.50



Tune-up Power (Full)

WLAN 5.3GHz

Mode	Channel	Frequency	SISO Ant 0 Max Tune up	SISO Ant 1 Max Tune up	MIMO Ant 0 Tune up	MIMO Ant 1 Tune up	MIMO Ant 0+1 Max Tune up
802.11a	52	5260	21.00	20.00			
	56	5280	21.00	20.00			
	60	5300	20.50	19.00			
	64	5320	20.50	19.00			
802.11n HT20	52	5260	21.00	20.00	18.50	18.50	21.50
	56	5280	21.00	20.00	18.50	18.50	21.50
	60	5300	20.50	19.00	17.50	17.50	20.50
	64	5320	20.50	19.00	17.50	17.50	20.50
802.11n HT40	54	5270	21.00	20.00	20.00	20.00	23.00
	62	5310	18.00	16.50	16.50	16.50	19.50
802.11ac VHT80	58	5290	17.75	18.00	16.50	16.50	19.50
802.11ac VHT160	50	5250	16.50	15.00	13.00	13.00	16.00
802.11ax HE20	52	5260	21.00	20.00	19.00	19.00	22.00
	56	5280	20.00	20.00	19.00	19.00	22.00
	60	5300	20.00	19.00	17.00	17.00	20.00
	64	5320	20.50	19.00	17.00	17.00	20.00
802.11ax HE40	54	5270	21.00	20.00	19.50	19.50	22.50
	62	5310	18.00	17.00	16.00	16.00	19.00
802.11ax HE80	58	5290	17.75	17.50	16.00	16.00	19.00
802.11ax HE160	50	5250	16.00	14.50	13.00	13.00	16.00



Tune-up Power (Full)

WLAN 5.6GHz

Mode	Channel	Frequency	SISO Ant 0 Max Tune up	SISO Ant 1 Max Tune up	MIMO Ant 0 Tune up	MIMO Ant 1 Tune up	MIMO Ant 0+1 Max Tune up
802.11a	100	5500	20.50	19.50			
	116	5580	20.00	19.50			
	120	5600	21.00	19.50			
	124	5620	20.00	19.50			
	132	5660	20.00	19.50			
	140	5700	20.50	19.50			
	144	5720	19.50	19.50			
802.11n HT20	100	5500	20.50	19.50	18.50	18.50	21.50
	116	5580	20.00	19.50	18.50	18.50	21.50
	120	5600	21.00	19.50	18.50	18.50	21.50
	124	5620	20.00	19.50	18.50	18.50	21.50
	132	5660	20.00	19.50	18.50	18.50	21.50
	140	5700	20.00	19.50	18.50	18.50	21.50
	144	5720	20.00	19.50	17.00	17.00	20.00
802.11n HT40	102	5510	19.50	17.00	17.50	17.50	20.50
	110	5550	19.50	17.00	17.50	17.50	20.50
	118	5590	21.00	19.50	19.50	19.50	22.50
	126	5630	20.50	19.50	19.50	19.50	22.50
	134	5670	20.50	19.50	19.50	19.50	22.50
	142	5710	21.00	19.50	18.00	18.00	21.00
802.11ac VHT80	106	5530	19.50	18.00	17.50	17.50	20.50
	122	5610	21.00	19.50	19.00	19.00	22.00
	138	5690	21.00	19.50	18.00	18.00	21.00
802.11ac VHT160	114	5570	16.00	16.00	14.00	14.00	17.00
802.11ax HE20	100	5500	20.00	19.50	19.00	19.00	22.00
	116	5580	20.00	19.50	18.50	18.50	21.50
	120	5600	21.00	19.50	19.00	19.00	22.00
	124	5620	20.00	19.50	18.50	18.50	21.50
	132	5660	20.00	19.50	18.50	18.50	21.50
	140	5700	20.50	19.50	19.00	19.00	22.00
	144	5720	20.50	19.50	17.50	17.50	20.50
802.11ax HE40	102	5510	19.50	18.50	17.00	17.00	20.00
	110	5550	19.50	18.50	17.00	17.00	20.00
	118	5590	21.00	19.50	19.50	19.50	22.50
	126	5630	20.50	19.50	19.50	19.50	22.50
	134	5670	20.50	19.50	19.50	19.50	22.50
	142	5710	21.00	19.50	17.50	17.50	20.50
802.11ax HE80	106	5530	19.00	18.00	17.50	17.50	20.50
	122	5610	21.00	19.50	19.00	19.00	22.00
	138	5690	21.00	19.50	18.00	18.00	21.00
802.11ax HE160	114	5570	15.50	16.00	15.00	15.00	18.00



Tune-up Power (Full)

WLAN 5.8GHz

Mode	Channel	Frequency	SISO Ant 0 Max Tune up	SISO Ant 1 Max Tune up	MIMO Ant 0 Tune up	MIMO Ant 1 Tune up	MIMO Ant 0+1 Max Tune up
802.11a	149	5745	21.00	19.50			
	153	5765	21.00	19.50			
	157	5785	21.00	19.50			
	161	5805	21.00	19.50			
	165	5825	21.00	19.50			
802.11n HT20	149	5745	21.00	19.50	19.50	19.50	22.50
	153	5765	21.00	19.50	19.50	19.50	22.50
	157	5785	21.00	19.50	19.50	19.50	22.50
	161	5805	21.00	19.50	19.50	19.50	22.50
	165	5825	21.00	19.50	19.50	19.50	22.50
802.11n HT40	151	5755	21.50	19.50	19.50	19.50	22.50
	159	5795	21.00	19.50	19.50	19.50	22.50
802.11ac VHT80	155	5775	20.00	18.50	18.50	18.50	21.50
802.11ax HE20	149	5745	21.00	19.50	19.50	19.50	22.50
	153	5765	21.00	19.50	19.50	19.50	22.50
	157	5785	21.00	19.50	19.50	19.50	22.50
	161	5805	20.50	19.50	19.50	19.50	22.50
	165	5825	21.00	19.50	19.50	19.50	22.50
802.11ax HE40	151	5755	21.00	19.50	19.50	19.50	22.50
	159	5795	21.00	19.50	19.50	19.50	22.50
802.11ax HE80	155	5775	20.00	18.50	18.50	18.50	21.50



Tune-up Power (Full)							
UNII-5							
Mode	Channel	Frequency	SISO Ant 0 Max Tune up	SISO Ant 1 Max Tune up	MIMO Ant 0 Tune up	MIMO Ant 1 Tune up	MIMO Ant 0+1 Max Tune up
802.11ax HE20	1	5955	5.00	5.00	1.50	1.50	4.50
	5	5975	5.00	5.00	1.50	1.50	4.50
	9	5995	5.00	5.00	1.50	1.50	4.50
	13	6015	5.00	5.00	1.50	1.50	4.50
	17	6035	5.00	5.00	1.50	1.50	4.50
	21	6055	5.00	5.00	1.50	1.50	4.50
	25	6075	5.00	5.00	1.50	1.50	4.50
	29	6095	5.00	5.00	1.50	1.50	4.50
	33	6115	5.00	5.00	1.50	1.50	4.50
	37	6135	5.00	5.00	1.50	1.50	4.50
	41	6155	5.00	5.00	1.50	1.50	4.50
	45	6175	5.00	5.00	1.50	1.50	4.50
	49	6195	5.00	5.00	1.50	1.50	4.50
	53	6215	5.00	5.00	1.50	1.50	4.50
	57	6235	5.00	5.00	1.50	1.50	4.50
	61	6255	5.00	5.00	1.50	1.50	4.50
	65	6275	5.00	5.00	1.50	1.50	4.50
	69	6295	5.00	5.00	1.50	1.50	4.50
	73	6315	5.00	5.00	1.50	1.50	4.50
	77	6335	5.00	5.00	1.50	1.50	4.50
81	6355	5.00	5.00	1.50	1.50	4.50	
85	6375	5.00	5.00	1.50	1.50	4.50	
89	6395	5.00	5.00	1.50	1.50	4.50	
93	6415	5.00	5.00	1.50	1.50	4.50	
802.11ax HE40	3	5965	8.00	8.00	4.50	4.50	7.50
	11	6005	8.00	8.00	4.50	4.50	7.50
	19	6045	8.00	8.00	4.50	4.50	7.50
	27	6085	8.00	8.00	4.50	4.50	7.50
	35	6125	8.00	8.00	4.50	4.50	7.50
	43	6165	8.00	8.00	4.50	4.50	7.50
	51	6205	8.00	8.00	4.50	4.50	7.50
	59	6245	8.00	8.00	4.50	4.50	7.50
	67	6285	8.00	8.00	4.50	4.50	7.50
	75	6325	8.00	8.00	4.50	4.50	7.50
	83	6365	8.00	8.00	4.50	4.50	7.50
91	6405	8.00	8.00	4.50	4.50	7.50	
802.11ax HE80	7	5985	10.50	10.50	7.00	7.00	10.00
	23	6065	10.50	10.50	7.00	7.00	10.00
	39	6145	10.50	10.50	7.00	7.00	10.00
	55	6225	10.50	10.50	7.00	7.00	10.00
	71	6305	10.50	10.50	7.00	7.00	10.00
	87	6385	10.50	10.50	7.00	7.00	10.00
802.11ax HE160	15	6025	13.50	13.50	10.50	10.50	13.50
	47	6185	13.50	13.50	10.50	10.50	13.50
	79	6345	13.50	13.50	10.50	10.50	13.50



Tune-up Power (Full)

UNII-6

Mode	Channel	Frequency	SISO Ant 0 Max Tune up	SISO Ant 1 Max Tune up	MIMO Ant 0 Tune up	MIMO Ant 1 Tune up	MIMO Ant 0+1 Max Tune up
802.11ax HE20	97	6435	5.00	5.00	2.00	2.00	5.00
	101	6455	5.00	5.00	2.00	2.00	5.00
	105	6475	5.00	5.00	2.00	2.00	5.00
	109	6495	5.00	5.00	2.00	2.00	5.00
	113	6515	5.00	5.00	2.00	2.00	5.00
	117	6535	5.00	5.00	2.00	2.00	5.00
802.11ax HE40	99	6445	8.00	8.00	5.00	5.00	8.00
	107	6485	8.00	8.00	5.00	5.00	8.00
	115	6525	8.00	8.00	5.00	5.00	8.00
802.11ax HE80	103	6465	10.50	10.50	7.50	7.50	10.50
	119	6545	10.50	10.50	7.50	7.50	10.50
802.11ax HE160	111	6505	13.50	13.50	10.50	10.50	13.50



Tune-up Power (Full)

UNII-7

Mode	Channel	Frequency	SISO Ant 0 Max Tune up	SISO Ant 1 Max Tune up	MIMO Ant 0 Tune up	MIMO Ant 1 Tune up	MIMO Ant 0+1 Max Tune up
802.11ax HE20	121	6555	5.00	5.00	1.50	1.50	4.50
	125	6575	5.00	5.00	1.50	1.50	4.50
	129	6595	5.00	5.00	1.50	1.50	4.50
	133	6615	5.00	5.00	1.50	1.50	4.50
	137	6635	5.00	5.00	1.50	1.50	4.50
	141	6655	5.00	5.00	1.50	1.50	4.50
	145	6675	5.00	5.00	1.50	1.50	4.50
	149	6695	5.00	5.00	1.50	1.50	4.50
	153	6715	5.00	5.00	1.50	1.50	4.50
	157	6735	5.00	5.00	1.50	1.50	4.50
	161	6755	5.00	5.00	1.50	1.50	4.50
	165	6775	5.00	5.00	1.50	1.50	4.50
	169	6795	5.00	5.00	1.50	1.50	4.50
	173	6815	5.00	5.00	1.50	1.50	4.50
	177	6835	5.00	5.00	1.50	1.50	4.50
	181	6855	5.00	5.00	1.50	1.50	4.50
185	6875	5.00	5.00	1.50	1.50	4.50	
802.11ax HE40	123	6565	8.00	8.00	5.00	5.00	8.00
	131	6605	8.00	8.00	5.00	5.00	8.00
	139	6645	8.00	8.00	5.00	5.00	8.00
	147	6685	8.00	8.00	5.00	5.00	8.00
	155	6725	8.00	8.00	5.00	5.00	8.00
	163	6765	8.00	8.00	5.00	5.00	8.00
	171	6805	8.00	8.00	5.00	5.00	8.00
	179	6845	8.00	8.00	5.00	5.00	8.00
187	6885	8.00	8.00	5.00	5.00	8.00	
802.11ax HE80	135	6625	10.00	10.50	7.00	7.00	10.00
	151	6705	10.00	10.50	7.00	7.00	10.00
	167	6785	10.00	10.50	7.00	7.00	10.00
	183	6865	10.00	10.50	7.00	7.00	10.00
802.11ax HE160	143	6665	13.50	13.50	10.50	10.50	13.50
	175	6825	13.50	13.50	10.50	10.50	13.50



Tune-up Power (Full)

UNII-8

Mode	Channel	Frequency	SISO Ant 0 Max Tune up	SISO Ant 1 Max Tune up	MIMO Ant 0 Tune up	MIMO Ant 1 Tune up	MIMO Ant 0+1 Max Tune up
802.11ax HE20	189	6895	4.50	5.00	1.50	1.50	4.50
	193	6915	4.50	5.00	1.50	1.50	4.50
	197	6935	4.50	5.00	1.50	1.50	4.50
	201	6955	4.50	5.00	1.50	1.50	4.50
	205	6975	4.50	5.00	1.50	1.50	4.50
	209	6995	4.50	5.00	1.50	1.50	4.50
	213	7015	4.50	5.00	1.50	1.50	4.50
	217	7035	4.50	5.00	1.50	1.50	4.50
	221	7055	4.50	5.00	1.50	1.50	4.50
	225	7075	4.50	5.00	1.50	1.50	4.50
	229	7095	4.50	5.00	1.50	1.50	4.50
	233	7115	1.00	1.00	-2.00	-2.00	1.00
802.11ax HE40	195	6925	8.00	8.00	5.00	5.00	8.00
	203	6965	8.00	8.00	5.00	5.00	8.00
	211	7005	8.00	8.00	5.00	5.00	8.00
	219	7045	8.00	8.00	5.00	5.00	8.00
	227	7085	8.00	8.00	5.00	5.00	8.00
802.11ax HE80	199	6945	10.50	10.50	7.50	7.50	10.50
	215	7025	10.50	10.50	7.50	7.50	10.50
802.11ax HE160	207	6985	13.50	13.50	10.50	10.50	13.50



BUREAU
VERITAS

Appendix E. Measured Conducted Power Result

The measuring conducted power (Unit: dBm) are shown as below.



WCDMA Conducted Power (Full)

Band	WCDMA II			WCDMA IV			WCDMA V		
TX Channel	9262	9400	9538	1312	1413	1513	4132	4182	4233
Rx Channel	9662	9800	9938	1537	1638	1738	4357	4407	4458
Frequency	1852.4	1880	1907.6	1712.4	1732.6	1752.6	826.4	836.4	846.6
RMC 12.2K	21.83	21.85	21.92	21.44	21.35	21.38	23.07	23.22	23.13
HSDPA Subtest-1	20.68	20.91	20.95	20.44	20.37	20.32	22.58	22.73	22.68
HSDPA Subtest-2	20.65	20.96	20.93	20.40	20.33	20.37	22.56	22.78	22.65
HSDPA Subtest-3	20.18	20.46	20.47	19.95	19.89	19.77	22.14	22.28	22.12
HSDPA Subtest-4	20.26	20.41	20.40	19.92	19.86	19.78	22.03	22.25	22.08
DC-HSDPA Subtest-1	20.63	20.87	20.85	20.35	20.29	20.32	22.52	22.75	22.62
DC-HSDPA Subtest-2	20.58	20.82	20.80	20.30	20.26	20.47	22.46	22.68	22.57
DC-HSDPA Subtest-3	20.07	20.37	20.38	19.83	19.82	19.71	21.96	22.21	22.02
DC-HSDPA Subtest-4	20.00	20.34	20.34	19.80	19.78	19.97	21.88	22.19	21.92
HSUPA Subtest-1	20.65	20.88	20.89	20.33	20.32	20.34	22.58	22.67	22.66
HSUPA Subtest-2	18.61	18.89	18.79	18.28	18.27	18.32	20.56	20.63	20.66
HSUPA Subtest-3	19.65	19.91	19.89	19.35	19.36	19.25	21.53	21.69	21.57
HSUPA Subtest-4	18.65	18.84	18.99	18.40	18.28	18.31	20.63	20.76	20.61
HSUPA Subtest-5	20.55	20.71	20.77	20.30	20.21	20.47	22.41	22.71	22.68

LTE Conducted Power (Full)							
LTE Band 2							
BW	MCS Index	RB Size	RB Offset	Low	Mid	High	3GPP MPR (dB)
		Channel		18700	18900	19100	
		Frequency (MHz)		1860	1880	1900	
20M	QPSK	1	0	20.78	20.87	20.84	0
		1	50	20.72	20.84	20.76	0
		1	99	20.65	20.81	20.73	0
		50	0	19.78	19.85	19.84	1
		50	25	19.67	19.84	19.76	1
		50	50	19.73	19.81	19.81	1
		100	0	19.69	19.79	19.74	1
20M	16QAM	1	0	19.64	19.78	19.70	1
		1	50	19.62	19.76	19.70	1
		1	99	19.64	19.75	19.66	1
		50	0	18.56	18.67	18.63	2
		50	25	18.49	18.00	18.58	2
		50	50	18.46	18.64	18.51	2
		100	0	18.54	18.61	18.55	2
20M	64QAM	1	0	18.45	18.55	18.48	2
		1	50	18.42	18.49	18.45	2
		1	99	18.45	18.51	18.48	2
		50	0	17.70	17.88	17.79	3
		50	25	17.74	17.81	17.78	3
		50	50	17.59	17.76	17.66	3
		100	0	17.65	17.75	17.69	3
		Channel		18675	18900	19125	3GPP MPR
		Frequency (MHz)		1857.5	1880	1902.5	
15M	QPSK	1	0	20.81	20.86	20.81	0
		1	37	20.75	20.80	20.76	0
		1	74	20.71	20.79	20.76	0
		36	0	19.68	19.80	19.80	1
		36	19	19.67	19.80	19.76	1
		36	39	19.73	19.73	19.74	1
		75	0	19.61	19.74	19.66	1
15M	16QAM	1	0	19.62	19.69	19.64	1
		1	37	19.60	19.69	19.60	1
		1	74	19.55	19.68	19.57	1
		36	0	18.37	18.57	18.45	2
		36	19	18.52	18.58	18.56	2
		36	39	18.40	18.56	18.54	2
		75	0	18.46	18.60	18.54	2
15M	64QAM	1	0	18.38	18.51	18.44	2
		1	37	18.35	18.46	18.43	2
		1	74	18.42	18.47	18.46	2
		36	0	17.60	17.88	17.72	3
		36	19	17.70	17.74	17.73	3
		36	39	17.51	17.67	17.57	3
		75	0	17.63	17.68	17.67	3

LTE Conducted Power (Full)							
LTE Band 2							
BW	MCS MCS Index	RB Size	RB Offset	Low	Mid	High	3GPP
		Channel		18650	18900	19150	3GPP
		Frequency (MHz)		1855	1880	1905	MPR
10M	QPSK	1	0	20.86	20.77	20.79	0
		1	24	20.82	20.77	20.82	0
		1	49	20.78	20.74	20.77	0
		25	0	19.77	19.82	19.82	1
		25	12	19.65	19.77	19.75	1
		25	25	19.76	19.75	19.79	1
		50	0	19.64	19.79	19.73	1
10M	16QAM	1	0	19.61	19.69	19.62	1
		1	24	19.61	19.67	19.63	1
		1	49	19.57	19.68	19.66	1
		25	0	18.36	18.52	18.41	2
		25	12	18.56	18.62	18.59	2
		25	25	18.42	18.64	18.54	2
		50	0	18.49	18.51	18.47	2
10M	64QAM	1	0	18.39	18.46	18.47	2
		1	24	18.39	18.41	18.39	2
		1	49	18.42	18.49	18.47	2
		25	0	17.65	17.87	17.69	3
		25	12	17.68	17.74	17.69	3
		25	25	17.55	17.73	17.63	3
		50	0	17.57	17.72	17.68	3
BW	MCS Index	Channel		18625	18900	19175	3GPP
		Frequency (MHz)		1852.5	1880	1907.5	MPR
5M	QPSK	1	0	20.85	20.77	20.76	0
		1	12	20.77	20.75	20.78	0
		1	24	20.77	20.73	20.71	0
		12	0	19.71	19.82	19.80	1
		12	6	19.60	19.80	19.67	1
		12	13	19.76	19.75	19.71	1
		25	0	19.67	19.76	19.73	1
5M	16QAM	1	0	19.62	19.74	19.62	1
		1	12	19.52	19.72	19.64	1
		1	24	19.63	19.72	19.62	1
		12	0	18.41	18.51	18.50	2
		12	6	18.52	18.66	18.61	2
		12	13	18.41	18.59	18.49	2
		25	0	18.44	18.59	18.55	2
5M	64QAM	1	0	18.37	18.48	18.45	2
		1	12	18.41	18.43	18.37	2
		1	24	18.39	18.43	18.45	2
		12	0	17.61	17.88	17.73	3
		12	6	17.65	17.81	17.68	3
		12	13	17.52	17.71	17.66	3
		25	0	17.64	17.75	17.68	3

LTE Conducted Power (Full)							
LTE Band 2							
BW	MCS MCS Index	RB Size	RB Offset	Low	Mid	High	3GPP
		Channel		18615	18900	19185	3GPP
		Frequency (MHz)		1851.5	1880	1908.5	MPR
3M	QPSK	1	0	20.79	20.80	20.77	0
		1	7	20.79	20.76	20.82	0
		1	14	20.73	20.74	20.79	0
		8	0	19.77	19.86	19.81	1
		8	3	19.63	19.81	19.73	1
		8	7	19.78	19.76	19.78	1
		15	0	19.62	19.76	19.69	1
3M	16QAM	1	0	19.60	19.70	19.67	1
		1	7	19.54	19.76	19.64	1
		1	14	19.64	19.75	19.56	1
		8	0	18.38	18.59	18.47	2
		8	3	18.55	18.65	18.58	2
		8	7	18.48	18.60	18.48	2
		15	0	18.48	18.60	18.55	2
3M	64QAM	1	0	18.38	18.52	18.47	2
		1	7	18.34	18.48	18.44	2
		1	14	18.37	18.51	18.41	2
		8	0	17.60	17.78	17.78	3
		8	3	17.70	17.76	17.68	3
		8	7	17.50	17.68	17.65	3
		15	0	17.59	17.68	17.69	3
BW	MCS Index	Channel		18607	18900	19193	3GPP
		Frequency (MHz)		1850.7	1880	1909.3	MPR
1.4M	QPSK	1	0	20.82	20.85	20.83	0
		1	2	20.78	20.75	20.79	0
		1	5	20.75	20.79	20.80	0
		3	0	19.71	19.77	19.79	1
		3	1	19.67	19.80	19.74	1
		3	3	19.77	19.80	19.75	1
		6	0	19.63	19.78	19.71	1
1.4M	16QAM	1	0	19.56	19.76	19.62	1
		1	2	19.62	19.71	19.67	1
		1	5	19.59	19.75	19.57	1
		3	0	18.45	18.60	18.49	2
		3	1	18.51	18.63	18.61	2
		3	3	18.46	18.64	18.51	2
		6	0	18.50	18.59	18.47	2
1.4M	64QAM	1	0	18.40	18.48	18.39	2
		1	2	18.37	18.44	18.34	2
		1	5	18.31	18.48	18.27	2
		3	0	18.36	18.36	18.34	2
		3	1	18.23	18.31	18.21	2
		3	3	18.21	18.26	18.14	2
		6	0	17.68	17.78	17.64	3

LTE Conducted Power (Full)							
LTE Band 4							
BW	MCS Index	RB Size	RB Offset	Low	Mid	High	3GPP MPR (dB)
		Channel		20050	20175	20300	
		Frequency (MHz)		1720	1732.5	1745	
20M	QPSK	1	0	20.48	20.49	20.46	0
		1	50	20.46	20.47	20.44	0
		1	99	20.42	20.43	20.41	0
		50	0	19.29	19.38	19.33	1
		50	25	19.26	19.36	19.28	1
		50	50	19.25	19.33	19.27	1
		100	0	19.20	19.31	19.27	1
20M	16QAM	1	0	19.17	19.29	19.22	1
		1	50	19.12	19.27	19.19	1
		1	99	19.13	19.26	19.20	1
		50	0	18.11	18.23	18.13	2
		50	25	18.15	18.21	18.16	2
		50	50	18.08	18.18	18.11	2
		100	0	18.07	18.16	18.07	2
20M	64QAM	1	0	18.12	18.15	18.04	2
		1	50	18.01	18.07	17.92	2
		1	99	18.00	18.01	17.96	2
		50	0	17.20	17.23	17.16	3
		50	25	17.13	17.15	17.12	3
		50	50	17.03	17.08	17.00	3
		100	0	17.09	17.11	17.05	3
BW	MCS Index	Channel		20025	20175	20325	3GPP MPR
		Frequency (MHz)		1717.5	1732.5	1747.5	
15M	QPSK	1	0	20.28	20.33	20.30	0
		1	37	20.34	20.31	20.28	0
		1	74	20.28	20.30	20.24	0
		36	0	19.23	19.38	19.23	1
		36	19	19.20	19.34	19.20	1
		36	39	19.25	19.33	19.17	1
		75	0	19.18	19.27	19.24	1
15M	16QAM	1	0	19.17	19.23	19.22	1
		1	37	19.11	19.26	19.19	1
		1	74	19.03	19.16	19.16	1
		36	0	18.04	18.23	18.09	2
		36	19	18.06	18.14	18.14	2
		36	39	17.98	18.08	18.10	2
		75	0	18.05	18.15	18.06	2
15M	64QAM	1	0	18.05	18.11	18.00	2
		1	37	17.97	18.06	17.83	2
		1	74	17.96	17.94	17.91	2
		36	0	17.20	17.22	17.08	3
		36	19	17.10	17.05	17.10	3
		36	39	16.99	17.06	16.94	3
		75	0	17.01	17.03	17.04	3

LTE Conducted Power (Full)							
LTE Band 4							
BW	MCS MCS Index	RB Size	RB Offset	Low	Mid	High	3GPP
		Channel		20000	20175	20350	3GPP
		Frequency (MHz)		1715	1732.5	1750	MPR
10M	QPSK	1	0	20.31	20.38	20.29	0
		1	24	20.34	20.32	20.24	0
		1	49	20.31	20.29	20.27	0
		25	0	19.26	19.35	19.28	1
		25	12	19.24	19.32	19.28	1
		25	25	19.23	19.26	19.21	1
		50	0	19.13	19.26	19.25	1
10M	16QAM	1	0	19.10	19.28	19.13	1
		1	24	19.02	19.22	19.18	1
		1	49	19.10	19.18	19.13	1
		25	0	18.03	18.22	18.10	2
		25	12	18.06	18.20	18.09	2
		25	25	18.07	18.08	18.09	2
		50	0	18.01	18.15	18.05	2
10M	64QAM	1	0	18.06	18.15	18.01	2
		1	24	18.01	18.01	17.89	2
		1	49	17.94	17.95	17.86	2
		25	0	17.15	17.15	17.10	3
		25	12	17.10	17.08	17.08	3
		25	25	16.93	17.01	16.90	3
		50	0	17.08	17.08	17.00	3
BW	MCS Index	Channel		19975	20175	20375	3GPP
		Frequency (MHz)		1712.5	1732.5	1752.5	MPR
5M	QPSK	1	0	20.33	20.37	20.27	0
		1	12	20.29	20.33	20.32	0
		1	24	20.23	20.26	20.29	0
		12	0	19.26	19.36	19.26	1
		12	6	19.26	19.30	19.21	1
		12	13	19.25	19.32	19.22	1
		25	0	19.15	19.25	19.27	1
5M	16QAM	1	0	19.07	19.20	19.20	1
		1	12	19.03	19.27	19.16	1
		1	24	19.09	19.20	19.17	1
		12	0	18.02	18.14	18.13	2
		12	6	18.12	18.14	18.13	2
		12	13	18.03	18.16	18.05	2
		25	0	17.98	18.06	18.05	2
5M	64QAM	1	0	18.06	18.12	17.99	2
		1	12	17.94	17.98	17.88	2
		1	24	17.99	17.98	17.92	2
		12	0	17.12	17.17	17.13	3
		12	6	17.03	17.15	17.04	3
		12	13	16.94	17.05	16.97	3
		25	0	17.02	17.10	17.05	3

LTE Conducted Power (Full)							
LTE Band 4							
BW	MCS MCS Index	RB Size	RB Offset	Low	Mid	High	3GPP
		Channel		19965	20175	20385	3GPP
		Frequency (MHz)		1711.5	1732.5	1753.5	MPR
3M	QPSK	1	0	20.33	20.33	20.28	0
		1	7	20.26	20.35	20.27	0
		1	14	20.32	20.30	20.31	0
		8	0	19.27	19.29	19.32	1
		8	3	19.22	19.36	19.28	1
		8	7	19.20	19.31	19.20	1
		15	0	19.11	19.28	19.21	1
3M	16QAM	1	0	19.17	19.23	19.13	1
		1	7	19.03	19.21	19.13	1
		1	14	19.12	19.24	19.14	1
		8	0	18.06	18.22	18.10	2
		8	3	18.11	18.11	18.09	2
		8	7	18.04	18.15	18.03	2
		15	0	18.07	18.10	17.97	2
3M	64QAM	1	0	18.08	18.08	18.00	2
		1	7	18.01	18.07	17.82	2
		1	14	17.94	17.93	17.90	2
		8	0	17.20	17.21	17.13	3
		8	3	17.09	17.10	17.09	3
		8	7	16.93	17.06	16.99	3
		15	0	17.02	17.04	17.02	3
BW	MCS Index	Channel		19957	20175	20393	3GPP
		Frequency (MHz)		1710.7	1732.5	1754.3	MPR
1.4M	QPSK	1	0	20.28	20.32	20.31	0
		1	2	20.26	20.35	20.34	0
		1	5	20.30	20.29	20.24	0
		3	0	19.21	19.38	19.27	1
		3	1	19.26	19.30	19.18	1
		3	3	19.15	19.31	19.17	1
		6	0	19.14	19.30	19.26	1
1.4M	16QAM	1	0	19.15	19.27	19.22	1
		1	2	19.10	19.27	19.09	1
		1	5	19.05	19.20	19.17	1
		3	0	18.05	18.15	18.06	2
		3	1	18.15	18.20	18.12	2
		3	3	18.02	18.13	18.01	2
		6	0	18.03	18.06	18.00	2
1.4M	64QAM	1	0	18.01	18.15	18.09	2
		1	2	17.99	18.08	18.03	2
		1	5	17.92	17.98	17.92	2
		3	0	17.95	18.06	18.03	2
		3	1	17.85	17.92	17.88	2
		3	3	17.77	17.85	17.79	2
		6	0	17.08	17.22	17.13	3

LTE Conducted Power (Full)							
LTE Band 5							
BW	MCS Index	RB Size	RB Offset	Low	Mid	High	3GPP MPR (dB)
		Channel		20450	20525	20600	
		Frequency (MHz)		829	836.5	844	
10M	QPSK	1	0	22.67	22.71	22.64	0
		1	24	22.65	22.66	22.61	0
		1	49	22.49	22.55	22.43	0
		25	0	21.69	21.72	21.68	1
		25	12	21.66	21.71	21.66	1
		25	25	21.55	21.62	21.48	1
		50	0	21.57	21.59	21.49	1
10M	16QAM	1	0	22.12	22.13	22.10	1
		1	24	22.04	22.06	21.98	1
		1	49	21.89	21.98	21.80	1
		25	0	20.70	20.74	20.69	2
		25	12	20.58	20.66	20.55	2
		25	25	20.56	20.64	20.52	2
		50	0	20.50	20.59	20.43	2
10M	64QAM	1	0	20.60	20.68	20.51	2
		1	24	20.53	20.61	20.51	2
		1	49	20.49	20.55	20.41	2
		25	0	19.70	19.78	19.65	3
		25	12	19.68	19.73	19.67	3
		25	25	19.68	19.68	19.66	3
		50	0	19.60	19.70	19.54	3
BW	MCS Index	Channel		20425	20525	20625	3GPP MPR
		Frequency (MHz)		826.5	836.5	846.5	
5M	QPSK	1	0	22.50	22.58	22.36	0
		1	12	22.45	22.53	22.41	0
		1	24	22.29	22.35	22.30	0
		12	0	21.57	21.62	21.55	1
		12	6	21.56	21.51	21.49	1
		12	13	21.35	21.46	21.34	1
		25	0	21.43	21.49	21.39	1
5M	16QAM	1	0	22.02	21.94	21.91	1
		1	12	21.86	21.87	21.82	1
		1	24	21.79	21.88	21.60	1
		12	0	20.51	20.56	20.58	2
		12	6	20.45	20.50	20.45	2
		12	13	20.39	20.54	20.34	2
		25	0	20.39	20.40	20.23	2
5M	64QAM	1	0	20.51	20.67	20.45	2
		1	12	20.48	20.55	20.49	2
		1	24	20.39	20.47	20.35	2
		12	0	19.69	19.72	19.56	3
		12	6	19.66	19.63	19.60	3
		12	13	19.67	19.58	19.59	3
		25	0	19.58	19.69	19.53	3

LTE Conducted Power (Full)							
LTE Band 5							
BW	MCS MCS Index	RB Size	RB Offset	Low	Mid	High	3GPP
		Channel		20415	20525	20635	3GPP
		Frequency (MHz)		825.5	836.5	847.5	MPR
3M	QPSK	1	0	22.47	22.55	22.32	0
		1	7	22.55	22.52	22.42	0
		1	14	22.38	22.45	22.28	0
		8	0	21.54	21.62	21.54	1
		8	3	21.53	21.58	21.49	1
		8	7	21.45	21.50	21.36	1
3M	16QAM	15	0	21.45	21.46	21.36	1
		1	0	22.02	21.95	21.91	1
		1	7	21.92	21.89	21.78	1
		1	14	21.74	21.85	21.64	1
		8	0	20.57	20.56	20.56	2
		8	3	20.43	20.46	20.42	2
3M	64QAM	8	7	20.42	20.51	20.39	2
		15	0	20.32	20.39	20.29	2
		1	0	20.51	20.61	20.49	2
		1	7	20.48	20.54	20.43	2
		1	14	20.42	20.55	20.31	2
		8	0	19.60	19.72	19.56	3
BW	MCS Index	Channel		20407	20525	20643	3GPP
		Frequency (MHz)		824.7	836.5	848.3	MPR
		1.4M	QPSK	8	3	19.65	19.63
8	7			19.63	19.58	19.61	3
15	0			19.54	19.70	19.47	3
1	0			22.43	22.42	22.25	0
1	2			22.35	22.39	22.29	0
1	5			22.21	22.30	22.18	0
1.4M	16QAM	3	0	22.43	22.50	22.47	0
		3	1	22.35	22.53	22.45	0
		3	3	22.22	22.48	22.20	0
		6	0	21.30	21.28	21.16	1
		1	0	21.84	22.00	21.99	1
		1	2	21.83	21.76	21.75	1
1.4M	64QAM	1	5	21.70	21.78	21.64	1
		3	0	21.57	21.52	21.39	1
		3	1	21.40	21.37	21.35	1
		3	3	21.36	21.52	21.20	1
		6	0	20.29	20.28	20.29	2
		1	0	20.19	20.32	20.23	2
1.4M	64QAM	1	2	20.15	20.25	20.19	2
		1	5	20.01	20.17	20.07	2
		3	0	20.12	20.22	20.13	2
		3	1	20.06	20.16	20.09	2
		3	3	20.07	20.11	20.07	2
		6	0	19.96	20.13	20.03	3

LTE Conducted Power (Full)							
LTE Band 7							
BW	MCS Index	RB Size	RB Offset	Low	Mid	High	3GPP MPR (dB)
		Channel		20850	21100	21350	
		Frequency (MHz)		2510	2535	2560	
20M	QPSK	1	0	20.98	20.99	20.97	0
		1	50	20.95	20.96	20.94	0
		1	99	20.94	20.95	20.93	0
		50	0	19.90	19.94	19.89	1
		50	25	19.88	19.91	19.80	1
		50	50	19.80	19.89	19.72	1
		100	0	19.85	19.86	19.85	1
20M	16QAM	1	0	19.81	19.83	19.74	1
		1	50	19.81	19.81	19.71	1
		1	99	19.73	19.79	19.70	1
		50	0	18.77	18.77	18.76	2
		50	25	18.66	18.74	18.60	2
		50	50	18.73	18.73	18.69	2
		100	0	18.65	18.68	18.60	2
20M	64QAM	1	0	18.65	18.71	18.56	2
		1	50	18.62	18.66	18.53	2
		1	99	18.56	18.61	18.48	2
		50	0	17.75	17.82	17.73	3
		50	25	17.71	17.76	17.63	3
		50	50	17.68	17.69	17.59	3
		100	0	17.72	17.72	17.63	3
BW	MCS Index	Channel		20825	21100	21375	3GPP MPR
		Frequency (MHz)		2507.5	2535	2562.5	
15M	QPSK	1	0	20.80	20.85	20.83	0
		1	37	20.79	20.82	20.78	0
		1	74	20.77	20.85	20.82	0
		36	0	19.88	19.94	19.89	1
		36	19	19.83	19.85	19.77	1
		36	39	19.78	19.81	19.68	1
		75	0	19.80	19.76	19.76	1
15M	16QAM	1	0	19.71	19.77	19.72	1
		1	37	19.76	19.77	19.61	1
		1	74	19.66	19.69	19.68	1
		36	0	18.76	18.75	18.67	2
		36	19	18.57	18.70	18.58	2
		36	39	18.70	18.64	18.60	2
		75	0	18.63	18.58	18.51	2
15M	64QAM	1	0	18.58	18.65	18.53	2
		1	37	18.52	18.61	18.49	2
		1	74	18.53	18.56	18.41	2
		36	0	17.72	17.78	17.64	3
		36	19	17.71	17.74	17.57	3
		36	39	17.61	17.68	17.51	3
		75	0	17.62	17.68	17.53	3

LTE Conducted Power (Full)							
LTE Band 7							
BW	MCS MCS Index	RB Size	RB Offset	Low	Mid	High	3GPP
		Channel		20800	21100	21400	3GPP
		Frequency (MHz)		2505	2535	2565	MPR
10M	QPSK	1	0	20.86	20.79	20.80	0
		1	24	20.85	20.85	20.82	0
		1	49	20.75	20.79	20.73	0
		25	0	19.82	19.87	19.87	1
		25	12	19.81	19.86	19.73	1
		25	25	19.73	19.85	19.72	1
		50	0	19.84	19.83	19.83	1
10M	16QAM	1	0	19.80	19.77	19.68	1
		1	24	19.81	19.76	19.70	1
		1	49	19.67	19.74	19.66	1
		25	0	18.77	18.68	18.75	2
		25	12	18.56	18.72	18.60	2
		25	25	18.65	18.72	18.60	2
		50	0	18.55	18.68	18.59	2
10M	64QAM	1	0	18.63	18.66	18.55	2
		1	24	18.59	18.57	18.44	2
		1	49	18.54	18.54	18.46	2
		25	0	17.75	17.79	17.63	3
		25	12	17.70	17.67	17.53	3
		25	25	17.63	17.62	17.57	3
		50	0	17.64	17.68	17.53	3
BW	MCS Index	Channel		20775	21100	21425	3GPP
		Frequency (MHz)		2502.5	2535	2567.5	MPR
5M	QPSK	1	0	20.82	20.86	20.85	0
		1	12	20.77	20.77	20.83	0
		1	24	20.81	20.77	20.77	0
		12	0	19.86	19.88	19.81	1
		12	6	19.88	19.82	19.72	1
		12	13	19.76	19.79	19.68	1
		25	0	19.79	19.80	19.77	1
5M	16QAM	1	0	19.74	19.78	19.74	1
		1	12	19.77	19.76	19.67	1
		1	24	19.65	19.77	19.63	1
		12	0	18.69	18.76	18.67	2
		12	6	18.56	18.74	18.57	2
		12	13	18.63	18.67	18.62	2
		25	0	18.62	18.60	18.57	2
5M	64QAM	1	0	18.60	18.66	18.47	2
		1	12	18.60	18.66	18.45	2
		1	24	18.56	18.52	18.45	2
		12	0	17.67	17.76	17.73	3
		12	6	17.66	17.67	17.58	3
		12	13	17.62	17.63	17.49	3
		25	0	17.67	17.62	17.55	3

LTE Conducted Power (Full)							
LTE Band 12							
BW	MCS Index	RB Size	RB Offset	Low	Mid	High	3GPP MPR (dB)
		Channel		23060	23095	23130	
		Frequency (MHz)		704	707.5	711	
10M	QPSK	1	0	22.76	22.83	22.71	0
		1	24	22.61	22.66	22.59	0
		1	49	22.61	22.65	22.57	0
		25	0	21.83	21.91	21.76	1
		25	12	21.79	21.89	21.68	1
		25	25	21.78	21.87	21.69	1
		50	0	21.76	21.79	21.73	1
10M	16QAM	1	0	21.98	22.01	21.90	1
		1	24	21.91	21.98	21.85	1
		1	49	21.78	21.86	21.68	1
		25	0	20.96	21.02	20.96	2
		25	12	20.94	20.99	20.91	2
		25	25	20.86	20.88	20.77	2
		50	0	20.70	20.76	20.62	2
10M	64QAM	1	0	20.76	20.86	20.73	2
		1	24	20.77	20.79	20.70	2
		1	49	20.62	20.72	20.61	2
		25	0	19.79	19.83	19.73	3
		25	12	19.77	19.77	19.74	3
		25	25	19.69	19.70	19.62	3
		50	0	19.70	19.73	19.66	3
BW	MCS Index	Channel		23035	23095	23155	3GPP MPR
		Frequency (MHz)		701.5	707.5	713.5	
5M	QPSK	1	0	22.57	22.71	22.53	0
		1	12	22.46	22.55	22.42	0
		1	24	22.50	22.53	22.40	0
		12	0	21.73	21.75	21.62	1
		12	6	21.71	21.72	21.68	1
		12	13	21.59	21.70	21.58	1
		25	0	21.60	21.60	21.63	1
5M	16QAM	1	0	21.86	21.86	21.77	1
		1	12	21.73	21.88	21.65	1
		1	24	21.58	21.69	21.50	1
		12	0	20.76	20.86	20.81	2
		12	6	20.75	20.88	20.74	2
		12	13	20.75	20.78	20.59	2
		25	0	20.57	20.61	20.50	2
5M	64QAM	1	0	20.67	20.84	20.70	2
		1	12	20.71	20.70	20.68	2
		1	24	20.54	20.66	20.61	2
		12	0	19.71	19.77	19.64	3
		12	6	19.71	19.76	19.70	3
		12	13	19.68	19.67	19.58	3
		25	0	19.62	19.69	19.62	3

LTE Conducted Power (Full)							
LTE Band 12							
BW	MCS MCS Index	RB Size	RB Offset	Low	Mid	High	3GPP
		Channel		23025	23095	23165	3GPP
		Frequency (MHz)		700.5	707.5	714.5	MPR
3M	QPSK	1	0	22.57	22.67	22.60	0
		1	7	22.48	22.46	22.44	0
		1	14	22.50	22.55	22.37	0
		8	0	21.72	21.72	21.63	1
		8	3	21.76	21.78	21.73	1
		8	7	21.66	21.75	21.52	1
		15	0	21.62	21.65	21.55	1
3M	16QAM	1	0	21.81	21.83	21.79	1
		1	7	21.75	21.83	21.72	1
		1	14	21.62	21.66	21.58	1
		8	0	20.80	20.90	20.86	2
		8	3	20.74	20.83	20.76	2
		8	7	20.67	20.76	20.63	2
		15	0	20.51	20.56	20.44	2
3M	64QAM	1	0	20.76	20.85	20.67	2
		1	7	20.76	20.77	20.60	2
		1	14	20.58	20.67	20.59	2
		8	0	19.69	19.76	19.70	3
		8	3	19.71	19.72	19.74	3
		8	7	19.60	19.70	19.56	3
		15	0	19.66	19.72	19.61	3
BW	MCS Index	Channel		23017	23095	23173	3GPP
		Frequency (MHz)		699.7	707.5	715.3	MPR
1.4M	QPSK	1	0	22.49	22.60	22.60	0
		1	2	22.35	22.32	22.32	0
		1	5	22.39	22.50	22.31	0
		3	0	22.68	22.62	22.61	0
		3	1	22.69	22.77	22.72	0
		3	3	22.53	22.72	22.40	0
		6	0	21.61	21.51	21.50	1
1.4M	16QAM	1	0	21.81	21.81	21.77	1
		1	2	21.60	21.80	21.67	1
		1	5	21.56	21.62	21.55	1
		3	0	21.65	21.90	21.76	1
		3	1	21.60	21.72	21.67	1
		3	3	21.62	21.71	21.50	1
		6	0	20.36	20.46	20.42	2
1.4M	64QAM	1	0	20.37	20.44	20.35	2
		1	2	20.33	20.38	20.28	2
		1	5	20.28	20.31	20.20	2
		3	0	20.33	20.35	20.28	2
		3	1	20.19	20.28	20.16	2
		3	3	20.22	20.22	20.22	2
		6	0	19.38	19.39	19.30	3

LTE Conducted Power (Full)							
LTE Band 13							
BW	MCS Index	RB Size	RB Offset		Mid		3GPP MPR (dB)
		Channel			23230		
		Frequency (MHz)			782		
10M	QPSK	1	0		22.77		0
		1	24		22.63		0
		1	49		22.59		0
		25	0		21.81		1
		25	12		21.79		1
		25	25		21.76		1
		50	0		21.74		1
10M	16QAM	1	0		21.98		1
		1	24		21.91		1
		1	49		21.89		1
		25	0		20.86		2
		25	12		20.84		2
		25	25		20.78		2
		50	0		20.77		2
10M	64QAM	1	0		20.83		2
		1	24		20.78		2
		1	49		20.71		2
		25	0		19.85		3
		25	12		19.80		3
		25	25		19.73		3
		50	0		19.78		3
BW	MCS Index	Channel		23205	23230	23255	3GPP MPR
Frequency (MHz)			779.5	782	784.5		
5M	QPSK	1	0	22.45	22.65	22.51	0
		1	12	22.31	22.51	22.25	0
		1	24	22.28	22.41	22.21	0
		12	0	21.48	21.66	21.45	1
		12	6	21.49	21.69	21.53	1
		12	13	21.41	21.66	21.43	1
		25	0	21.40	21.58	21.47	1
5M	16QAM	1	0	21.73	21.83	21.66	1
		1	12	21.71	21.78	21.52	1
		1	24	21.58	21.73	21.56	1
		12	0	20.55	20.70	20.59	2
		12	6	20.57	20.65	20.54	2
		12	13	20.40	20.65	20.43	2
		25	0	20.47	20.57	20.51	2
5M	64QAM	1	0	20.59	20.66	20.54	2
		1	12	20.52	20.59	20.42	2
		1	24	20.45	20.53	20.39	2
		12	0	19.61	19.71	19.54	3
		12	6	19.64	19.65	19.57	3
		12	13	19.53	19.60	19.46	3
		25	0	19.62	19.63	19.58	3

LTE Conducted Power (Full)							
LTE Band 14							
BW	MCS Index	RB Size	RB Offset		Mid		3GPP MPR (dB)
		Channel			23330		
		Frequency (MHz)			793		
10M	QPSK	1	0		22.68		0
		1	24		22.59		0
		1	49		22.58		0
		25	0		21.76		1
		25	12		21.74		1
		25	25		21.69		1
		50	0		21.62		1
10M	16QAM	1	0		21.87		1
		1	24		21.81		1
		1	49		21.77		1
		25	0		20.76		2
		25	12		20.72		2
		25	25		20.69		2
		50	0		20.62		2
10M	64QAM	1	0		20.73		2
		1	24		20.68		2
		1	49		20.62		2
		25	0		19.80		3
		25	12		19.75		3
		25	25		19.69		3
		50	0		19.72		3
BW	MCS Index	Channel		23305	23330	23355	3GPP MPR
		Frequency (MHz)		790.5	793	795.5	
5M	QPSK	1	0	22.56	22.52	22.45	0
		1	12	22.36	22.49	22.34	0
		1	24	22.45	22.42	22.39	0
		12	0	21.46	21.56	21.42	1
		12	6	21.49	21.56	21.51	1
		12	13	21.53	21.52	21.45	1
		25	0	21.33	21.50	21.36	1
5M	16QAM	1	0	21.58	21.76	21.54	1
		1	12	21.60	21.66	21.59	1
		1	24	21.54	21.66	21.57	1
		12	0	20.56	20.62	20.49	2
		12	6	20.52	20.57	20.45	2
		12	13	20.52	20.58	20.45	2
		25	0	20.44	20.42	20.43	2
5M	64QAM	1	0	20.48	20.58	20.42	2
		1	12	20.50	20.51	20.42	2
		1	24	20.39	20.46	20.32	2
		12	0	19.64	19.72	19.64	3
		12	6	19.65	19.65	19.57	3
		12	13	19.54	19.60	19.44	3
		25	0	19.59	19.63	19.55	3

LTE Conducted Power (Full)							
LTE Band 25							
BW	MCS Index	RB Size	RB Offset	Low	Mid	High	3GPP MPR (dB)
		Channel		26140	26365	26590	
		Frequency (MHz)		1860	1882.5	1905	
20M	QPSK	1	0	20.97	20.99	20.98	0
		1	50	20.95	20.96	20.95	0
		1	99	20.93	20.94	20.92	0
		50	0	19.81	19.93	19.90	1
		50	25	19.76	19.89	19.83	1
		50	50	19.80	19.87	19.87	1
		100	0	19.73	19.86	19.83	1
20M	16QAM	1	0	19.72	19.84	19.81	1
		1	50	19.75	19.83	19.81	1
		1	99	19.66	19.81	19.71	1
		50	0	18.67	18.79	18.73	2
		50	25	18.70	18.77	18.74	2
		50	50	18.74	18.75	18.75	2
		100	0	18.59	18.71	18.62	2
20M	64QAM	1	0	18.64	18.78	18.69	2
		1	50	18.64	18.73	18.69	2
		1	99	18.58	18.68	18.59	2
		50	0	17.77	17.85	17.85	3
		50	25	17.78	17.81	17.81	3
		50	50	17.69	17.76	17.72	3
		100	0	17.71	17.79	17.73	3
BW	MCS Index	Channel		26115	26365	26615	3GPP MPR
		Frequency (MHz)		1857.5	1882.5	1907.5	
15M	QPSK	1	0	20.81	20.82	20.79	0
		1	37	20.77	20.81	20.82	0
		1	74	20.82	20.80	20.82	0
		36	0	19.75	19.86	19.87	1
		36	19	19.67	19.85	19.81	1
		36	39	19.71	19.80	19.85	1
		75	0	19.64	19.80	19.82	1
15M	16QAM	1	0	19.67	19.78	19.72	1
		1	37	19.74	19.83	19.75	1
		1	74	19.58	19.72	19.62	1
		36	0	18.64	18.69	18.69	2
		36	19	18.69	18.74	18.64	2
		36	39	18.72	18.68	18.75	2
		75	0	18.55	18.65	18.61	2
15M	64QAM	1	0	18.54	18.72	18.68	2
		1	37	18.59	18.69	18.68	2
		1	74	18.54	18.63	18.54	2
		36	0	17.71	17.82	17.84	3
		36	19	17.76	17.74	17.73	3
		36	39	17.59	17.67	17.64	3
		75	0	17.68	17.79	17.68	3

LTE Conducted Power (Full)							
LTE Band 25							
BW	MCS MCS Index	RB Size	RB Offset	Low	Mid	High	3GPP
		Channel		26090	26365	26640	3GPP
		Frequency (MHz)		1855	1882.5	1910	MPR
10M	QPSK	1	0	20.83	20.79	20.86	0
		1	24	20.79	20.76	20.76	0
		1	49	20.80	20.78	20.75	0
		25	0	19.73	19.92	19.85	1
		25	12	19.68	19.87	19.77	1
		25	25	19.77	19.80	19.80	1
		50	0	19.71	19.76	19.78	1
10M	16QAM	1	0	19.67	19.77	19.76	1
		1	24	19.67	19.82	19.74	1
		1	49	19.57	19.73	19.62	1
		25	0	18.63	18.77	18.69	2
		25	12	18.67	18.73	18.65	2
		25	25	18.72	18.71	18.75	2
		50	0	18.57	18.68	18.61	2
10M	64QAM	1	0	18.61	18.69	18.64	2
		1	24	18.59	18.67	18.65	2
		1	49	18.56	18.62	18.55	2
		25	0	17.70	17.84	17.77	3
		25	12	17.73	17.80	17.75	3
		25	25	17.63	17.75	17.71	3
		50	0	17.61	17.76	17.73	3
BW	MCS Index	Channel		26065	26365	26665	3GPP
		Frequency (MHz)		1852.5	1882.5	1912.5	MPR
5M	QPSK	1	0	20.84	20.84	20.81	0
		1	12	20.84	20.78	20.80	0
		1	24	20.81	20.79	20.73	0
		12	0	19.71	19.86	19.86	1
		12	6	19.71	19.85	19.74	1
		12	13	19.70	19.85	19.85	1
		25	0	19.63	19.81	19.80	1
5M	16QAM	1	0	19.65	19.76	19.78	1
		1	12	19.71	19.76	19.73	1
		1	24	19.66	19.79	19.61	1
		12	0	18.62	18.77	18.69	2
		12	6	18.63	18.70	18.69	2
		12	13	18.70	18.69	18.66	2
		25	0	18.49	18.67	18.59	2
5M	64QAM	1	0	18.59	18.74	18.60	2
		1	12	18.64	18.69	18.61	2
		1	24	18.53	18.61	18.55	2
		12	0	17.71	17.83	17.78	3
		12	6	17.77	17.71	17.80	3
		12	13	17.67	17.70	17.65	3
		25	0	17.67	17.69	17.71	3

LTE Conducted Power (Full)							
LTE Band 25							
BW	MCS MCS Index	RB Size	RB Offset	Low	Mid	High	3GPP
		Channel		26055	26365	26675	3GPP
		Frequency (MHz)		1851.5	1882.5	1913.5	MPR
3M	QPSK	1	0	20.80	20.87	20.83	0
		1	7	20.85	20.81	20.84	0
		1	14	20.81	20.83	20.77	0
		8	0	19.81	19.93	19.82	1
		8	3	19.68	19.87	19.77	1
		8	7	19.78	19.77	19.82	1
3M	16QAM	15	0	19.67	19.77	19.78	1
		1	0	19.66	19.81	19.71	1
		1	7	19.73	19.75	19.72	1
		1	14	19.60	19.74	19.63	1
		8	0	18.65	18.79	18.65	2
		8	3	18.62	18.72	18.68	2
3M	64QAM	8	7	18.67	18.75	18.73	2
		15	0	18.53	18.69	18.59	2
		1	0	18.63	18.75	18.60	2
		1	7	18.55	18.66	18.67	2
		1	14	18.58	18.61	18.59	2
		8	0	17.69	17.75	17.85	3
BW	MCS Index	Channel		26047	26365	26683	3GPP
		Frequency (MHz)		1850.7	1882.5	1914.3	MPR
1.4M	QPSK	8	7	17.66	17.76	17.67	3
		8	3	17.74	17.74	17.72	3
		8	0	17.69	17.73	17.67	3
		1	0	20.78	20.89	20.85	0
		1	2	20.79	20.82	20.79	0
		1	5	20.82	20.83	20.77	0
		3	0	19.74	19.90	19.89	1
1.4M	16QAM	3	1	19.67	19.85	19.83	1
		3	3	19.70	19.77	19.85	1
		6	0	19.65	19.76	19.74	1
		1	0	19.69	19.78	19.75	1
		1	2	19.74	19.74	19.76	1
		1	5	19.63	19.71	19.61	1
		3	0	18.64	18.76	18.67	2
1.4M	64QAM	3	1	18.70	18.67	18.68	2
		3	3	18.65	18.61	18.74	2
		6	0	18.55	18.58	18.53	2
		1	0	18.64	18.74	18.68	2
		1	2	18.55	18.68	18.61	2
		1	5	18.54	18.63	18.60	2
		3	0	18.59	18.66	18.66	2
1.4M	64QAM	3	1	18.55	18.60	18.60	2
		3	3	18.43	18.56	18.52	2
		6	0	17.70	17.78	17.73	3

LTE Conducted Power (Full)							
LTE Band 26							
BW	MCS Index	RB Size	RB Offset	Low	Mid	High	3GPP MPR (dB)
		Channel		26765	26865	26965	
		Frequency (MHz)		821.5	831.5	841.5	
15M	QPSK	1	0	22.67	22.75	22.64	0
		1	37	22.55	22.62	22.46	0
		1	74	22.54	22.59	22.51	0
		36	0	21.71	21.76	21.66	1
		36	19	21.63	21.72	21.55	1
		36	39	21.65	21.66	21.58	1
		75	0	21.56	21.64	21.48	1
15M	16QAM	1	0	21.81	21.86	21.71	1
		1	37	21.72	21.79	21.64	1
		1	74	21.70	21.78	21.61	1
		36	0	20.73	20.73	20.71	2
		36	19	20.58	20.65	20.57	2
		36	39	20.51	20.61	20.50	2
		75	0	20.52	20.55	20.47	2
15M	64QAM	1	0	20.61	20.70	20.52	2
		1	37	20.63	20.64	20.58	2
		1	74	20.52	20.59	20.51	2
		36	0	19.67	19.77	19.59	3
		36	19	19.65	19.73	19.55	3
		36	39	19.65	19.67	19.57	3
		75	0	19.67	19.70	19.59	3
BW	MCS Index	Channel		26740	26865	26990	3GPP MPR
		Frequency (MHz)		819	831.5	844	
10M	QPSK	1	0	22.48	22.62	22.50	0
		1	24	22.40	22.43	22.36	0
		1	49	22.44	22.44	22.31	0
		25	0	21.49	21.61	21.51	1
		25	12	21.49	21.55	21.43	1
		25	25	21.51	21.48	21.43	1
		50	0	21.40	21.46	21.38	1
10M	16QAM	1	0	21.69	21.76	21.59	1
		1	24	21.55	21.65	21.48	1
		1	49	21.56	21.63	21.46	1
		25	0	20.62	20.58	20.51	2
		25	12	20.40	20.54	20.43	2
		25	25	20.31	20.45	20.33	2
		50	0	20.35	20.43	20.36	2
10M	64QAM	1	0	20.53	20.69	20.44	2
		1	24	20.57	20.55	20.51	2
		1	49	20.47	20.58	20.49	2
		25	0	19.66	19.68	19.54	3
		25	12	19.64	19.63	19.46	3
		25	25	19.56	19.64	19.56	3
		50	0	19.61	19.68	19.56	3

LTE Conducted Power (Full)							
LTE Band 26							
BW	MCS MCS Index	RB Size	RB Offset	Low	Mid	High	3GPP
		Channel		26715	26865	27015	3GPP
		Frequency (MHz)		816.5	831.5	846.5	MPR
5M	QPSK	1	0	22.51	22.57	22.48	0
		1	12	22.36	22.46	22.27	0
		1	24	22.42	22.45	22.36	0
		12	0	21.56	21.57	21.56	1
		12	6	21.47	21.59	21.43	1
		12	13	21.46	21.52	21.47	1
		25	0	21.39	21.54	21.32	1
5M	16QAM	1	0	21.64	21.69	21.53	1
		1	12	21.56	21.60	21.44	1
		1	24	21.56	21.58	21.41	1
		12	0	20.53	20.63	20.56	2
		12	6	20.43	20.50	20.42	2
		12	13	20.41	20.48	20.40	2
		25	0	20.32	20.38	20.33	2
5M	64QAM	1	0	20.54	20.68	20.43	2
		1	12	20.63	20.63	20.55	2
		1	24	20.51	20.52	20.50	2
		12	0	19.60	19.73	19.59	3
		12	6	19.63	19.64	19.47	3
		12	13	19.55	19.64	19.48	3
		25	0	19.63	19.60	19.57	3
BW	MCS Index	Channel		26705	26865	27025	3GPP
		Frequency (MHz)		815.5	831.5	847.5	MPR
3M	QPSK	1	0	22.50	22.56	22.48	0
		1	7	22.44	22.42	22.28	0
		1	14	22.40	22.46	22.39	0
		8	0	21.52	21.59	21.51	1
		8	3	21.48	21.61	21.35	1
		8	7	21.46	21.53	21.44	1
		15	0	21.38	21.46	21.31	1
3M	16QAM	1	0	21.65	21.76	21.57	1
		1	7	21.58	21.66	21.45	1
		1	14	21.55	21.62	21.51	1
		8	0	20.56	20.56	20.61	2
		8	3	20.41	20.49	20.37	2
		8	7	20.37	20.51	20.35	2
		15	0	20.42	20.37	20.31	2
3M	64QAM	1	0	20.55	20.61	20.50	2
		1	7	20.58	20.60	20.58	2
		1	14	20.47	20.52	20.46	2
		8	0	19.61	19.77	19.49	3
		8	3	19.57	19.73	19.54	3
		8	7	19.60	19.62	19.56	3
		15	0	19.63	19.60	19.52	3

LTE Conducted Power (Full)							
LTE Band 26							
BW	MCS MCS Index	RB Size	RB Offset	Low	Mid	High	3GPP
		Channel		26697	26865	27033	3GPP
		Frequency (MHz)		814.7	831.5	848.3	MPR
1.4M	QPSK	1	0	22.44	22.49	22.41	0
		1	2	22.30	22.38	22.18	0
		1	5	22.40	22.30	22.32	0
		3	0	22.56	22.53	22.45	0
		3	1	22.37	22.44	22.33	0
		3	3	22.35	22.51	22.41	0
1.4M	16QAM	6	0	21.25	21.39	21.17	1
		1	0	21.55	21.66	21.52	1
		1	2	21.50	21.50	21.39	1
		1	5	21.51	21.54	21.40	1
		3	0	21.46	21.53	21.42	1
		3	1	21.40	21.38	21.30	1
1.4M	64QAM	3	3	21.41	21.48	21.35	1
		6	0	20.18	20.38	20.24	2
		1	0	20.35	20.42	20.25	2
		1	2	20.30	20.37	20.22	2
		1	5	20.22	20.31	20.13	2
		3	0	20.23	20.33	20.13	2
		3	1	20.20	20.27	20.18	2
		3	3	20.18	20.22	20.14	2
6	0	19.36	19.39	19.38	3		

LTE Conducted Power (Full)							
LTE Band 38							
BW	MCS Index	RB Size	RB Offset	Low	Mid	High	3GPP MPR (dB)
		Channel		37850	38000	38150	
		Frequency (MHz)		2580	2595	2610	
20M	QPSK	1	0	21.47	21.49	21.46	0
		1	50	21.44	21.45	21.44	0
		1	99	21.43	21.44	21.42	0
		50	0	20.37	20.43	20.29	1
		50	25	20.37	20.40	20.23	1
		50	50	20.29	20.38	20.22	1
		100	0	20.35	20.36	20.31	1
20M	16QAM	1	0	20.30	20.32	20.27	1
		1	50	20.25	20.29	20.22	1
		1	99	20.23	20.26	20.16	1
		50	0	19.20	19.25	19.17	2
		50	25	19.13	19.23	19.11	2
		50	50	19.19	19.20	19.19	2
		100	0	19.18	19.18	19.17	2
20M	64QAM	1	0	19.18	19.22	19.17	2
		1	50	19.13	19.18	19.13	2
		1	99	19.06	19.13	18.96	2
		50	0	18.27	18.33	18.23	3
		50	25	18.18	18.27	18.16	3
		50	50	18.19	18.21	18.18	3
		100	0	18.15	18.23	18.11	3
BW	MCS Index	Channel		37825	38000	38175	3GPP MPR
		Frequency (MHz)		2577.5	2595	2612.5	
15M	QPSK	1	0	21.35	21.30	21.26	0
		1	37	21.25	21.29	21.34	0
		1	74	21.33	21.24	21.27	0
		36	0	20.37	20.35	20.28	1
		36	19	20.28	20.39	20.31	1
		36	39	20.23	20.35	20.21	1
		75	0	20.31	20.34	20.28	1
15M	16QAM	1	0	20.24	20.27	20.26	1
		1	37	20.19	20.19	20.15	1
		1	74	20.22	20.18	20.11	1
		36	0	19.12	19.16	19.16	2
		36	19	19.05	19.15	19.11	2
		36	39	19.16	19.10	19.19	2
		75	0	19.12	19.15	19.17	2
15M	64QAM	1	0	19.18	19.20	19.13	2
		1	37	19.07	19.15	19.07	2
		1	74	19.06	19.11	18.93	2
		36	0	18.20	18.26	18.16	3
		36	19	18.08	18.19	18.08	3
		36	39	18.09	18.20	18.08	3
		75	0	18.08	18.13	18.06	3

LTE Conducted Power (Full)							
LTE Band 38							
BW	MCS MCS Index	RB Size	RB Offset	Low	Mid	High	3GPP
		Channel		37800	38000	38200	3GPP
		Frequency (MHz)		2575	2595	2615	MPR
10M	QPSK	1	0	21.27	21.39	21.33	0
		1	24	21.29	21.30	21.25	0
		1	49	21.27	21.26	21.28	0
		25	0	20.37	20.40	20.23	1
		25	12	20.27	20.33	20.31	1
		25	25	20.26	20.29	20.12	1
		50	0	20.27	20.28	20.25	1
10M	16QAM	1	0	20.25	20.28	20.17	1
		1	24	20.17	20.19	20.20	1
		1	49	20.16	20.17	20.07	1
		25	0	19.15	19.24	19.16	2
		25	12	19.09	19.14	19.09	2
		25	25	19.14	19.14	19.16	2
		50	0	19.12	19.08	19.07	2
10M	64QAM	1	0	19.09	19.15	19.08	2
		1	24	19.12	19.09	19.05	2
		1	49	19.02	19.11	18.91	2
		25	0	18.20	18.27	18.22	3
		25	12	18.15	18.26	18.11	3
		25	25	18.11	18.13	18.08	3
		50	0	18.11	18.20	18.06	3
BW	MCS Index	Channel		37775	38000	38225	3GPP
		Frequency (MHz)		2572.5	2595	2617.5	MPR
5M	QPSK	1	0	21.32	21.37	21.32	0
		1	12	21.34	21.31	21.29	0
		1	24	21.24	21.34	21.29	0
		12	0	20.36	20.43	20.28	1
		12	6	20.27	20.32	20.24	1
		12	13	20.22	20.38	20.20	1
		25	0	20.32	20.29	20.28	1
5M	16QAM	1	0	20.22	20.23	20.25	1
		1	12	20.19	20.27	20.13	1
		1	24	20.17	20.18	20.09	1
		12	0	19.15	19.22	19.17	2
		12	6	19.03	19.14	19.01	2
		12	13	19.15	19.17	19.14	2
		25	0	19.09	19.08	19.09	2
5M	64QAM	1	0	19.08	19.17	19.13	2
		1	12	19.08	19.16	19.05	2
		1	24	19.06	19.05	18.94	2
		12	0	18.19	18.31	18.20	3
		12	6	18.15	18.26	18.13	3
		12	13	18.09	18.15	18.13	3
		25	0	18.08	18.20	18.06	3

LTE Conducted Power (Full)									
LTE Band 41									
BW	MCS Index	RB Size	RB Offset	Low	Mid	Mid	Mid	High	3GPP MPR (dB)
		Channel		39750	40185	40620	41055	41490	
		Frequency (MHz)		2506	2549.5	2593	2636.5	2680	
20M	QPSK	1	0	21.47	21.48	21.45	21.46	21.43	0
		1	50	21.45	21.47	21.43	21.42	21.41	0
		1	99	21.44	21.46	21.41	21.40	21.39	0
		50	0	20.35	20.44	20.36	20.28	20.32	1
		50	25	20.34	20.42	20.32	20.24	20.26	1
		50	50	20.29	20.40	20.35	20.26	20.29	1
		100	0	20.36	20.39	20.37	20.33	20.30	1
20M	16QAM	1	0	20.35	20.37	20.29	20.25	20.29	1
		1	50	20.25	20.35	20.34	20.28	20.24	1
		1	99	20.28	20.34	20.26	20.21	20.23	1
		50	0	19.30	19.32	19.32	19.22	19.20	2
		50	25	19.25	19.31	19.30	19.28	19.20	2
		50	50	19.19	19.29	19.19	19.13	19.28	2
		100	0	19.21	19.27	19.27	19.17	19.19	2
20M	64QAM	1	0	19.27	19.35	19.25	19.33	19.34	2
		1	50	19.26	19.30	19.28	19.30	19.26	2
		1	99	19.18	19.26	19.26	19.16	19.19	2
		50	0	18.37	18.38	18.30	18.28	18.29	3
		50	25	18.30	18.33	18.23	18.25	18.28	3
		50	50	18.19	18.27	18.18	18.25	18.21	3
		100	0	18.22	18.24	18.24	18.17	18.24	3
BW	MCS Index	Channel		39725	40173	40620	41068	41515	3GPP MPR
Frequency (MHz)		2503.5	2548.3	2593	2637.8	2682.5			
15M	QPSK	1	0	21.31	21.29	21.32	21.29	21.26	0
		1	37	21.28	21.34	21.23	21.26	21.24	0
		1	74	21.33	21.29	21.23	21.26	21.20	0
		36	0	20.32	20.35	20.28	20.24	20.26	1
		36	19	20.30	20.37	20.42	20.26	20.29	1
		36	39	20.35	20.33	20.31	20.17	20.21	1
		75	0	20.27	20.36	20.30	20.33	20.27	1
15M	16QAM	1	0	20.35	20.36	20.29	20.16	20.34	1
		1	37	20.16	20.35	20.32	20.19	20.29	1
		1	74	20.18	20.25	20.21	20.19	20.32	1
		36	0	19.27	19.24	19.22	19.20	19.23	2
		36	19	19.16	19.27	19.21	19.18	19.22	2
		36	39	19.18	19.28	19.15	19.06	19.20	2
		75	0	19.18	19.23	19.18	19.12	19.13	2
15M	64QAM	1	0	19.21	19.33	19.25	19.28	19.33	2
		1	37	19.25	19.21	19.22	19.20	19.33	2
		1	74	19.13	19.17	19.16	19.11	19.30	2
		36	0	18.37	18.34	18.29	18.28	18.25	3
		36	19	18.26	18.25	18.20	18.15	18.30	3
		36	39	18.09	18.22	18.12	18.23	18.20	3
		75	0	18.17	18.22	18.16	18.08	18.22	3



LTE Conducted Power (Full)										
LTE Band 41										
BW	MCS MCS Index	RB Size	RB Offset	Low	Mid	Mid	Mid	High	3GPP	
BW	MCS Index	Channel		39700	40160	40620	41080	41540	3GPP	
		Frequency (MHz)		2501	2547	2593	2639	2685	MPR	
10M	QPSK	1	0	21.37	21.29	21.31	21.25	21.28	0	
		1	24	21.27	21.33	21.27	21.25	21.31	0	
		1	49	21.28	21.31	21.30	21.22	21.28	0	
		25	0	20.25	20.42	20.32	20.19	20.24	1	
		25	12	20.30	20.32	20.40	20.34	20.30	1	
		25	25	20.29	20.37	20.32	20.22	20.27	1	
10M	16QAM	50	0	20.36	20.35	20.33	20.26	20.26	1	
		1	0	20.25	20.28	20.24	20.16	20.26	1	
		1	24	20.15	20.34	20.24	20.26	20.28	1	
		1	49	20.28	20.28	20.18	20.21	20.28	1	
		25	0	19.22	19.23	19.26	19.20	19.22	2	
		25	12	19.20	19.26	19.28	19.26	19.18	2	
10M	64QAM	25	25	19.18	19.22	19.11	19.05	19.22	2	
		50	0	19.19	19.17	19.25	19.16	19.15	2	
		1	0	19.20	19.35	19.21	19.32	19.39	2	
		1	24	19.24	19.26	19.28	19.20	19.33	2	
		1	49	19.09	19.25	19.21	19.10	19.34	2	
		25	0	18.29	18.28	18.22	18.26	18.26	3	
BW	MCS Index	Channel		39675	40148	40620	41093	41565	3GPP	
		Frequency (MHz)		2498.5	2545.8	2593	2640.3	2687.5	MPR	
	5M	QPSK	25	25	18.13	18.26	18.11	18.18	18.29	3
			50	0	18.16	18.16	18.19	18.14	18.29	3
			1	0	21.30	21.32	21.29	21.24	21.29	0
			1	12	21.33	21.28	21.26	21.30	21.25	0
1			24	21.29	21.35	21.28	21.29	21.23	0	
12			0	20.27	20.37	20.33	20.27	20.32	1	
5M	16QAM	12	6	20.33	20.38	20.32	20.29	20.32	1	
		12	13	20.39	20.35	20.34	20.25	20.21	1	
		25	0	20.26	20.38	20.37	20.24	20.33	1	
		1	0	20.33	20.35	20.24	20.23	20.35	1	
		1	12	20.22	20.30	20.34	20.25	20.29	1	
		1	24	20.25	20.29	20.20	20.13	20.25	1	
5M	64QAM	12	0	19.23	19.25	19.28	19.14	19.21	2	
		12	6	19.21	19.22	19.20	19.23	19.22	2	
		12	13	19.19	19.24	19.19	19.03	19.23	2	
		25	0	19.11	19.23	19.20	19.16	19.13	2	
		1	0	19.18	19.28	19.25	19.23	19.37	2	
		1	12	19.26	19.30	19.23	19.25	19.31	2	
5M	64QAM	1	24	19.11	19.21	19.16	19.14	19.32	2	
		12	0	18.35	18.33	18.21	18.28	18.30	3	
		12	6	18.29	18.26	18.15	18.23	18.31	3	
		12	13	18.16	18.26	18.09	18.21	18.25	3	
		25	0	18.12	18.22	18.21	18.10	18.24	3	

LTE Conducted Power (Full)								
LTE Band 48								
BW	MCS Index	RB Size	RB Offset	Low	Mid	Mid	Mid	3GPP MPR (dB)
		Channel		55340	55780	56210	56640	
		Frequency (MHz)		3560	3604	3647	3690	
20M	QPSK	1	0	21.63	21.79	21.51	21.34	0
		1	50	21.62	21.65	21.43	21.25	0
		1	99	21.56	21.61	21.21	21.24	0
		50	0	20.79	20.84	20.78	20.68	1
		50	25	20.78	20.79	20.75	20.62	1
		50	50	20.70	20.74	20.71	20.61	1
		100	0	20.67	20.68	20.58	20.54	1
20M	16QAM	1	0	20.75	20.78	20.77	20.67	1
		1	50	20.61	20.65	20.64	20.55	1
		1	99	20.61	20.64	20.56	20.47	1
		50	0	19.85	19.91	19.84	19.82	2
		50	25	19.80	19.82	19.74	19.66	2
		50	50	19.78	19.79	19.77	19.73	2
		100	0	19.66	19.76	19.74	19.67	2
20M	64QAM	1	0	19.87	19.95	19.90	19.83	2
		1	50	19.85	19.89	19.89	19.80	2
		1	99	19.78	19.82	19.78	19.77	2
		50	0	18.82	18.91	18.86	18.77	3
		50	25	18.76	18.86	18.85	18.71	3
		50	50	18.78	18.81	18.72	18.71	3
		100	0	18.73	18.83	18.73	18.67	3
BW	MCS Index	Channel		55315	55765	56215	56665	3GPP MPR
		Frequency (MHz)		3557.5	3602.5	3647.5	3692.5	
15M	QPSK	1	0	21.50	21.69	21.43	21.31	0
		1	37	21.48	21.55	21.36	21.33	0
		1	74	21.37	21.43	21.39	21.22	0
		36	0	20.60	20.68	20.63	20.48	1
		36	19	20.63	20.61	20.62	20.57	1
		36	39	20.56	20.57	20.57	20.61	1
		75	0	20.56	20.48	20.40	20.34	1
15M	16QAM	1	0	20.60	20.59	20.63	20.53	1
		1	37	20.43	20.49	20.48	20.36	1
		1	74	20.51	20.50	20.41	20.31	1
		36	0	19.65	19.75	19.68	19.63	2
		36	19	19.60	19.63	19.56	19.51	2
		36	39	19.63	19.62	19.63	19.57	2
		75	0	19.51	19.65	19.61	19.51	2
15M	64QAM	1	0	19.79	19.86	19.83	19.83	2
		1	37	19.81	19.79	19.84	19.79	2
		1	74	19.73	19.72	19.70	19.75	2
		36	0	18.78	18.84	18.77	18.68	3
		36	19	18.74	18.79	18.76	18.63	3
		36	39	18.71	18.77	18.69	18.63	3
		75	0	18.68	18.77	18.71	18.67	3

LTE Conducted Power (Full)										
LTE Band 48										
BW	MCS MCS Index	RB Size	RB Offset	Low	Mid	Mid	Mid	3GPP		
		Channel		55290	55750	56220	56690	3GPP MPR		
		Frequency (MHz)		3555	3601	3648	3695			
10M	QPSK	1	0	21.45	21.65	21.38	21.35	0		
		1	24	21.49	21.52	21.39	21.31	0		
		1	49	21.45	21.51	21.39	21.16	0		
		25	0	20.62	20.69	20.66	20.51	1		
		25	12	20.65	20.69	20.57	20.56	1		
		25	25	20.52	20.64	20.53	20.55	1		
10M	16QAM	50	0	20.49	20.51	20.43	20.36	1		
		1	0	20.62	20.65	20.57	20.48	1		
		1	24	20.51	20.52	20.54	20.43	1		
		1	49	20.43	20.48	20.37	20.30	1		
		25	0	19.73	19.72	19.69	19.69	2		
		25	12	19.66	19.71	19.62	19.56	2		
10M	64QAM	25	25	19.61	19.68	19.67	19.57	2		
		50	0	19.55	19.58	19.62	19.56	2		
		1	0	19.86	19.85	19.82	19.76	2		
		1	24	19.76	19.86	19.80	19.76	2		
		1	49	19.72	19.75	19.72	19.73	2		
		25	0	18.74	18.82	18.85	18.73	3		
10M	64QAM	25	12	18.66	18.80	18.82	18.62	3		
		25	25	18.72	18.81	18.66	18.61	3		
		50	0	18.64	18.73	18.67	18.58	3		
		BW	MCS Index	Channel		55265	55745	56235	56715	3GPP MPR
				Frequency (MHz)		3552.5	3600.5	3649.5	3697.5	
		5M	QPSK	1	0	21.48	21.61	21.45	21.38	0
1	12			21.43	21.52	21.36	21.30	0		
1	24			21.42	21.48	21.32	21.20	0		
12	0			20.63	20.72	20.65	20.58	1		
12	6			20.68	20.59	20.64	20.60	1		
12	13			20.59	20.64	20.60	20.61	1		
5M	16QAM	25	0	20.52	20.54	20.45	20.41	1		
		1	0	20.61	20.58	20.64	20.55	1		
		1	12	20.46	20.50	20.48	20.40	1		
		1	24	20.45	20.49	20.46	20.34	1		
		12	0	19.69	19.71	19.70	19.67	2		
		12	6	19.63	19.70	19.56	19.48	2		
5M	64QAM	12	13	19.58	19.59	19.66	19.63	2		
		25	0	19.53	19.63	19.62	19.50	2		
		1	0	19.78	19.88	19.86	19.80	2		
		1	12	19.77	19.85	19.84	19.73	2		
		1	24	19.70	19.82	19.75	19.68	2		
		12	0	18.82	18.81	18.79	18.68	3		
5M	64QAM	12	6	18.68	18.85	18.81	18.61	3		
		12	13	18.69	18.81	18.64	18.66	3		
		25	0	18.63	18.77	18.73	18.63	3		

LTE Conducted Power (Full)							
LTE Band 66							
BW	MCS Index	RB Size	RB Offset	Low	Mid	High	3GPP MPR (dB)
		Channel		132072	132322	132572	
		Frequency (MHz)		1720	1745	1770	
20M	QPSK	1	0	20.95	20.98	20.94	0
		1	50	20.93	20.96	20.92	0
		1	99	20.90	20.91	20.88	0
		50	0	19.80	19.89	19.79	1
		50	25	19.74	19.81	19.63	1
		50	50	19.63	19.83	19.64	1
		100	0	19.76	19.77	19.74	1
20M	16QAM	1	0	19.75	19.79	19.61	1
		1	50	19.59	19.76	19.54	1
		1	99	19.73	19.70	19.68	1
		50	0	18.64	18.72	18.57	2
		50	25	18.60	18.72	18.56	2
		50	50	18.62	18.67	18.62	2
		100	0	18.63	18.68	18.58	2
20M	64QAM	1	0	18.68	18.78	18.58	2
		1	50	18.62	18.71	18.52	2
		1	99	18.55	18.65	18.48	2
		50	0	17.76	17.83	17.68	3
		50	25	17.76	17.77	17.66	3
		50	50	17.69	17.72	17.62	3
		100	0	17.73	17.74	17.63	3
BW	MCS Index	Channel		132047	132322	132597	3GPP MPR
		Frequency (MHz)		1717.5	1745	1772.5	
15M	QPSK	1	0	20.78	20.87	20.74	0
		1	37	20.81	20.84	20.73	0
		1	74	20.75	20.75	20.69	0
		36	0	19.78	19.86	19.76	1
		36	19	19.74	19.79	19.67	1
		36	39	19.71	19.79	19.62	1
		75	0	19.72	19.76	19.79	1
15M	16QAM	1	0	19.74	19.72	19.59	1
		1	37	19.67	19.72	19.57	1
		1	74	19.66	19.76	19.67	1
		36	0	18.62	18.71	18.57	2
		36	19	18.65	18.65	18.55	2
		36	39	18.69	18.68	18.52	2
		75	0	18.60	18.63	18.62	2
15M	64QAM	1	0	18.67	18.75	18.54	2
		1	37	18.57	18.66	18.45	2
		1	74	18.53	18.57	18.48	2
		36	0	17.73	17.75	17.61	3
		36	19	17.74	17.77	17.58	3
		36	39	17.61	17.70	17.62	3
		75	0	17.64	17.72	17.57	3



LTE Conducted Power (Full)							
LTE Band 66							
BW	MCS MCS Index	RB Size	RB Offset	Low	Mid	High	3GPP
		Channel		132022	132322	132622	3GPP
		Frequency (MHz)		1715	1745	1775	MPR
10M	QPSK	1	0	20.79	20.86	20.77	0
		1	24	20.75	20.79	20.76	0
		1	49	20.70	20.72	20.78	0
		25	0	19.82	19.83	19.76	1
		25	12	19.74	19.82	19.64	1
		25	25	19.63	19.81	19.59	1
		50	0	19.80	19.76	19.70	1
10M	16QAM	1	0	19.74	19.80	19.66	1
		1	24	19.62	19.77	19.59	1
		1	49	19.72	19.76	19.60	1
		25	0	18.65	18.73	18.57	2
		25	12	18.58	18.71	18.53	2
		25	25	18.64	18.62	18.54	2
		50	0	18.66	18.66	18.65	2
10M	64QAM	1	0	18.64	18.76	18.53	2
		1	24	18.55	18.63	18.51	2
		1	49	18.48	18.57	18.44	2
		25	0	17.70	17.81	17.58	3
		25	12	17.74	17.72	17.56	3
		25	25	17.69	17.71	17.53	3
		50	0	17.71	17.68	17.61	3
BW	MCS Index	Channel		131997	132322	132647	3GPP
		Frequency (MHz)		1712.5	1745	1777.5	MPR
5M	QPSK	1	0	20.81	20.85	20.84	0
		1	12	20.79	20.83	20.76	0
		1	24	20.71	20.80	20.72	0
		12	0	19.81	19.87	19.73	1
		12	6	19.69	19.76	19.63	1
		12	13	19.70	19.79	19.58	1
		25	0	19.78	19.78	19.79	1
5M	16QAM	1	0	19.76	19.72	19.66	1
		1	12	19.66	19.76	19.58	1
		1	24	19.67	19.71	19.65	1
		12	0	18.66	18.70	18.59	2
		12	6	18.57	18.72	18.51	2
		12	13	18.63	18.68	18.61	2
		25	0	18.58	18.65	18.56	2
5M	64QAM	1	0	18.63	18.74	18.49	2
		1	12	18.53	18.71	18.43	2
		1	24	18.52	18.61	18.39	2
		12	0	17.74	17.77	17.62	3
		12	6	17.68	17.68	17.63	3
		12	13	17.61	17.66	17.53	3
		25	0	17.71	17.71	17.60	3

LTE Conducted Power (Full)							
LTE Band 66							
BW	MCS MCS Index	RB Size	RB Offset	Low	Mid	High	3GPP
		Channel		131987	132322	132657	3GPP
		Frequency (MHz)		1711.5	1745	1778.5	MPR
3M	QPSK	1	0	20.83	20.78	20.78	0
		1	7	20.73	20.76	20.76	0
		1	14	20.70	20.80	20.71	0
		8	0	19.85	19.79	19.78	1
		8	3	19.70	19.85	19.58	1
		8	7	19.69	19.76	19.68	1
3M	16QAM	15	0	19.72	19.78	19.74	1
		1	0	19.75	19.76	19.59	1
		1	7	19.64	19.68	19.49	1
		1	14	19.70	19.68	19.60	1
		8	0	18.67	18.71	18.57	2
		8	3	18.60	18.71	18.53	2
3M	64QAM	8	7	18.60	18.63	18.55	2
		15	0	18.62	18.69	18.60	2
		1	0	18.66	18.73	18.53	2
		1	7	18.54	18.66	18.46	2
		1	14	18.52	18.55	18.43	2
		8	0	17.74	17.80	17.58	3
BW	MCS Index	Channel		131979	132322	132665	3GPP
		Frequency (MHz)		1710.7	1745	1779.3	MPR
1.4M	QPSK	8	7	17.60	17.72	17.61	3
		8	3	17.75	17.71	17.61	3
		15	0	17.70	17.70	17.63	3
		1	0	20.80	20.83	20.76	0
		1	2	20.75	20.78	20.76	0
		1	5	20.74	20.80	20.70	0
1.4M	16QAM	3	0	19.79	19.87	19.73	1
		3	1	19.75	19.76	19.61	1
		3	3	19.73	19.83	19.64	1
		6	0	19.79	19.73	19.77	1
		1	0	19.70	19.75	19.65	1
		1	2	19.68	19.69	19.53	1
1.4M	64QAM	1	5	19.73	19.68	19.61	1
		3	0	18.65	18.74	18.61	2
		3	1	18.65	18.65	18.55	2
		3	3	18.62	18.66	18.52	2
		6	0	18.66	18.61	18.57	2
		1	0	18.68	18.73	18.65	2
1.4M	64QAM	1	2	18.59	18.65	18.51	2
		1	5	18.51	18.60	18.41	2
		3	0	18.53	18.62	18.48	2
		3	1	18.58	18.58	18.49	2
		3	3	18.49	18.53	18.47	2
		6	0	17.69	17.72	17.61	3

LTE Conducted Power (Full)							
LTE Band 71							
BW	MCS Index	RB Size	RB Offset	Low	Mid	Mid	3GPP MPR (dB)
		Channel		133222	133297	133372	
		Frequency (MHz)		673	680.5	688	
20M	QPSK	1	0	22.47	22.66	22.62	0
		1	50	22.45	22.64	22.50	0
		1	99	22.43	22.51	22.43	0
		50	0	21.57	21.67	21.52	1
		50	25	21.55	21.62	21.54	1
		50	50	21.49	21.61	21.46	1
		100	0	21.40	21.54	21.42	1
20M	16QAM	1	0	21.74	21.83	21.74	1
		1	50	21.73	21.82	21.72	1
		1	99	21.66	21.77	21.65	1
		50	0	20.61	20.72	20.66	2
		50	25	20.52	20.65	20.60	2
		50	50	20.57	20.63	20.50	2
		100	0	20.54	20.59	20.52	2
20M	64QAM	1	0	20.64	20.71	20.67	2
		1	50	20.56	20.66	20.57	2
		1	99	20.55	20.61	20.56	2
		50	0	19.77	19.82	19.72	3
		50	25	19.72	19.76	19.68	3
		50	50	19.68	19.71	19.67	3
		100	0	19.67	19.72	19.62	3
BW	MCS Index	Channel		133197	133297	133397	3GPP MPR
		Frequency (MHz)		670.5	680.5	690.5	
15M	QPSK	1	0	22.27	22.56	22.48	0
		1	37	22.28	22.52	22.40	0
		1	74	22.26	22.39	22.26	0
		36	0	21.42	21.54	21.40	1
		36	19	21.43	21.42	21.36	1
		36	39	21.36	21.48	21.27	1
		75	0	21.20	21.44	21.22	1
15M	16QAM	1	0	21.56	21.69	21.57	1
		1	37	21.54	21.71	21.55	1
		1	74	21.56	21.57	21.47	1
		36	0	20.49	20.57	20.46	2
		36	19	20.37	20.50	20.50	2
		36	39	20.45	20.52	20.35	2
		75	0	20.42	20.46	20.32	2
15M	64QAM	1	0	20.64	20.68	20.57	2
		1	37	20.51	20.60	20.49	2
		1	74	20.50	20.59	20.51	2
		36	0	19.73	19.75	19.70	3
		36	19	19.66	19.70	19.68	3
		36	39	19.67	19.63	19.58	3
		75	0	19.61	19.68	19.60	3

LTE Conducted Power (Full)							
LTE Band 71							
BW	MCS MCS Index	RB Size	RB Offset	Low	Mid	Mid	3GPP
		Channel		133172	133297	133422	3GPP
		Frequency (MHz)		668	680.5	693	MPR
10M	QPSK	1	0	22.31	22.53	22.41	0
		1	24	22.27	22.48	22.36	0
		1	49	22.33	22.31	22.23	0
		25	0	21.43	21.49	21.34	1
		25	12	21.40	21.51	21.40	1
		25	25	21.38	21.42	21.33	1
		50	0	21.28	21.37	21.23	1
10M	16QAM	1	0	21.63	21.64	21.55	1
		1	24	21.56	21.64	21.56	1
		1	49	21.49	21.60	21.51	1
		25	0	20.42	20.53	20.56	2
		25	12	20.34	20.47	20.49	2
		25	25	20.38	20.50	20.33	2
		50	0	20.36	20.42	20.40	2
10M	64QAM	1	0	20.59	20.63	20.65	2
		1	24	20.46	20.66	20.48	2
		1	49	20.52	20.54	20.54	2
		25	0	19.72	19.74	19.71	3
		25	12	19.65	19.69	19.66	3
		25	25	19.67	19.61	19.62	3
		50	0	19.65	19.64	19.56	3
BW	MCS Index	Channel		133147	133297	133447	3GPP
		Frequency (MHz)		665.5	680.5	695.5	MPR
5M	QPSK	1	0	22.31	22.46	22.40	0
		1	12	22.27	22.48	22.32	0
		1	24	22.29	22.35	22.23	0
		12	0	21.43	21.48	21.42	1
		12	6	21.37	21.51	21.38	1
		12	13	21.29	21.45	21.36	1
		25	0	21.25	21.36	21.25	1
5M	16QAM	1	0	21.55	21.63	21.56	1
		1	12	21.56	21.69	21.54	1
		1	24	21.52	21.62	21.55	1
		12	0	20.45	20.52	20.50	2
		12	6	20.34	20.49	20.40	2
		12	13	20.45	20.50	20.36	2
		25	0	20.41	20.40	20.38	2
5M	64QAM	1	0	20.64	20.67	20.57	2
		1	12	20.51	20.62	20.56	2
		1	24	20.51	20.59	20.56	2
		12	0	19.67	19.78	19.62	3
		12	6	19.71	19.71	19.63	3
		12	13	19.61	19.62	19.66	3
		25	0	19.65	19.65	19.60	3

Uplink Carrier Aggregation Scenarios Conducted Power

Configuure	Combination	PCC								SCC						Measurement Power			
		Band	BW (MHz)	Modulation	RB Size	RB Offset	UL Channel	UL Frequency (MHz)	Band	BW (MHz)	Modulation	RB Size	RB Offset	UL Channel	UL Frequency (MHz)	Maximum Tune-up Power	Single Carrier Tx Power without UL-CA Active (dBm)	MPR Level (dB)	Tx Power with UL-CA Active (dBm)
																			Total
Intra Band Contiguous	CA_5B	5	10	QPSK	1	0	20450	829	5	10	QPSK	1	49	20549	838.9	23.5	22.62	0-8.5	13.08
					1	49						23.5	22.49			0	22.48		
		5	10	QPSK	1	0	20525	836.5	5	10	QPSK	1	49	20624	846.4	23.5	22.71	0-8.5	13.05
					1	49						23.5	22.55			0	22.44		
		5	10	QPSK	1	0	20501	834.1	5	10	QPSK	1	49	20600	844	23.5	22.54	0-8.5	13.09
					1	49						23.5	22.43			0	22.41		
	CA_7C	7	20	QPSK	1	0	20850	2510	7	20	QPSK	1	99	21048	2529.8	21	20.98	0-8.5	13.83
					1	99						21	20.95			0	20.46		
		7	20	QPSK	1	0	21100	2535	7	20	QPSK	1	99	21298	2554.8	21	20.99	0-8.5	13.84
					1	99						21	20.95			0	20.29		
		7	20	QPSK	1	0	21152	2540.2	7	20	QPSK	1	99	21350	2560	21	20.97	0-8.5	13.98
					1	99						21	20.93			0	20.49		
	CA_38C	38	20	QPSK	1	0	37850	2580	38	20	QPSK	1	99	38048	2599.8	21.5	21.47	0-8.5	14.22
					1	99						21.5	21.43			0	20.81		
		38	20	QPSK	1	0	38000	2595	38	20	QPSK	1	99	38198	2614.8	21.5	21.49	0-8.5	14.26
					1	99						21.5	21.44			0	20.84		
		38	20	QPSK	1	0	37952	2590.2	38	20	QPSK	1	99	38150	2610	21.5	21.46	0-8.5	14.21
					1	99						21.5	21.42			0	20.85		
	CA_41C	41	20	QPSK	1	0	39750	2506	41	20	QPSK	1	99	39948	2525.8	21.5	21.47	0-8.5	17.47
					1	99						21.5	21.44			0	20.93		
		41	20	QPSK	1	0	39790	2510	41	20	QPSK	1	99	40712	2602.2	21.5	21.46	0-8.5	17.41
					1	99						21.5	21.43			0	20.90		
		41	20	QPSK	1	0	40185	2549.5	41	20	QPSK	1	99	40383	2569.3	21.5	21.48	0-8.5	17.41
					1	99						21.5	21.46			0	20.90		
		41	20	QPSK	1	0	40620	2593	41	20	QPSK	1	99	40818	2612.8	21.5	21.45	0-8.5	17.38
					1	99						21.5	21.41			0	20.97		
		41	20	QPSK	1	0	41055	2636.5	41	20	QPSK	1	99	41253	2656.3	21.5	21.44	0-8.5	17.36
					1	99						21.5	21.4			0	20.84		
41	20	QPSK	1	0	41292	2660.2	41	20	QPSK	1	99	41490	2680	21.5	21.43	0-8.5	17.33		
			1	99						21.5	21.39			0	20.81				



Conducted Power (Full)			
WLAN2.4GHz Ant 0			
Mode	Channel	Frequency	SISO Ant 0 Avg. Power
802.11b	1	2412	20.53
	6	2437	20.99
	11	2462	20.5
	12	2467	18.44
	13	2472	15.3
802.11g	1	2412	19.07
	6	2437	20.85
	11	2462	18.37
	12	2467	15.33
	13	2472	11.66
802.11n HT20	1	2412	18.23
	6	2437	20.89
	11	2462	17.77
	12	2467	15.21
	13	2472	11.39
802.11n HT40	3	2422	16.23
	6	2437	17.22
	9	2452	15.78
	10	2457	10.65
	11	2462	10.69
802.11ax HE20	1	2412	17.67
	6	2437	20.79
	11	2462	17.38
	12	2467	15.07
	13	2472	11.66
802.11ax HE40	3	2422	15.87
	6	2437	16.6
	9	2452	15.64
	10	2457	10.85
	11	2462	10.87



Conducted Power (Full)			
WLAN2.4GHz Ant 1			
Mode	Channel	Frequency	SISO Ant 1 Avg. Power
802.11b	1	2412	20.41
	6	2437	20.47
	11	2462	20.97
	12	2467	18.77
	13	2472	15.11
802.11g	1	2412	19.04
	6	2437	20.54
	11	2462	18.55
	12	2467	15.4
	13	2472	11.88
802.11n HT20	1	2412	18.47
	6	2437	20.96
	11	2462	18.07
	12	2467	15.17
	13	2472	11.75
802.11n HT40	3	2422	16.17
	6	2437	17.19
	9	2452	15.63
	10	2457	10.69
	11	2462	10.86
802.11ax HE20	1	2412	17.74
	6	2437	20.47
	11	2462	17.57
	12	2467	15.18
	13	2472	11.57
802.11ax HE40	3	2422	15.98
	6	2437	16.56
	9	2452	15.57
	10	2457	10.81
	11	2462	10.66

Conducted Power (Full)					
WLAN2.4GHz Ant 0+1					
Mode	Channel	Frequency	MIMO Ant 0 Avg. Power	MIMO Ant 1 Avg. Power	MIMO Ant 0+1 Avg. Power
802.11n HT20	1	2412	16.03	15.85	18.95
	6	2437	20.67	20.45	23.57
	11	2462	16.92	16.73	19.84
	12	2467	11.7	11.5	14.61
	13	2472	9.52	9.4	12.47
802.11n HT40	3	2422	15.43	15.38	18.42
	6	2437	15.83	15.62	18.74
	9	2452	14.47	14.38	17.44
	10	2457	8.38	8.19	11.30
	11	2462	9.3	9.02	12.17
802.11ax HE20	1	2412	15.87	15.67	18.78
	6	2437	20.42	20.27	23.36
	11	2462	16.09	15.92	19.02
	12	2467	12.5	12.35	15.44
	13	2472	9.83	9.66	12.76
802.11ax HE40	3	2422	15.09	15	18.06
	6	2437	15.32	15.27	18.31
	9	2452	14.92	14.64	17.79
	10	2457	9.5	9.34	12.43
	11	2462	9.6	9.52	12.57



Conducted Power (Full)			
Bluetooth Ant 1			
Mode	Channel	Frequency	SISO Ant 1 Avg. Power
BR / EDR	0	2402	9.51
	39	2441	9.84
	78	2480	10.05
LE	0	2402	8.05
	19	2440	8.31
	39	2480	8.76



Conducted Power (Full)			
WLAN 5.2GHz Ant 0			
Mode	Channel	Frequency	SISO Ant 0 Avg. Power
802.11a	36	5180	19.65
	40	5200	20.81
	44	5220	20.72
	48	5240	20.92
802.11n HT20	36	5180	19.02
	40	5200	20.65
	44	5220	20.36
	48	5240	20.53
802.11n HT40	38	5190	18.95
	46	5230	21
802.11ac VHT80	42	5210	18.89
802.11ax HE20	36	5180	19.39
	40	5200	20.59
	44	5220	20.42
	48	5240	20.67
802.11ax HE40	38	5190	19.05
	46	5230	20.93
802.11ax HE80	42	5210	19.49



Conducted Power (Full)			
WLAN 5.2GHz Ant 1			
Mode	Channel	Frequency	SISO Ant 1 Avg. Power
802.11a	36	5180	18.13
	40	5200	19.62
	44	5220	19.55
	48	5240	19.64
802.11n HT20	36	5180	17.74
	40	5200	19.51
	44	5220	19.54
	48	5240	19.66
802.11n HT40	38	5190	17.16
	46	5230	19.69
802.11ac VHT80	42	5210	16.89
802.11ax HE20	36	5180	18.53
	40	5200	19.67
	44	5220	19.64
	48	5240	19.59
802.11ax HE40	38	5190	17.12
	46	5230	18.77
802.11ax HE80	42	5210	17.46



Conducted Power (Full)					
WLAN 5.2GHz Ant 0+1					
Mode	Channel	Frequency	MIMO Ant 0 Avg. Power	MIMO Ant 1 Avg. Power	MIMO Ant 0+1 Avg. Power
802.11n HT20	36	5180	16.98	17	20
	40	5200	17.92	17.93	20.94
	44	5220	17.61	17.75	20.69
	48	5240	17.7	17.83	20.78
802.11n HT40	38	5190	16.2	16.18	19.2
	46	5230	19.51	19.44	22.49
802.11ac VHT80	42	5210	16.28	16.27	19.29
802.11ax HE20	36	5180	17.58	17.74	20.67
	40	5200	18.47	18.72	21.61
	44	5220	18.4	18.48	21.45
	48	5240	18.77	18.67	21.73
802.11ax HE40	38	5190	15.35	15.21	18.29
	46	5230	18.81	18.9	21.87
802.11ax HE80	42	5210	16.21	16.29	19.26



Conducted Power (Full)			
WLAN 5.3GHz Ant 0			
Mode	Channel	Frequency	SISO Ant 0 Avg. Power
802.11a	52	5260	20.93
	56	5280	20.85
	60	5300	20.13
	64	5320	20.32
802.11n HT20	52	5260	20.64
	56	5280	20.51
	60	5300	20.11
	64	5320	20.08
802.11n HT40	54	5270	20.6
	62	5310	17.86
802.11ac VHT80	58	5290	17.74
802.11ac VHT160	50	5250	16.43
802.11ax HE20	52	5260	20.7
	56	5280	19.96
	60	5300	19.94
	64	5320	20.01
802.11ax HE40	54	5270	20.64
	62	5310	17.97
802.11ax HE80	58	5290	17.75
802.11ax HE160	50	5250	15.9



Conducted Power (Full)			
WLAN 5.3GHz Ant 1			
Mode	Channel	Frequency	SISO Ant 1 Avg. Power
802.11a	52	5260	19.53
	56	5280	19.59
	60	5300	18.7
	64	5320	18.78
802.11n HT20	52	5260	19.59
	56	5280	19.69
	60	5300	18.65
	64	5320	18.67
802.11n HT40	54	5270	19.7
	62	5310	16.15
802.11ac VHT80	58	5290	17.73
802.11ac VHT160	50	5250	14.61
802.11ax HE20	52	5260	19.57
	56	5280	19.59
	60	5300	18.47
	64	5320	18.52
802.11ax HE40	54	5270	19.69
	62	5310	16.89
802.11ax HE80	58	5290	17.49
802.11ax HE160	50	5250	14.43

Conducted Power (Full)					
WLAN 5.3GHz Ant 0+1					
Mode	Channel	Frequency	MIMO Ant 0 Avg. Power	MIMO Ant 1 Avg. Power	MIMO Ant 0+1 Avg. Power
802.11n HT20	52	5260	18.23	18.2	21.23
	56	5280	18.15	18.1	21.14
	60	5300	17.23	17.31	20.28
	64	5320	17.28	17.39	20.35
802.11n HT40	54	5270	19.81	19.81	22.82
	62	5310	16.35	16.36	19.37
802.11ac VHT80	58	5290	16.38	16.3	19.35
802.11ac VHT160	50	5250	12.87	12.75	15.82
802.11ax HE20	52	5260	18.62	18.68	21.66
	56	5280	18.58	18.64	21.62
	60	5300	16.84	16.8	19.83
	64	5320	16.9	16.86	19.89
802.11ax HE40	54	5270	19.24	19.29	22.28
	62	5310	15.82	15.93	18.89
802.11ax HE80	58	5290	15.87	15.91	18.9
802.11ax HE160	50	5250	12.98	12.97	15.99

Conducted Power (Full)			
WLAN 5.6GHz Ant 0			
Mode	Channel	Frequency	SISO Ant 0 Avg. Power
802.11a	100	5500	20.15
	116	5580	20
	120	5600	20.71
	124	5620	19.97
	132	5660	19.96
	140	5700	20.06
	144	5720	19.38
802.11n HT20	100	5500	20.17
	116	5580	19.81
	120	5600	20.81
	124	5620	19.84
	132	5660	19.82
	140	5700	19.91
802.11n HT40	102	5510	19.14
	110	5550	19.09
	118	5590	20.95
	126	5630	20.07
	134	5670	20.17
	142	5710	20.62
802.11ac VHT80	106	5530	19.31
	122	5610	20.74
	138	5690	20.6
802.11ac VHT160	114	5570	15.93
802.11ax HE20	100	5500	19.93
	116	5580	19.83
	120	5600	20.67
	124	5620	19.83
	132	5660	19.84
	140	5700	20.3
	144	5720	20.01
802.11ax HE40	102	5510	19.24
	110	5550	19.14
	118	5590	20.92
	126	5630	20.1
	134	5670	20.18
	142	5710	20.6
802.11ax HE80	106	5530	18.96
	122	5610	20.72
	138	5690	20.68
802.11ax HE160	114	5570	15.44

Conducted Power (Full)			
WLAN 5.6GHz Ant 1			
Mode	Channel	Frequency	SISO Ant 1 Avg. Power
802.11a	100	5500	19.38
	116	5580	19.38
	120	5600	19.31
	124	5620	19.3
	132	5660	19.36
	140	5700	19.34
	144	5720	19.4
802.11n HT20	100	5500	19.35
	116	5580	19.33
	120	5600	19.39
	124	5620	19.34
	132	5660	19.31
	140	5700	19.34
	144	5720	19.36
802.11n HT40	102	5510	16.78
	110	5550	16.69
	118	5590	19.34
	126	5630	19.37
	134	5670	19.33
	142	5710	19.37
802.11ac VHT80	106	5530	17.91
	122	5610	19.33
	138	5690	19.48
802.11ac VHT160	114	5570	15.67
802.11ax HE20	100	5500	19.35
	116	5580	19.32
	120	5600	19.38
	124	5620	19.3
	132	5660	19.32
	140	5700	19.36
	144	5720	19.31
802.11ax HE40	102	5510	18.3
	110	5550	18.3
	118	5590	19.34
	126	5630	19.37
	134	5670	19.32
	142	5710	19.37
802.11ax HE80	106	5530	17.82
	122	5610	19.31
	138	5690	19.39
802.11ax HE160	114	5570	15.78

Conducted Power (Full)					
WLAN 5.6GHz Ant 0+1					
Mode	Channel	Frequency	MIMO Ant 0 Avg. Power	MIMO Ant 1 Avg. Power	MIMO Ant 0+1 Avg. Power
802.11n HT20	100	5500	18.31	18.49	21.41
	116	5580	18.22	18.4	21.32
	120	5600	18.43	18.37	21.41
	124	5620	18.25	18.41	21.34
	132	5660	18.21	18.44	21.34
	140	5700	18.48	18.5	21.5
	144	5720	16.88	16.91	19.91
802.11n HT40	102	5510	17.39	17.37	20.39
	110	5550	17.29	17.17	20.24
	118	5590	19.39	19.44	22.43
	126	5630	19.24	19.39	22.33
	134	5670	19.38	19.41	22.41
	142	5710	17.62	17.61	20.63
802.11ac VHT80	106	5530	17.23	17.18	20.22
	122	5610	18.94	18.87	21.92
	138	5690	17.67	17.65	20.67
802.11ac VHT160	114	5570	13.87	13.9	16.9
802.11ax HE20	100	5500	18.62	18.8	21.72
	116	5580	18.39	18.52	21.47
	120	5600	18.73	18.68	21.72
	124	5620	18.34	18.5	21.43
	132	5660	18.38	18.5	21.45
	140	5700	18.46	18.6	21.54
	144	5720	16.96	17.07	20.03
802.11ax HE40	102	5510	16.83	16.96	19.91
	110	5550	16.71	16.9	19.82
	118	5590	19.26	19.27	22.28
	126	5630	19.28	19.34	22.32
	134	5670	19.37	19.3	22.35
	142	5710	17.31	17.38	20.36
802.11ax HE80	106	5530	17.06	17.05	20.07
	122	5610	18.73	18.69	21.72
	138	5690	17.62	17.6	20.62
802.11ax HE160	114	5570	14.94	14.9	17.93



Conducted Power (Full)			
WLAN 5.8GHz Ant 0			
Mode	Channel	Frequency	SISO Ant 0 Avg. Power
802.11a	149	5745	20.8
	153	5765	20.65
	157	5785	20.7
	161	5805	20.56
	165	5825	20.87
802.11n HT20	149	5745	20.86
	153	5765	20.56
	157	5785	20.86
	161	5805	20.56
	165	5825	20.73
802.11n HT40	151	5755	21.07
	159	5795	20.89
802.11ac VHT80	155	5775	19.94
802.11ax HE20	149	5745	20.74
	153	5765	20.56
	157	5785	20.87
	161	5805	20.48
	165	5825	20.68
802.11ax HE40	151	5755	20.66
	159	5795	20.77
802.11ax HE80	155	5775	19.62



Conducted Power (Full)			
WLAN 5.8GHz Ant 1			
Mode	Channel	Frequency	SISO Ant 1 Avg. Power
802.11a	149	5745	19.37
	153	5765	19.4
	157	5785	19.32
	161	5805	19.31
	165	5825	19.3
802.11n HT20	149	5745	19.33
	153	5765	19.4
	157	5785	19.33
	161	5805	19.35
	165	5825	19.3
802.11n HT40	151	5755	19.49
	159	5795	19.44
802.11ac VHT80	155	5775	18.37
802.11ax HE20	149	5745	19.37
	153	5765	19.32
	157	5785	19.31
	161	5805	19.38
	165	5825	19.34
802.11ax HE40	151	5755	19.35
	159	5795	19.34
802.11ax HE80	155	5775	18.39

Conducted Power (Full)					
WLAN 5.8GHz Ant 0+1					
Mode	Channel	Frequency	MIMO Ant 0 Avg. Power	MIMO Ant 1 Avg. Power	MIMO Ant 0+1 Avg. Power
802.11n HT20	149	5745	19.47	19.41	22.45
	153	5765	19.31	19.3	22.32
	157	5785	19.44	19.45	22.46
	161	5805	19.31	19.35	22.34
	165	5825	19.43	19.43	22.44
802.11n HT40	151	5755	18.92	18.98	21.96
	159	5795	19.44	19.48	22.47
802.11ac VHT80	155	5775	18.14	18.22	21.19
802.11ax HE20	149	5745	19.42	19.47	22.46
	153	5765	19.31	19.31	22.32
	157	5785	19.48	19.38	22.44
	161	5805	19.39	19.33	22.37
	165	5825	19.41	19.43	22.43
802.11ax HE40	151	5755	18.71	18.75	21.74
	159	5795	19.38	19.42	22.41
802.11ax HE80	155	5775	18.21	18.2	21.22



Conducted Power (Full)			
UNII-5 Ant 0			
Mode	Channel	Frequency	SISO Ant 0 Avg. Power
802.11ax HE20	1	5955	4.52
	5	5975	4.24
	9	5995	4.33
	13	6015	4.2
	17	6035	4.28
	21	6055	4.32
	25	6075	4.41
	29	6095	4.37
	33	6115	4.45
	37	6135	4.21
	41	6155	4.21
	45	6175	4.03
	49	6195	4.42
	53	6215	4.38
	57	6235	4.38
	61	6255	4.29
	65	6275	4.27
	69	6295	4.34
	73	6315	4.22
	77	6335	4.25
81	6355	4.46	
85	6375	4.48	
89	6395	4.49	
93	6415	4.08	
802.11ax HE40	3	5965	7.13
	11	6005	7.47
	19	6045	7.27
	27	6085	7.2
	35	6125	7.25
	43	6165	7.16
	51	6205	7.22
	59	6245	7.44
	67	6285	7.49
	75	6325	7.31
83	6365	7.43	
91	6405	7.56	
802.11ax HE80	7	5985	9.97
	23	6065	9.79
	39	6145	10.02
	55	6225	9.8
	71	6305	9.88
87	6385	9.79	
802.11ax HE160	15	6025	12.85
	47	6185	12.71
	79	6345	12.64



Conducted Power (Full)			
UNII-5 Ant 1			
Mode	Channel	Frequency	SISO Ant 1 Avg. Power
802.11ax HE20	1	5955	4.42
	5	5975	4.38
	9	5995	4.33
	13	6015	4.35
	17	6035	4.27
	21	6055	4.32
	25	6075	4.37
	29	6095	4.37
	33	6115	4.24
	37	6135	4.2
	41	6155	4.39
	45	6175	4.3
	49	6195	4.22
	53	6215	4.35
	57	6235	4.41
	61	6255	4.39
	65	6275	4.39
	69	6295	4.41
	73	6315	4.35
	77	6335	4.32
81	6355	4.3	
85	6375	4.4	
89	6395	4.36	
93	6415	4.44	
802.11ax HE40	3	5965	7.92
	11	6005	7.24
	19	6045	7.28
	27	6085	7.43
	35	6125	7.37
	43	6165	7.66
	51	6205	7.22
	59	6245	7.23
	67	6285	7.42
	75	6325	7.22
83	6365	7.24	
91	6405	7.77	
802.11ax HE80	7	5985	10.03
	23	6065	9.7
	39	6145	10.12
	55	6225	9.92
	71	6305	9.83
	87	6385	9.89
802.11ax HE160	15	6025	12.68
	47	6185	12.43
	79	6345	12.34

Conducted Power (Full)					
UNII-5 Ant 0+1					
Mode	Channel	Frequency	MIMO Ant 0 Avg. Power	MIMO Ant 1 Avg. Power	MIMO Ant 0+1 Avg. Power
802.11ax HE20	1	5955	1.03	1	4.03
	5	5975	0.95	0.71	3.84
	9	5995	0.7	0.99	3.86
	13	6015	0.74	0.73	3.75
	17	6035	0.95	0.94	3.96
	21	6055	0.81	0.95	3.89
	25	6075	0.76	0.81	3.8
	29	6095	0.77	0.84	3.82
	33	6115	0.76	0.96	3.87
	37	6135	0.82	0.99	3.92
	41	6155	0.87	0.88	3.89
	45	6175	1.12	1.09	4.12
	49	6195	0.92	0.79	3.87
	53	6215	0.87	0.8	3.85
	57	6235	0.7	0.9	3.81
	61	6255	0.92	0.94	3.94
	65	6275	0.88	0.99	3.95
	69	6295	0.94	0.93	3.95
	73	6315	0.83	0.95	3.9
	77	6335	0.88	0.77	3.84
81	6355	0.76	0.75	3.77	
85	6375	0.97	0.74	3.87	
89	6395	0.8	0.86	3.84	
93	6415	0.79	0.78	3.8	
802.11ax HE40	3	5965	3.93	3.93	6.94
	11	6005	3.92	3.92	6.93
	19	6045	3.84	3.94	6.9
	27	6085	3.91	3.84	6.89
	35	6125	3.93	3.78	6.87
	43	6165	3.85	3.75	6.81
	51	6205	4	3.93	6.98
	59	6245	3.98	3.82	6.91
	67	6285	3.98	3.71	6.86
	75	6325	3.89	3.7	6.81
83	6365	3.97	3.89	6.94	
91	6405	4.04	4.24	7.15	
802.11ax HE80	7	5985	6.99	6.86	9.94
	23	6065	6.46	6.28	9.38
	39	6145	6.69	6.7	9.71
	55	6225	6.24	6.49	9.38
	71	6305	6.21	6.46	9.35
	87	6385	6.78	6.67	9.74
802.11ax HE160	15	6025	9.56	9.69	12.64
	47	6185	9.61	9.75	12.69
	79	6345	9.67	9.8	12.75



Conducted Power (Full)			
UNII-6 Ant 0			
Mode	Channel	Frequency	SISO Ant 0 Avg. Power
802.11ax HE20	97	6435	4.79
	101	6455	4.43
	105	6475	4.94
	109	6495	4.35
	113	6515	4.74
	117	6535	4.09
802.11ax HE40	99	6445	7.77
	107	6485	7.88
	115	6525	7.82
802.11ax HE80	103	6465	10.37
	119	6545	10.35
802.11ax HE160	111	6505	12.97



Conducted Power (Full)			
UNII-6 Ant 1			
Mode	Channel	Frequency	SISO Ant 1 Avg. Power
802.11ax HE20	97	6435	4.83
	101	6455	4.25
	105	6475	4.65
	109	6495	4.28
	113	6515	4.56
	117	6535	4.43
802.11ax HE40	99	6445	7.95
	107	6485	7.73
	115	6525	7.68
802.11ax HE80	103	6465	10.29
	119	6545	10.26
802.11ax HE160	111	6505	12.92

Conducted Power (Full)					
UNII-6 Ant 0+1					
Mode	Channel	Frequency	MIMO Ant 0 Avg. Power	MIMO Ant 1 Avg. Power	MIMO Ant 0+1 Avg. Power
802.11ax HE20	97	6435	2.01	1.94	4.99
	101	6455	1.33	1.49	4.42
	105	6475	1.75	1.69	4.73
	109	6495	1.23	1.28	4.27
	113	6515	1.97	1.89	4.94
	117	6535	1.21	1.25	4.24
802.11ax HE40	99	6445	4.74	4.59	7.68
	107	6485	4.9	4.74	7.83
	115	6525	5.01	4.97	8
802.11ax HE80	103	6465	7.23	7.27	10.26
	119	6545	7.11	7.19	10.16
802.11ax HE160	111	6505	10.03	10	13.03



Conducted Power (Full)			
UNII-7 Ant 0			
Mode	Channel	Frequency	SISO Ant 0 Avg. Power
802.11ax HE20	121	6555	4.47
	125	6575	4.37
	129	6595	4.42
	133	6615	4.44
	137	6635	4.47
	141	6655	4.3
	145	6675	4.29
	149	6695	4.58
	153	6715	4.35
	157	6735	4.27
	161	6755	4.42
	165	6775	4.41
	169	6795	4.43
	173	6815	4.27
	177	6835	4.44
	181	6855	3.95
	185	6875	4.38
802.11ax HE40	123	6565	7.77
	131	6605	7.39
	139	6645	7.31
	147	6685	7.46
	155	6725	7.38
	163	6765	7.25
	171	6805	7.29
	179	6845	7.3
187	6885	7.44	
802.11ax HE80	135	6625	10
	151	6705	9.83
	167	6785	9.68
802.11ax HE160	183	6865	9.96
	143	6665	12.37
	175	6825	12.69



Conducted Power (Full)			
UNII-7 Ant 1			
Mode	Channel	Frequency	SISO Ant 1 Avg. Power
802.11ax HE20	121	6555	4.47
	125	6575	4.45
	129	6595	4.2
	133	6615	4.4
	137	6635	4.31
	141	6655	4.46
	145	6675	4.24
	149	6695	4.21
	153	6715	4.35
	157	6735	4.5
	161	6755	4.26
	165	6775	4.26
	169	6795	4.47
	173	6815	4.36
	177	6835	4.38
	181	6855	4.97
	185	6875	4.96
802.11ax HE40	123	6565	7.55
	131	6605	7.49
	139	6645	7.31
	147	6685	7.56
	155	6725	7.52
	163	6765	7.49
	171	6805	7.33
	179	6845	7.48
187	6885	7.68	
802.11ax HE80	135	6625	9.71
	151	6705	9.77
	167	6785	9.84
802.11ax HE160	183	6865	10.05
	143	6665	12.5
	175	6825	12.68

Conducted Power (Full)					
UNII-7 Ant 0+1					
Mode	Channel	Frequency	MIMO Ant 0 Avg. Power	MIMO Ant 1 Avg. Power	MIMO Ant 0+1 Avg. Power
802.11ax HE20	121	6555	0.95	1	3.99
	125	6575	0.77	0.98	3.89
	129	6595	0.7	0.81	3.77
	133	6615	0.97	0.79	3.89
	137	6635	0.92	0.91	3.93
	141	6655	0.87	0.78	3.84
	145	6675	0.78	0.71	3.76
	149	6695	0.99	0.88	3.95
	153	6715	0.78	0.98	3.89
	157	6735	0.96	0.99	3.99
	161	6755	0.74	0.83	3.8
	165	6775	0.76	0.77	3.78
	169	6795	1	0.74	3.88
	173	6815	0.78	0.9	3.85
	177	6835	0.73	0.87	3.81
	181	6855	1.15	1.06	4.12
	185	6875	1.08	1.21	4.16
802.11ax HE40	123	6565	4.98	4.93	7.97
	131	6605	4.49	4.23	7.37
	139	6645	4.2	4.35	7.29
	147	6685	3.95	3.87	6.92
	155	6725	3.9	3.84	6.88
	163	6765	4.39	4.34	7.38
	171	6805	4.45	4.34	7.41
	179	6845	3.93	3.89	6.92
187	6885	4.47	4.56	7.53	
802.11ax HE80	135	6625	6.82	6.91	9.88
	151	6705	6.77	6.85	9.82
	167	6785	6.69	6.71	9.71
802.11ax HE160	183	6865	6.87	6.75	9.82
	143	6665	9.59	9.75	12.68
	175	6825	9.64	9.66	12.66



Conducted Power (Full)			
UNII-8 Ant 0			
Mode	Channel	Frequency	SISO Ant 0 Avg. Power
802.11ax HE20	189	6895	4.11
	193	6915	4.2
	197	6935	4.2
	201	6955	4.15
	205	6975	4.13
	209	6995	4.4
	213	7015	4.16
	217	7035	4.2
	221	7055	4.15
	225	7075	4.16
	229	7095	4.27
	233	7115	0.21
802.11ax HE40	195	6925	7.21
	203	6965	7.37
	211	7005	7.51
	219	7045	7.24
	227	7085	7.59
802.11ax HE80	199	6945	10.42
	215	7025	9.83
802.11ax HE160	207	6985	12.8



Conducted Power (Full)			
UNII-8 Ant 1			
Mode	Channel	Frequency	SISO Ant 1 Avg. Power
802.11ax HE20	189	6895	4.48
	193	6915	4.49
	197	6935	4.47
	201	6955	4.47
	205	6975	4.44
	209	6995	4.95
	213	7015	4.32
	217	7035	4.48
	221	7055	4.37
	225	7075	4.25
	229	7095	4.87
	233	7115	0.6
802.11ax HE40	195	6925	7.23
	203	6965	7.46
	211	7005	7.72
	219	7045	7.22
	227	7085	7.99
802.11ax HE80	199	6945	10.43
	215	7025	10.31
802.11ax HE160	207	6985	12.8



Conducted Power (Full)					
UNII-8 Ant 0+1					
Mode	Channel	Frequency	MIMO Ant 0 Avg. Power	MIMO Ant 1 Avg. Power	MIMO Ant 0+1 Avg. Power
802.11ax HE20	189	6895	0.85	0.89	3.88
	193	6915	0.78	0.87	3.84
	197	6935	1	0.95	3.99
	201	6955	0.81	0.86	3.85
	205	6975	0.91	0.98	3.96
	209	6995	1.35	1.3	4.34
	213	7015	0.73	0.73	3.74
	217	7035	0.73	0.94	3.85
	221	7055	0.74	0.79	3.78
	225	7075	0.75	0.75	3.76
	229	7095	0.94	1.04	4
	233	7115	-2.25	-2.33	0.72
	802.11ax HE40	195	6925	4.33	4.49
203		6965	4.31	4.43	7.38
211		7005	4.61	4.53	7.58
219		7045	4.2	4.5	7.36
227		7085	4.75	4.57	7.67
802.11ax HE80	199	6945	7.3	7.24	10.28
	215	7025	7.07	7.1	10.1
802.11ax HE160	207	6985	9.79	9.64	12.73

Appendix F. SAR and APD / Incident Power Density Test Result

SAR Results for Body Exposure Condition.

Note:

1. SAR testing for WLAN was performed on the maximum power mode.
2. SAR testing for LTE was performed on the maximum power mode.
3. The “< 0.001” means there is no SAR value or the SAR is too low to be measured.
4. Per Apr. 2021 TCB Workshop U-NII 6-7G interim procedures, the incident power density were performed with the highest SAR configuration on U-NII 6-7G bands and measured results were scaled by factor 1.545 to reported power density when measurement uncertainty exceed 30%.



Body SAR Test Result

System & Position								DUT Configuration		SAR						
Plot No.	Band	Mode	Test Position	Separation Distance (mm)	Channel	RB#	RB offset	Ant Status	Duty Cycle	Crest Factor	Max. Tune-up Power (dBm)	Measured Conducted Power (dBm)	Scaling Factor	Power Drift (dB)	Measured SAR-1g (W/kg)	Scaled SAR-1g (W/kg)
	WCDMA II	RMC12.2K	Bottom for Laptop	0	9538			Ant 0	-	1.00	22.00	21.92	1.02	0	<0.001	0.00
	WCDMA II	RMC12.2K	Rear Face	0	9538			Ant 0	-	1.00	22.00	21.92	1.02	0	<0.001	0.00
	WCDMA II	RMC12.2K	Left Side	0	9538			Ant 0	-	1.00	22.00	21.92	1.02	0.07	0.055	0.06
	WCDMA II	RMC12.2K	Right Side	0	9538			Ant 0	-	1.00	22.00	21.92	1.02	0	<0.001	0.00
	WCDMA II	RMC12.2K	Top Side	0	9538			Ant 0	-	1.00	22.00	21.92	1.02	0.15	0.723	0.74
	WCDMA II	RMC12.2K	Bottom Side	0	9538			Ant 0	-	1.00	22.00	21.92	1.02	0	<0.001	0.00
	WCDMA II	RMC12.2K	Top Side	0	9262			Ant 0	-	1.00	22.00	21.83	1.04	0.1	0.961	1.00
1	WCDMA II	RMC12.2K	Top Side	0	9400			Ant 0	-	1.00	22.00	21.85	1.04	0.01	1.05	1.09
	WCDMA II	RMC12.2K	Top Side	0	9400			Ant 0	-	1.00	22.00	21.85	1.04	-0.16	1.04	1.08
	WCDMA IV	RMC12.2K	Bottom for Laptop	0	1312			Ant 0	-	1.00	21.50	21.44	1.01	0	<0.001	0.00
	WCDMA IV	RMC12.2K	Rear Face	0	1312			Ant 0	-	1.00	21.50	21.44	1.01	0	<0.001	0.00
	WCDMA IV	RMC12.2K	Left Side	0	1312			Ant 0	-	1.00	21.50	21.44	1.01	0.16	0.182	0.18
	WCDMA IV	RMC12.2K	Right Side	0	1312			Ant 0	-	1.00	21.50	21.44	1.01	0	<0.001	0.00
2	WCDMA IV	RMC12.2K	Top Side	0	1312			Ant 0	-	1.00	21.50	21.44	1.01	-0.01	1.07	1.08
	WCDMA IV	RMC12.2K	Bottom Side	0	1312			Ant 0	-	1.00	21.50	21.44	1.01	0	<0.001	0.00
	WCDMA IV	RMC12.2K	Top Side	0	1413			Ant 0	-	1.00	21.50	21.35	1.04	0.16	0.953	0.99
	WCDMA IV	RMC12.2K	Top Side	0	1513			Ant 0	-	1.00	21.50	21.38	1.03	0.08	0.944	0.97
	WCDMA IV	RMC12.2K	Top Side	0	1312			Ant 0	-	1.00	21.50	21.44	1.01	0.15	1.05	1.06
	WCDMA V	RMC12.2K	Bottom for Laptop	0	4182			Ant 0	-	1.00	24.50	23.22	1.34	0	<0.001	0.00
	WCDMA V	RMC12.2K	Rear Face	0	4182			Ant 0	-	1.00	24.50	23.22	1.34	0	<0.001	0.00
	WCDMA V	RMC12.2K	Left Side	0	4182			Ant 0	-	1.00	24.50	23.22	1.34	0	<0.001	0.00
	WCDMA V	RMC12.2K	Right Side	0	4182			Ant 0	-	1.00	24.50	23.22	1.34	0	<0.001	0.00
	WCDMA V	RMC12.2K	Top Side	0	4182			Ant 0	-	1.00	24.50	23.22	1.34	0.11	0.765	1.03
	WCDMA V	RMC12.2K	Bottom Side	0	4182			Ant 0	-	1.00	24.50	23.22	1.34	0	<0.001	0.00
	WCDMA V	RMC12.2K	Top Side	0	4132			Ant 0	-	1.00	24.50	23.07	1.39	0.04	0.715	0.99
3	WCDMA V	RMC12.2K	Top Side	0	4233			Ant 0	-	1.00	24.50	23.13	1.37	0.01	0.825	1.13
	WCDMA V	RMC12.2K	Top Side	0	4233			Ant 0	-	1.00	24.50	23.13	1.37	-0.08	0.806	1.10



Body SAR Test Result

System & Position								DUT Configuration	SAR							
Plot No.	Band	Mode	Test Position	Separation Distance (mm)	Channel	RB#	RB offset	Ant Status	Duty Cycle	Crest Factor	Max. Tune-up Power (dBm)	Measured Conducted Power (dBm)	Scaling Factor	Power Drift (dB)	Measured SAR-1g (W/kg)	Scaled SAR-1g (W/kg)
	LTE 2	QPSK20M	Bottom for Laptop	0	18900	1	0	Ant 0	-	1.00	21.00	20.87	1.03	0	<0.001	0.00
	LTE 2	QPSK20M	Bottom for Laptop	0	18900	50	0	Ant 0	-	1.00	20.00	19.85	1.04	0	<0.001	0.00
	LTE 2	QPSK20M	Rear Face	0	18900	1	0	Ant 0	-	1.00	21.00	20.87	1.03	0	<0.001	0.00
	LTE 2	QPSK20M	Left Side	0	18900	1	0	Ant 0	-	1.00	21.00	20.87	1.03	0.16	0.138	0.14
	LTE 2	QPSK20M	Right Side	0	18900	1	0	Ant 0	-	1.00	21.00	20.87	1.03	0	<0.001	0.00
4	LTE 2	QPSK20M	Top Side	0	18900	1	0	Ant 0	-	1.00	21.00	20.87	1.03	0.01	1.03	1.06
	LTE 2	QPSK20M	Bottom Side	0	18900	1	0	Ant 0	-	1.00	21.00	20.87	1.03	0	<0.001	0.00
	LTE 2	QPSK20M	Rear Face	0	18900	50	0	Ant 0	-	1.00	20.00	19.85	1.04	0	<0.001	0.00
	LTE 2	QPSK20M	Left Side	0	18900	50	0	Ant 0	-	1.00	20.00	19.85	1.04	0.09	0.146	0.15
	LTE 2	QPSK20M	Right Side	0	18900	50	0	Ant 0	-	1.00	20.00	19.85	1.04	0	<0.001	0.00
	LTE 2	QPSK20M	Top Side	0	18900	50	0	Ant 0	-	1.00	20.00	19.85	1.04	0.11	0.807	0.84
	LTE 2	QPSK20M	Bottom Side	0	18900	50	0	Ant 0	-	1.00	20.00	19.85	1.04	0	<0.001	0.00
	LTE 2	QPSK20M	Top Side	0	18900	100	0	Ant 0	-	1.00	20.00	19.79	1.05	0.19	0.832	0.87
	LTE 2	QPSK20M	Top Side	0	18700	1	0	Ant 0	-	1.00	21.00	20.78	1.05	0.04	0.869	0.91
	LTE 2	QPSK20M	Top Side	0	19100	1	0	Ant 0	-	1.00	21.00	20.84	1.04	-0.03	0.851	0.89
	LTE 2	QPSK20M	Top Side	0	18700	50	0	Ant 0	-	1.00	20.00	19.78	1.05	-0.06	0.77	0.81
	LTE 2	QPSK20M	Top Side	0	19100	50	0	Ant 0	-	1.00	20.00	19.84	1.04	0.07	0.672	0.70
	LTE 2	QPSK20M	Top Side	0	18900	1	0	Ant 0	-	1.00	21.00	20.87	1.03	-0.12	0.986	1.02
	LTE 4	QPSK20M	Bottom for Laptop	0	20175	1	0	Ant 0	-	1.00	20.50	20.49	1.00	0	<0.001	0.00
	LTE 4	QPSK20M	Bottom for Laptop	0	20175	50	0	Ant 0	-	1.00	19.50	19.38	1.03	0	<0.001	0.00
	LTE 4	QPSK20M	Rear Face	0	20175	1	0	Ant 0	-	1.00	20.50	20.49	1.00	0.14	0.032	0.03
	LTE 4	QPSK20M	Left Side	0	20175	1	0	Ant 0	-	1.00	20.50	20.49	1.00	0.01	0.087	0.09
	LTE 4	QPSK20M	Right Side	0	20175	1	0	Ant 0	-	1.00	20.50	20.49	1.00	0	<0.001	0.00
	LTE 4	QPSK20M	Top Side	0	20175	1	0	Ant 0	-	1.00	20.50	20.49	1.00	0.16	0.937	0.94
	LTE 4	QPSK20M	Bottom Side	0	20175	1	0	Ant 0	-	1.00	20.50	20.49	1.00	0	<0.001	0.00
	LTE 4	QPSK20M	Rear Face	0	20175	50	0	Ant 0	-	1.00	19.50	19.38	1.03	0	<0.001	0.00
	LTE 4	QPSK20M	Left Side	0	20175	50	0	Ant 0	-	1.00	19.50	19.38	1.03	0.19	0.074	0.08
	LTE 4	QPSK20M	Right Side	0	20175	50	0	Ant 0	-	1.00	19.50	19.38	1.03	0	<0.001	0.00
	LTE 4	QPSK20M	Top Side	0	20175	50	0	Ant 0	-	1.00	19.50	19.38	1.03	-0.11	0.717	0.74
	LTE 4	QPSK20M	Bottom Side	0	20175	50	0	Ant 0	-	1.00	19.50	19.38	1.03	0	<0.001	0.00
	LTE 4	QPSK20M	Top Side	0	20175	100	0	Ant 0	-	1.00	19.50	19.31	1.04	-0.06	0.679	0.71
5	LTE 4	QPSK20M	Top Side	0	20050	1	0	Ant 0	-	1.00	20.50	20.48	1.00	0.01	1.01	1.01
	LTE 4	QPSK20M	Top Side	0	20300	1	0	Ant 0	-	1.00	20.50	20.46	1.01	-0.17	0.913	0.92
	LTE 4	QPSK20M	Top Side	0	20050	1	0	Ant 0	-	1.00	20.50	20.48	1.00	-0.06	0.982	0.98



Body SAR Test Result

System & Position								DUT Configuration	SAR							
Plot No.	Band	Mode	Test Position	Separation Distance (mm)	Channel	RB#	RB offset	Ant Status	Duty Cycle	Crest Factor	Max. Tune-up Power (dBm)	Measured Conducted Power (dBm)	Scaling Factor	Power Drift (dB)	Measured SAR-1g (W/kg)	Scaled SAR-1g (W/kg)
	LTE 5	QPSK10M	Bottom for Laptop	0	20525	1	0	Ant 0	-	1.00	23.50	22.71	1.20	0	<0.001	0.00
	LTE 5	QPSK10M	Bottom for Laptop	0	20525	25	0	Ant 0	-	1.00	22.50	21.72	1.20	0	<0.001	0.00
	LTE 5	QPSK10M	Rear Face	0	20525	1	0	Ant 0	-	1.00	23.50	22.71	1.20	0	<0.001	0.00
	LTE 5	QPSK10M	Left Side	0	20525	1	0	Ant 0	-	1.00	23.50	22.71	1.20	0	<0.001	0.00
	LTE 5	QPSK10M	Right Side	0	20525	1	0	Ant 0	-	1.00	23.50	22.71	1.20	0	<0.001	0.00
6	LTE 5	QPSK10M	Top Side	0	20525	1	0	Ant 0	-	1.00	23.50	22.71	1.20	0.01	0.685	0.82
	LTE 5	QPSK10M	Bottom Side	0	20525	1	0	Ant 0	-	1.00	23.50	22.71	1.20	0	<0.001	0.00
	LTE 5	QPSK10M	Rear Face	0	20525	25	0	Ant 0	-	1.00	22.50	21.72	1.20	0	<0.001	0.00
	LTE 5	QPSK10M	Left Side	0	20525	25	0	Ant 0	-	1.00	22.50	21.72	1.20	0	<0.001	0.00
	LTE 5	QPSK10M	Right Side	0	20525	25	0	Ant 0	-	1.00	22.50	21.72	1.20	0	<0.001	0.00
	LTE 5	QPSK10M	Top Side	0	20525	25	0	Ant 0	-	1.00	22.50	21.72	1.20	0.01	0.552	0.66
	LTE 5	QPSK10M	Bottom Side	0	20525	25	0	Ant 0	-	1.00	22.50	21.72	1.20	0	<0.001	0.00
	LTE 5	QPSK10M	Top Side	0	20525	50	0	Ant 0	-	1.00	22.50	21.59	1.23	0.01	0.532	0.65
	LTE 5	QPSK10M	Top Side	0	20450	1	0	Ant 0	-	1.00	23.50	22.67	1.21	0.13	0.562	0.68
	LTE 5	QPSK10M	Top Side	0	20600	1	0	Ant 0	-	1.00	23.50	22.64	1.22	0.1	0.621	0.76
	LTE 5	QPSK10M	Top Side	0	PCC : 20450 SCC : 20549	PCC :1 SCC :1	PCC :49 SCC :0	Ant 0	-	1.00	23.50	22.48	1.26	0.01	0.491	0.62
	LTE 7	QPSK20M	Bottom for Laptop	0	21100	1	0	Ant 0	-	1.00	21.00	20.99	1.00	0	<0.001	0.00
	LTE 7	QPSK20M	Bottom for Laptop	0	21100	50	0	Ant 0	-	1.00	20.00	19.94	1.01	0	<0.001	0.00
	LTE 7	QPSK20M	Rear Face	0	21100	1	0	Ant 0	-	1.00	21.00	20.99	1.00	0	<0.001	0.00
	LTE 7	QPSK20M	Left Side	0	21100	1	0	Ant 0	-	1.00	21.00	20.99	1.00	-0.15	0.085	0.09
	LTE 7	QPSK20M	Right Side	0	21100	1	0	Ant 0	-	1.00	21.00	20.99	1.00	0	<0.001	0.00
	LTE 7	QPSK20M	Top Side	0	21100	1	0	Ant 0	-	1.00	21.00	20.99	1.00	-0.15	1.02	1.02
	LTE 7	QPSK20M	Bottom Side	0	21100	1	0	Ant 0	-	1.00	21.00	20.99	1.00	0	<0.001	0.00
	LTE 7	QPSK20M	Rear Face	0	21100	50	0	Ant 0	-	1.00	20.00	19.94	1.01	0	<0.001	0.00
	LTE 7	QPSK20M	Left Side	0	21100	50	0	Ant 0	-	1.00	20.00	19.94	1.01	0.13	0.064	0.06
	LTE 7	QPSK20M	Right Side	0	21100	50	0	Ant 0	-	1.00	20.00	19.94	1.01	0	<0.001	0.00
	LTE 7	QPSK20M	Top Side	0	21100	50	0	Ant 0	-	1.00	20.00	19.94	1.01	0.06	0.782	0.79
	LTE 7	QPSK20M	Bottom Side	0	21100	50	0	Ant 0	-	1.00	20.00	19.94	1.01	0	<0.001	0.00
	LTE 7	QPSK20M	Top Side	0	21100	100	0	Ant 0	-	1.00	20.00	19.86	1.03	-0.03	0.834	0.86
	LTE 7	QPSK20M	Top Side	0	20850	1	0	Ant 0	-	1.00	21.00	20.98	1.00	0.07	0.949	0.95
7	LTE 7	QPSK20M	Top Side	0	21350	1	0	Ant 0	-	1.00	21.00	20.97	1.01	0.01	1.09	1.10
	LTE 7	QPSK20M	Top Side	0	21350	1	0	Ant 0	-	1.00	21.00	20.97	1.01	-0.14	1.08	1.09



Body SAR Test Result

Body SAR Test Result																
System & Position								DUT Configuration		SAR						
Plot No.	Band	Mode	Test Position	Separation Distance (mm)	Channel	RB#	RB offset	Ant Status	Duty Cycle	Crest Factor	Max. Tune-up Power (dBm)	Measured Conducted Power (dBm)	Scaling Factor	Power Drift (dB)	Measured SAR-1g (W/kg)	Scaled SAR-1g (W/kg)
	LTE 7	QPSK20M	Top Side	0	PCC : 21152 SCC : 21350	PCC :1 SCC :1	PCC :99 SCC :0	Ant 0	-	1.00	21.00	20.49	1.12	-0.04	0.971	1.09
	LTE 7	QPSK20M	Top Side	0	PCC : 20850 SCC : 21048	PCC :1 SCC :1	PCC :99 SCC :0	Ant 0	-	1.00	21.00	20.46	1.13	-0.05	0.959	1.08
	LTE 7	QPSK20M	Top Side	0	PCC : 21100 SCC : 21298	PCC :1 SCC :1	PCC :99 SCC :0	Ant 0	-	1.00	21.00	20.29	1.18	-0.07	0.902	1.06
	LTE 12	QPSK10M	Bottom for Laptop	0	23095	1	0	Ant 0	-	1.00	23.50	22.83	1.17	0	<0.001	0.00
	LTE 12	QPSK10M	Bottom for Laptop	0	23095	25	0	Ant 0	-	1.00	22.50	21.91	1.15	0	<0.001	0.00
	LTE 12	QPSK10M	Rear Face	0	23095	1	0	Ant 0	-	1.00	23.50	22.83	1.17	0	<0.001	0.00
	LTE 12	QPSK10M	Left Side	0	23095	1	0	Ant 0	-	1.00	23.50	22.83	1.17	-0.02	0.046	0.05
	LTE 12	QPSK10M	Right Side	0	23095	1	0	Ant 0	-	1.00	23.50	22.83	1.17	0	<0.001	0.00
8	LTE 12	QPSK10M	Top Side	0	23095	1	0	Ant 0	-	1.00	23.50	22.83	1.17	0.01	0.803	0.94
	LTE 12	QPSK10M	Bottom Side	0	23095	1	0	Ant 0	-	1.00	23.50	22.83	1.17	0	<0.001	0.00
	LTE 12	QPSK10M	Rear Face	0	23095	25	0	Ant 0	-	1.00	22.50	21.91	1.15	0	<0.001	0.00
	LTE 12	QPSK10M	Left Side	0	23095	25	0	Ant 0	-	1.00	22.50	21.91	1.15	0.07	0.041	0.05
	LTE 12	QPSK10M	Right Side	0	23095	25	0	Ant 0	-	1.00	22.50	21.91	1.15	0	<0.001	0.00
	LTE 12	QPSK10M	Top Side	0	23095	25	0	Ant 0	-	1.00	22.50	21.91	1.15	-0.15	0.591	0.68
	LTE 12	QPSK10M	Bottom Side	0	23095	25	0	Ant 0	-	1.00	22.50	21.91	1.15	0	<0.001	0.00
	LTE 12	QPSK10M	Top Side	0	23095	50	0	Ant 0	-	1.00	22.50	21.79	1.18	0.12	0.601	0.71
	LTE 12	QPSK10M	Top Side	0	23060	1	0	Ant 0	-	1.00	23.50	22.76	1.19	-0.17	0.717	0.85
	LTE 12	QPSK10M	Top Side	0	23130	1	0	Ant 0	-	1.00	23.50	22.71	1.20	-0.03	0.73	0.88
	LTE 12	QPSK10M	Top Side	0	23095	1	0	Ant 0	-	1.00	23.50	22.83	1.17	-0.07	0.792	0.93
	LTE 13	QPSK10M	Bottom for Laptop	0	23230	1	0	Ant 0	-	1.00	23.50	22.77	1.18	0	<0.001	0.00
	LTE 13	QPSK10M	Bottom for Laptop	0	23230	25	0	Ant 0	-	1.00	22.50	21.81	1.17	0	<0.001	0.00
	LTE 13	QPSK10M	Rear Face	0	23230	1	0	Ant 0	-	1.00	23.50	22.77	1.18	0	<0.001	0.00
	LTE 13	QPSK10M	Left Side	0	23230	1	0	Ant 0	-	1.00	23.50	22.77	1.18	0	<0.001	0.00
	LTE 13	QPSK10M	Right Side	0	23230	1	0	Ant 0	-	1.00	23.50	22.77	1.18	0	<0.001	0.00
9	LTE 13	QPSK10M	Top Side	0	23230	1	0	Ant 0	-	1.00	23.50	22.77	1.18	-0.05	0.721	0.85
	LTE 13	QPSK10M	Bottom Side	0	23230	1	0	Ant 0	-	1.00	23.50	22.77	1.18	0	<0.001	0.00
	LTE 13	QPSK10M	Rear Face	0	23230	25	0	Ant 0	-	1.00	22.50	21.81	1.17	0	<0.001	0.00
	LTE 13	QPSK10M	Left Side	0	23230	25	0	Ant 0	-	1.00	22.50	21.81	1.17	0	<0.001	0.00
	LTE 13	QPSK10M	Right Side	0	23230	25	0	Ant 0	-	1.00	22.50	21.81	1.17	0	<0.001	0.00
	LTE 13	QPSK10M	Top Side	0	23230	25	0	Ant 0	-	1.00	22.50	21.81	1.17	-0.19	0.519	0.61
	LTE 13	QPSK10M	Bottom Side	0	23230	25	0	Ant 0	-	1.00	22.50	21.81	1.17	0	<0.001	0.00
	LTE 13	QPSK10M	Top Side	0	23230	50	0	Ant 0	-	1.00	22.50	21.74	1.19	-0.08	0.488	0.58



Body SAR Test Result

Body SAR Test Result																
System & Position								DUT Configuration		SAR						
Plot No.	Band	Mode	Test Position	Separation Distance (mm)	Channel	RB#	RB offset	Ant Status	Duty Cycle	Crest Factor	Max. Tune-up Power (dBm)	Measured Conducted Power (dBm)	Scaling Factor	Power Drift (dB)	Measured SAR-1g (W/kg)	Scaled SAR-1g (W/kg)
	LTE 14	QPSK10M	Bottom for Laptop	0	23330	1	0	Ant 0	-	1.00	23.50	22.68	1.21	0	<0.001	0.00
	LTE 14	QPSK10M	Bottom for Laptop	0	23330	25	0	Ant 0	-	1.00	22.50	21.76	1.19	0	<0.001	0.00
	LTE 14	QPSK10M	Rear Face	0	23330	1	0	Ant 0	-	1.00	23.50	22.68	1.21	0	<0.001	0.00
	LTE 14	QPSK10M	Left Side	0	23330	1	0	Ant 0	-	1.00	23.50	22.68	1.21	0.13	0.056	0.07
	LTE 14	QPSK10M	Right Side	0	23330	1	0	Ant 0	-	1.00	23.50	22.68	1.21	0	<0.001	0.00
10	LTE 14	QPSK10M	Top Side	0	23330	1	0	Ant 0	-	1.00	23.50	22.68	1.21	0.09	0.645	0.78
	LTE 14	QPSK10M	Bottom Side	0	23330	1	0	Ant 0	-	1.00	23.50	22.68	1.21	0	<0.001	0.00
	LTE 14	QPSK10M	Rear Face	0	23330	25	0	Ant 0	-	1.00	22.50	21.76	1.19	0	<0.001	0.00
	LTE 14	QPSK10M	Left Side	0	23330	25	0	Ant 0	-	1.00	22.50	21.76	1.19	0	<0.001	0.00
	LTE 14	QPSK10M	Right Side	0	23330	25	0	Ant 0	-	1.00	22.50	21.76	1.19	0	<0.001	0.00
	LTE 14	QPSK10M	Top Side	0	23330	25	0	Ant 0	-	1.00	22.50	21.76	1.19	0.06	0.496	0.59
	LTE 14	QPSK10M	Bottom Side	0	23330	25	0	Ant 0	-	1.00	22.50	21.76	1.19	0	<0.001	0.00
	LTE 25	QPSK20M	Bottom for Laptop	0	26365	1	0	Ant 0	-	1.00	21.00	20.99	1.00	0	<0.001	0.00
	LTE 25	QPSK20M	Bottom for Laptop	0	26365	50	0	Ant 0	-	1.00	20.00	19.93	1.02	0	<0.001	0.00
	LTE 25	QPSK20M	Rear Face	0	26365	1	0	Ant 0	-	1.00	21.00	20.99	1.00	0	<0.001	0.00
	LTE 25	QPSK20M	Left Side	0	26365	1	0	Ant 0	-	1.00	21.00	20.99	1.00	0.08	0.099	0.10
	LTE 25	QPSK20M	Right Side	0	26365	1	0	Ant 0	-	1.00	21.00	20.99	1.00	0	<0.001	0.00
11	LTE 25	QPSK20M	Top Side	0	26365	1	0	Ant 0	-	1.00	21.00	20.99	1.00	0.02	1.05	1.05
	LTE 25	QPSK20M	Bottom Side	0	26365	1	0	Ant 0	-	1.00	21.00	20.99	1.00	0	<0.001	0.00
	LTE 25	QPSK20M	Rear Face	0	26365	50	0	Ant 0	-	1.00	20.00	19.93	1.02	0	<0.001	0.00
	LTE 25	QPSK20M	Left Side	0	26365	50	0	Ant 0	-	1.00	20.00	19.93	1.02	-0.1	0.082	0.08
	LTE 25	QPSK20M	Right Side	0	26365	50	0	Ant 0	-	1.00	20.00	19.93	1.02	0	<0.001	0.00
	LTE 25	QPSK20M	Top Side	0	26365	50	0	Ant 0	-	1.00	20.00	19.93	1.02	0.18	0.767	0.78
	LTE 25	QPSK20M	Bottom Side	0	26365	50	0	Ant 0	-	1.00	20.00	19.93	1.02	0	<0.001	0.00
	LTE 25	QPSK20M	Top Side	0	26365	100	0	Ant 0	-	1.00	20.00	19.86	1.03	-0.07	0.71	0.73
	LTE 25	QPSK20M	Top Side	0	26140	1	0	Ant 0	-	1.00	21.00	20.97	1.01	0.03	0.852	0.86
	LTE 25	QPSK20M	Top Side	0	26590	1	0	Ant 0	-	1.00	21.00	20.98	1.00	0.11	0.773	0.77
	LTE 25	QPSK20M	Top Side	0	26365	1	0	Ant 0	-	1.00	21.00	20.99	1.00	-0.08	1.03	1.03



Body SAR Test Result

System & Position								DUT Configuration	SAR							
Plot No.	Band	Mode	Test Position	Separation Distance (mm)	Channel	RB#	RB offset	Ant Status	Duty Cycle	Crest Factor	Max. Tune-up Power (dBm)	Measured Conducted Power (dBm)	Scaling Factor	Power Drift (dB)	Measured SAR-1g (W/kg)	Scaled SAR-1g (W/kg)
	LTE 26	QPSK15M	Bottom for Laptop	0	26865	1	0	Ant 0	-	1.00	23.50	22.75	1.19	0	<0.001	0.00
	LTE 26	QPSK15M	Bottom for Laptop	0	26865	36	0	Ant 0	-	1.00	22.50	21.76	1.19	0	<0.001	0.00
	LTE 26	QPSK15M	Rear Face	0	26865	1	0	Ant 0	-	1.00	23.50	22.75	1.19	0	<0.001	0.00
	LTE 26	QPSK15M	Left Side	0	26865	1	0	Ant 0	-	1.00	23.50	22.75	1.19	0	<0.001	0.00
	LTE 26	QPSK15M	Right Side	0	26865	1	0	Ant 0	-	1.00	23.50	22.75	1.19	0	<0.001	0.00
12	LTE 26	QPSK15M	Top Side	0	26865	1	0	Ant 0	-	1.00	23.50	22.75	1.19	-0.01	0.727	0.87
	LTE 26	QPSK15M	Bottom Side	0	26865	1	0	Ant 0	-	1.00	23.50	22.75	1.19	0	<0.001	0.00
	LTE 26	QPSK15M	Rear Face	0	26865	36	0	Ant 0	-	1.00	22.50	21.76	1.19	0	<0.001	0.00
	LTE 26	QPSK15M	Left Side	0	26865	36	0	Ant 0	-	1.00	22.50	21.76	1.19	0	<0.001	0.00
	LTE 26	QPSK15M	Right Side	0	26865	36	0	Ant 0	-	1.00	22.50	21.76	1.19	0	<0.001	0.00
	LTE 26	QPSK15M	Top Side	0	26865	36	0	Ant 0	-	1.00	22.50	21.76	1.19	-0.18	0.607	0.72
	LTE 26	QPSK15M	Bottom Side	0	26865	36	0	Ant 0	-	1.00	22.50	21.76	1.19	0	<0.001	0.00
	LTE 26	QPSK15M	Top Side	0	26865	75	0	Ant 0	-	1.00	22.50	21.64	1.22	-0.01	0.625	0.76
	LTE 26	QPSK15M	Top Side	0	26765	1	0	Ant 0	-	1.00	23.50	22.67	1.21	0.05	0.672	0.81
	LTE 26	QPSK15M	Top Side	0	26965	1	0	Ant 0	-	1.00	23.50	22.64	1.22	0.19	0.701	0.86
	LTE 38	QPSK20M	Bottom for Laptop	0	38000	1	0	Ant 0	-	1.00	21.50	21.49	1.00	0	<0.001	0.00
	LTE 38	QPSK20M	Bottom for Laptop	0	38000	50	0	Ant 0	-	1.00	20.50	20.43	1.02	0	<0.001	0.00
	LTE 38	QPSK20M	Rear Face	0	38000	1	0	Ant 0	-	1.00	21.50	21.49	1.00	0	<0.001	0.00
	LTE 38	QPSK20M	Left Side	0	38000	1	0	Ant 0	-	1.00	21.50	21.49	1.00	-0.05	0.043	0.04
	LTE 38	QPSK20M	Right Side	0	38000	1	0	Ant 0	-	1.00	21.50	21.49	1.00	0	<0.001	0.00
	LTE 38	QPSK20M	Top Side	0	38000	1	0	Ant 0	-	1.00	21.50	21.49	1.00	0.13	0.982	0.98
	LTE 38	QPSK20M	Bottom Side	0	38000	1	0	Ant 0	-	1.00	21.50	21.49	1.00	0	<0.001	0.00
	LTE 38	QPSK20M	Rear Face	0	38000	50	0	Ant 0	-	1.00	20.50	20.43	1.02	0	<0.001	0.00
	LTE 38	QPSK20M	Left Side	0	38000	50	0	Ant 0	-	1.00	20.50	20.43	1.02	0	<0.001	0.00
	LTE 38	QPSK20M	Right Side	0	38000	50	0	Ant 0	-	1.00	20.50	20.43	1.02	0	<0.001	0.00
	LTE 38	QPSK20M	Top Side	0	38000	50	0	Ant 0	-	1.00	20.50	20.43	1.02	0.03	0.835	0.85
	LTE 38	QPSK20M	Bottom Side	0	38000	50	0	Ant 0	-	1.00	20.50	20.43	1.02	0	<0.001	0.00
	LTE 38	QPSK20M	Top Side	0	38000	100	0	Ant 0	-	1.00	20.50	20.36	1.03	0.16	0.854	0.88
	LTE 38	QPSK20M	Top Side	0	37850	1	0	Ant 0	-	1.00	21.50	21.47	1.01	0.11	0.866	0.87
13	LTE 38	QPSK20M	Top Side	0	38150	1	0	Ant 0	-	1.00	21.50	21.46	1.01	0.08	1.08	1.09
	LTE 38	QPSK20M	Top Side	0	37850	50	0	Ant 0	-	1.00	20.50	20.37	1.03	0.12	0.736	0.76
	LTE 38	QPSK20M	Top Side	0	38150	50	0	Ant 0	-	1.00	20.50	20.29	1.05	0.07	0.901	0.95
	LTE 38	QPSK20M	Top Side	0	38150	1	0	Ant 0	-	1.00	21.50	21.46	1.01	-0.06	1.07	1.08
	LTE 38	QPSK20M	Top Side	0	PCC : 37952 SCC : 38150	PCC :1 SCC :1	PCC :99 SCC :0	Ant 0	-	1.00	21.50	20.85	1.16	-0.01	0.662	0.77



Body SAR Test Result

System & Position								DUT Configuration	SAR							
Plot No.	Band	Mode	Test Position	Separation Distance (mm)	Channel	RB#	RB offset	Ant Status	Duty Cycle	Crest Factor	Max. Tune-up Power (dBm)	Measured Conducted Power (dBm)	Scaling Factor	Power Drift (dB)	Measured SAR-1g (W/kg)	Scaled SAR-1g (W/kg)
	LTE 41	QPSK20M	Bottom for Laptop	0	40185	1	0	Ant 0	-	1.00	21.50	21.48	1.00	0	<0.001	0.00
	LTE 41	QPSK20M	Bottom for Laptop	0	40185	50	0	Ant 0	-	1.00	20.50	20.44	1.01	0	<0.001	0.00
	LTE 41	QPSK20M	Rear Face	0	40185	1	0	Ant 0	-	1.00	21.50	21.48	1.00	0	<0.001	0.00
	LTE 41	QPSK20M	Left Side	0	40185	1	0	Ant 0	-	1.00	21.50	21.48	1.00	0.02	0.073	0.07
	LTE 41	QPSK20M	Right Side	0	40185	1	0	Ant 0	-	1.00	21.50	21.48	1.00	0	<0.001	0.00
	LTE 41	QPSK20M	Top Side	0	40185	1	0	Ant 0	-	1.00	21.50	21.48	1.00	-0.13	0.743	0.74
	LTE 41	QPSK20M	Bottom Side	0	40185	1	0	Ant 0	-	1.00	21.50	21.48	1.00	0	<0.001	0.00
	LTE 41	QPSK20M	Rear Face	0	40185	50	0	Ant 0	-	1.00	20.50	20.44	1.01	0	<0.001	0.00
	LTE 41	QPSK20M	Left Side	0	40185	50	0	Ant 0	-	1.00	20.50	20.44	1.01	0.12	0.059	0.06
	LTE 41	QPSK20M	Right Side	0	40185	50	0	Ant 0	-	1.00	20.50	20.44	1.01	0	<0.001	0.00
	LTE 41	QPSK20M	Top Side	0	40185	50	0	Ant 0	-	1.00	20.50	20.44	1.01	-0.17	0.645	0.65
	LTE 41	QPSK20M	Bottom Side	0	40185	50	0	Ant 0	-	1.00	20.50	20.44	1.01	0	<0.001	0.00
	LTE 41	QPSK20M	Top Side	0	40185	100	0	Ant 0	-	1.00	20.50	20.39	1.03	0.07	0.676	0.70
	LTE 41	QPSK20M	Top Side	0	39750	1	0	Ant 0	-	1.00	21.50	21.47	1.01	-0.06	0.749	0.76
	LTE 41	QPSK20M	Top Side	0	40620	1	0	Ant 0	-	1.00	21.50	21.45	1.01	-0.05	0.87	0.88
	LTE 41	QPSK20M	Top Side	0	41055	1	0	Ant 0	-	1.00	21.50	21.46	1.01	-0.08	1.01	1.02
14	LTE 41	QPSK20M	Top Side	0	41490	1	0	Ant 0	-	1.00	21.50	21.43	1.02	-0.15	1.03	1.05
	LTE 41	QPSK20M	Top Side	0	41490	1	0	Ant 0	-	1.00	21.50	21.43	1.02	-0.04	1.02	1.04
	LTE 41	QPSK20M	Top Side	0	PCC : 40620 SCC : 40818	PCC :1 SCC :1	PCC :99 SCC :0	Ant 0	-	1.00	21.50	20.97	1.13	-0.03	0.634	0.72
	LTE 48	QPSK20M	Bottom for Laptop	0	55780	1	0	Ant 0	-	1.00	22.00	21.79	1.05	0	<0.001	0.00
	LTE 48	QPSK20M	Bottom for Laptop	0	55780	50	0	Ant 0	-	1.00	21.00	20.84	1.04	0	<0.001	0.00
	LTE 48	QPSK20M	Rear Face	0	55780	1	0	Ant 0	-	1.00	22.00	21.79	1.05	0	<0.001	0.00
	LTE 48	QPSK20M	Left Side	0	55780	1	0	Ant 0	-	1.00	22.00	21.79	1.05	0	<0.001	0.00
	LTE 48	QPSK20M	Right Side	0	55780	1	0	Ant 0	-	1.00	22.00	21.79	1.05	0	<0.001	0.00
15	LTE 48	QPSK20M	Top Side	0	55780	1	0	Ant 0	-	1.00	22.00	21.79	1.05	-0.03	0.148	0.16
	LTE 48	QPSK20M	Bottom Side	0	55780	1	0	Ant 0	-	1.00	22.00	21.79	1.05	0	<0.001	0.00
	LTE 48	QPSK20M	Rear Face	0	55780	50	0	Ant 0	-	1.00	21.00	20.84	1.04	0	<0.001	0.00
	LTE 48	QPSK20M	Left Side	0	55780	50	0	Ant 0	-	1.00	21.00	20.84	1.04	0	<0.001	0.00
	LTE 48	QPSK20M	Right Side	0	55780	50	0	Ant 0	-	1.00	21.00	20.84	1.04	0	<0.001	0.00
	LTE 48	QPSK20M	Top Side	0	55780	50	0	Ant 0	-	1.00	21.00	20.84	1.04	0.13	0.115	0.12
	LTE 48	QPSK20M	Bottom Side	0	55780	50	0	Ant 0	-	1.00	21.00	20.84	1.04	0	<0.001	0.00
	LTE 48	QPSK20M	Top Side	0	55340	1	0	Ant 0	-	1.00	22.00	21.63	1.09	-0.07	0.14	0.15
	LTE 48	QPSK20M	Top Side	0	56210	1	0	Ant 0	-	1.00	22.00	21.51	1.12	-0.18	0.095	0.11
	LTE 48	QPSK20M	Top Side	0	56640	1	0	Ant 0	-	1.00	22.00	21.34	1.16	0.01	0.087	0.10



Body SAR Test Result

System & Position								DUT Configuration	SAR							
Plot No.	Band	Mode	Test Position	Separation Distance (mm)	Channel	RB#	RB offset	Ant Status	Duty Cycle	Crest Factor	Max. Tune-up Power (dBm)	Measured Conducted Power (dBm)	Scaling Factor	Power Drift (dB)	Measured SAR-1g (W/kg)	Scaled SAR-1g (W/kg)
	LTE 66	QPSK20M	Bottom for Laptop	0	132322	1	0	Ant 0	-	1.00	21.00	20.98	1.00	0	<0.001	0.00
	LTE 66	QPSK20M	Bottom for Laptop	0	132322	50	0	Ant 0	-	1.00	20.00	19.89	1.03	0	<0.001	0.00
	LTE 66	QPSK20M	Rear Face	0	132322	1	0	Ant 0	-	1.00	21.00	20.98	1.00	0	<0.001	0.00
	LTE 66	QPSK20M	Left Side	0	132322	1	0	Ant 0	-	1.00	21.00	20.98	1.00	0.14	0.171	0.17
	LTE 66	QPSK20M	Right Side	0	132322	1	0	Ant 0	-	1.00	21.00	20.98	1.00	0	<0.001	0.00
	LTE 66	QPSK20M	Top Side	0	132322	1	0	Ant 0	-	1.00	21.00	20.98	1.00	0.12	1.1	1.10
	LTE 66	QPSK20M	Bottom Side	0	132322	1	0	Ant 0	-	1.00	21.00	20.98	1.00	0	<0.001	0.00
	LTE 66	QPSK20M	Rear Face	0	132322	50	0	Ant 0	-	1.00	20.00	19.89	1.03	0	<0.001	0.00
	LTE 66	QPSK20M	Left Side	0	132322	50	0	Ant 0	-	1.00	20.00	19.89	1.03	-0.06	0.119	0.12
	LTE 66	QPSK20M	Right Side	0	132322	50	0	Ant 0	-	1.00	20.00	19.89	1.03	0	<0.001	0.00
	LTE 66	QPSK20M	Top Side	0	132322	50	0	Ant 0	-	1.00	20.00	19.89	1.03	0.08	0.847	0.87
	LTE 66	QPSK20M	Bottom Side	0	132322	50	0	Ant 0	-	1.00	20.00	19.89	1.03	0	<0.001	0.00
	LTE 66	QPSK20M	Top Side	0	132322	100	0	Ant 0	-	1.00	20.00	19.77	1.05	-0.01	0.802	0.84
16	LTE 66	QPSK20M	Top Side	0	132072	1	0	Ant 0	-	1.00	21.00	20.95	1.01	-0.01	1.16	1.17
	LTE 66	QPSK20M	Top Side	0	132572	1	0	Ant 0	-	1.00	21.00	20.94	1.01	0.14	1.08	1.09
	LTE 66	QPSK20M	Top Side	0	132072	50	0	Ant 0	-	1.00	20.00	19.80	1.05	0.05	0.855	0.90
	LTE 66	QPSK20M	Top Side	0	132572	50	0	Ant 0	-	1.00	20.00	19.79	1.05	-0.11	0.837	0.88
	LTE 66	QPSK20M	Top Side	0	132072	1	0	Ant 0	-	1.00	21.00	20.95	1.01	-0.18	1.15	1.16
	LTE 71	QPSK20M	Bottom for Laptop	0	133297	1	0	Ant 0	-	1.00	23.50	22.66	1.21	0	<0.001	0.00
	LTE 71	QPSK20M	Bottom for Laptop	0	133297	50	0	Ant 0	-	1.00	22.50	21.67	1.21	0	<0.001	0.00
	LTE 71	QPSK20M	Rear Face	0	133297	1	0	Ant 0	-	1.00	23.50	22.66	1.21	0	<0.001	0.00
	LTE 71	QPSK20M	Left Side	0	133297	1	0	Ant 0	-	1.00	23.50	22.66	1.21	-0.05	0.061	0.07
	LTE 71	QPSK20M	Right Side	0	133297	1	0	Ant 0	-	1.00	23.50	22.66	1.21	0	<0.001	0.00
	LTE 71	QPSK20M	Top Side	0	133297	1	0	Ant 0	-	1.00	23.50	22.66	1.21	0.13	0.516	0.62
	LTE 71	QPSK20M	Bottom Side	0	133297	1	0	Ant 0	-	1.00	23.50	22.66	1.21	0	<0.001	0.00
	LTE 71	QPSK20M	Rear Face	0	133297	50	0	Ant 0	-	1.00	22.50	21.67	1.21	0	<0.001	0.00
	LTE 71	QPSK20M	Left Side	0	133297	50	0	Ant 0	-	1.00	22.50	21.67	1.21	-0.1	0.048	0.06
	LTE 71	QPSK20M	Right Side	0	133297	50	0	Ant 0	-	1.00	22.50	21.67	1.21	0	<0.001	0.00
	LTE 71	QPSK20M	Top Side	0	133297	50	0	Ant 0	-	1.00	22.50	21.67	1.21	-0.04	0.486	0.59
	LTE 71	QPSK20M	Bottom Side	0	133297	50	0	Ant 0	-	1.00	22.50	21.67	1.21	0	<0.001	0.00
	LTE 71	QPSK20M	Top Side	0	133222	1	0	Ant 0	-	1.00	23.50	22.47	1.27	-0.17	0.276	0.35
17	LTE 71	QPSK20M	Top Side	0	133372	1	0	Ant 0	-	1.00	23.50	22.62	1.22	0.04	0.644	0.79



Body SAR Test Result

System & Position								DUT Configuration	SAR							
Plot No.	Band	Mode	Test Position	Separation Distance (mm)	Channel	RB#	RB offset	Ant Status	Duty Cycle	Crest Factor	Max. Tune-up Power (dBm)	Measured Conducted Power (dBm)	Scaling Factor	Power Drift (dB)	Measured SAR-1g (W/kg)	Scaled SAR-1g (W/kg)
	WLAN2.4G	802.11b	Bottom for Laptop	0	6			Ant 0	98.00	1.02	21.00	20.99	1.00	0	<0.001	0.00
	WLAN2.4G	802.11b	Bottom for Laptop	0	11			Ant 1	96.70	1.03	21.00	20.97	1.01	0	<0.001	0.00
	WLAN2.4G	802.11n HT20	Bottom for Laptop	0	6			Ant 0+1	99.60	1.00	24.00	23.57	1.10	0	<0.001	0.00
	WLAN2.4G	802.11b	Rear Face	0	6			Ant 0	98.00	1.02	21.00	20.99	1.00	0	<0.001	0.00
	WLAN2.4G	802.11b	Left Side	0	6			Ant 0	98.00	1.02	21.00	20.99	1.00	-0.1	0.507	0.52
	WLAN2.4G	802.11b	Right Side	0	6			Ant 0	98.00	1.02	21.00	20.99	1.00	0	<0.001	0.00
	WLAN2.4G	802.11b	Top Side	0	6			Ant 0	98.00	1.02	21.00	20.99	1.00	0	<0.001	0.00
	WLAN2.4G	802.11b	Bottom Side	0	6			Ant 0	98.00	1.02	21.00	20.99	1.00	0	<0.001	0.00
	WLAN2.4G	802.11b	Rear Face	0	11			Ant 1	96.70	1.03	21.00	20.97	1.01	0	<0.001	0.00
	WLAN2.4G	802.11b	Left Side	0	11			Ant 1	96.70	1.03	21.00	20.97	1.01	0	<0.001	0.00
	WLAN2.4G	802.11b	Right Side	0	11			Ant 1	96.70	1.03	21.00	20.97	1.01	0.08	0.566	0.59
	WLAN2.4G	802.11b	Top Side	0	11			Ant 1	96.70	1.03	21.00	20.97	1.01	0.1	0.062	0.06
	WLAN2.4G	802.11b	Bottom Side	0	11			Ant 1	96.70	1.03	21.00	20.97	1.01	0	<0.001	0.00
	WLAN2.4G	802.11n HT20	Rear Face	0	6			Ant 0+1	99.60	1.00	24.00	23.57	1.10	0	<0.001	0.00
	WLAN2.4G	802.11n HT20	Left Side	0	6			Ant 0+1	99.60	1.00	24.00	23.57	1.10	-0.15	0.231	0.25
	WLAN2.4G	802.11n HT20	Right Side	0	6			Ant 0+1	99.60	1.00	24.00	23.57	1.10	0.02	0.32	0.35
	WLAN2.4G	802.11n HT20	Top Side	0	6			Ant 0+1	99.60	1.00	24.00	23.57	1.10	-0.06	0.047	0.05
	WLAN2.4G	802.11n HT20	Bottom Side	0	6			Ant 0+1	99.60	1.00	24.00	23.57	1.10	0	<0.001	0.00
	WLAN2.4G	802.11b	Right Side	0	1			Ant 1	96.70	1.03	21.00	20.41	1.15	0.02	0.546	0.65
18	WLAN2.4G	802.11b	Right Side	0	6			Ant 1	96.70	1.03	21.00	20.47	1.13	-0.01	0.614	0.71
	WLAN2.4G	802.11b	Right Side	0	12			Ant 1	96.70	1.03	19.00	18.77	1.05	0.11	0.257	0.28
	WLAN2.4G	802.11b	Right Side	0	13			Ant 1	96.70	1.03	15.50	15.11	1.09	0.06	0.113	0.13



Body SAR Test Result

System & Position								DUT Configuration	SAR							
Plot No.	Band	Mode	Test Position	Separation Distance (mm)	Channel	RB#	RB offset	Ant Status	Duty Cycle	Crest Factor	Max. Tune-up Power (dBm)	Measured Conducted Power (dBm)	Scaling Factor	Power Drift (dB)	Measured SAR-1g (W/kg)	Scaled SAR-1g (W/kg)
	WLAN5.3G	802.11n HT40	Bottom for Laptop	0	54			Ant 0	98.50	1.02	21.00	20.60	1.10	0.12	0.124	0.14
	WLAN5.3G	802.11n HT40	Bottom for Laptop	0	54			Ant 1	98.00	1.02	20.00	19.70	1.07	0.01	0.142	0.15
	WLAN5.3G	802.11n HT40	Bottom for Laptop	0	54			Ant 0+1	98.50	1.02	23.00	22.82	1.04	-0.01	0.081	0.09
	WLAN5.3G	802.11n HT40	Rear Face	0	54			Ant 0	98.50	1.02	21.00	20.60	1.10	0	<0.001	0.00
	WLAN5.3G	802.11n HT40	Left Side	0	54			Ant 0	98.50	1.02	21.00	20.60	1.10	0.01	0.702	0.79
	WLAN5.3G	802.11n HT40	Right Side	0	54			Ant 0	98.50	1.02	21.00	20.60	1.10	0	<0.001	0.00
	WLAN5.3G	802.11n HT40	Top Side	0	54			Ant 0	98.50	1.02	21.00	20.60	1.10	0.03	0.074	0.08
	WLAN5.3G	802.11n HT40	Bottom Side	0	54			Ant 0	98.50	1.02	21.00	20.60	1.10	-0.08	0.106	0.12
	WLAN5.3G	802.11n HT40	Rear Face	0	54			Ant 1	98.00	1.02	20.00	19.70	1.07	0	<0.001	0.00
	WLAN5.3G	802.11n HT40	Left Side	0	54			Ant 1	98.00	1.02	20.00	19.70	1.07	0	<0.001	0.00
19	WLAN5.3G	802.11n HT40	Right Side	0	54			Ant 1	98.00	1.02	20.00	19.70	1.07	0.03	1.08	1.18
	WLAN5.3G	802.11n HT40	Top Side	0	54			Ant 1	98.00	1.02	20.00	19.70	1.07	-0.15	0.067	0.07
	WLAN5.3G	802.11n HT40	Bottom Side	0	54			Ant 1	98.00	1.02	20.00	19.70	1.07	0.14	0.113	0.12
	WLAN5.3G	802.11n HT40	Rear Face	0	54			Ant 0+1	98.50	1.02	23.00	22.82	1.04	0	<0.001	0.00
	WLAN5.3G	802.11n HT40	Left Side	0	54			Ant 0+1	98.50	1.02	23.00	22.82	1.04	0.04	0.502	0.53
	WLAN5.3G	802.11n HT40	Right Side	0	54			Ant 0+1	98.50	1.02	23.00	22.82	1.04	-0.03	0.793	0.84
	WLAN5.3G	802.11n HT40	Top Side	0	54			Ant 0+1	98.50	1.02	23.00	22.82	1.04	-0.01	0.041	0.04
	WLAN5.3G	802.11n HT40	Bottom Side	0	54			Ant 0+1	98.50	1.02	23.00	22.82	1.04	0.17	0.04	0.04
	WLAN5.3G	802.11n HT40	Right Side	0	62			Ant 1	98.00	1.02	16.50	16.15	1.08	0.04	0.581	0.64
	WLAN5.3G	802.11n HT40	Right Side	0	62			Ant 0+1	98.50	1.02	19.50	19.37	1.03	-0.03	0.486	0.51
	WLAN5.3G	802.11n HT40	Right Side	0	54			Ant 1	98.00	1.02	20.00	19.70	1.07	0.01	1.07	1.17



Body SAR Test Result

System & Position								DUT Configuration	SAR							
Plot No.	Band	Mode	Test Position	Separation Distance (mm)	Channel	RB#	RB offset	Ant Status	Duty Cycle	Crest Factor	Max. Tune-up Power (dBm)	Measured Conducted Power (dBm)	Scaling Factor	Power Drift (dB)	Measured SAR-1g (W/kg)	Scaled SAR-1g (W/kg)
	WLAN5.6G	802.11ac VHT80	Bottom for Laptop	0	122			Ant 0	97.80	1.02	21.00	20.74	1.06	-0.18	0.212	0.23
	WLAN5.6G	802.11ac VHT80	Bottom for Laptop	0	138			Ant 1	98.00	1.02	19.50	19.48	1.00	0.18	0.308	0.31
	WLAN5.6G	802.11n HT40	Bottom for Laptop	0	118			Ant 0+1	98.50	1.02	22.50	22.43	1.02	-0.15	0.188	0.20
	WLAN5.6G	802.11ac VHT80	Rear Face	0	122			Ant 0	97.80	1.02	21.00	20.74	1.06	0	<0.001	0.00
	WLAN5.6G	802.11ac VHT80	Left Side	0	122			Ant 0	97.80	1.02	21.00	20.74	1.06	0.03	0.595	0.64
	WLAN5.6G	802.11ac VHT80	Right Side	0	122			Ant 0	97.80	1.02	21.00	20.74	1.06	0	<0.001	0.00
	WLAN5.6G	802.11ac VHT80	Top Side	0	122			Ant 0	97.80	1.02	21.00	20.74	1.06	0	<0.001	0.00
	WLAN5.6G	802.11ac VHT80	Bottom Side	0	122			Ant 0	97.80	1.02	21.00	20.74	1.06	-0.07	0.088	0.10
	WLAN5.6G	802.11ac VHT80	Rear Face	0	138			Ant 1	98.00	1.02	19.50	19.48	1.00	0	<0.001	0.00
	WLAN5.6G	802.11ac VHT80	Left Side	0	138			Ant 1	98.00	1.02	19.50	19.48	1.00	0	<0.001	0.00
20	WLAN5.6G	802.11ac VHT80	Right Side	0	138			Ant 1	98.00	1.02	19.50	19.48	1.00	0.01	1.15	1.17
	WLAN5.6G	802.11ac VHT80	Top Side	0	138			Ant 1	98.00	1.02	19.50	19.48	1.00	0	<0.001	0.00
	WLAN5.6G	802.11ac VHT80	Bottom Side	0	138			Ant 1	98.00	1.02	19.50	19.48	1.00	-0.17	0.177	0.18
	WLAN5.6G	802.11n HT40	Rear Face	0	118			Ant 0+1	98.50	1.02	22.50	22.43	1.02	0	<0.001	0.00
	WLAN5.6G	802.11n HT40	Left Side	0	118			Ant 0+1	98.50	1.02	22.50	22.43	1.02	-0.01	0.411	0.43
	WLAN5.6G	802.11n HT40	Right Side	0	118			Ant 0+1	98.50	1.02	22.50	22.43	1.02	-0.09	0.827	0.86
	WLAN5.6G	802.11n HT40	Top Side	0	118			Ant 0+1	98.50	1.02	22.50	22.43	1.02	0	<0.001	0.00
	WLAN5.6G	802.11n HT40	Bottom Side	0	118			Ant 0+1	98.50	1.02	22.50	22.43	1.02	0.17	0.154	0.16
	WLAN5.6G	802.11ac VHT80	Right Side	0	106			Ant 1	98.00	1.02	18.00	17.91	1.02	-0.19	0.589	0.61
	WLAN5.6G	802.11ac VHT80	Right Side	0	122			Ant 1	98.00	1.02	19.50	19.33	1.04	-0.06	1.06	1.12
	WLAN5.6G	802.11n HT40	Right Side	0	102			Ant 0+1	98.50	1.02	20.50	20.39	1.03	-0.09	0.787	0.83
	WLAN5.6G	802.11n HT40	Right Side	0	110			Ant 0+1	98.50	1.02	20.50	20.24	1.06	0.05	0.754	0.82
	WLAN5.6G	802.11n HT40	Right Side	0	126			Ant 0+1	98.50	1.02	22.50	22.33	1.04	0.08	0.766	0.81
	WLAN5.6G	802.11n HT40	Right Side	0	134			Ant 0+1	98.50	1.02	22.50	22.41	1.02	-0.01	0.812	0.84
	WLAN5.6G	802.11n HT40	Right Side	0	142			Ant 0+1	98.50	1.02	21.00	20.63	1.09	-0.03	0.584	0.65
	WLAN5.6G	802.11ac VHT80	Right Side	0	138			Ant 1	98.00	1.02	19.50	19.48	1.00	-0.16	1.14	1.16



**BUREAU
VERITAS**

Appendix H. Analysis of Simultaneous Transmission SAR and Total Exposure Ratio.

The analysis of simultaneous transmission SAR are shown as below.

<Possibilities of Simultaneous Transmission>

The simultaneous transmission possibilities for this device are listed as below.

Simultaneous TX Combination	Capable Transmit Configurations	Body Exposure Condition
A	WWAN + WLAN 2.4G_Ant0 + BT_Ant1	Yes
B	WWAN + WLAN 5G_Ant 0 + BT_Ant1	Yes
C	WWAN + WLAN 5G_Ant 0+1 + BT_Ant1	Yes
D	WWAN + WLAN 6E_Ant 0 + BT_Ant1	Yes
E	WWAN + WLAN 6E_Ant 0+1 + BT_Ant1	Yes

Notes

1. The WLAN 2.4G, WLAN 5G, and WLAN 6G cannot transmit simultaneously.

Simultaneous Transmission SAR Evaluation

Band	Position	1	2	3	4	5	6	7	A(1+2+7)	B(1+3+7)	C(1+4+7)	D(1+5+7)	E(1+6+7)
		Max WWAN	WLAN 2.4GHz Ant 0	Max WLAN 5GHz Ant 0	Max WLAN 5GHz Ant 0+1	Max WLAN 6GHz Ant 0	Max WLAN 6GHz Ant 0+1	Max BT Ant 1	Summing result 1g SAR W/kg	Summing result 1g SAR W/kg	Summing result 1g SAR W/kg	Summing result 1g SAR W/kg	Summing result 1g SAR W/kg
		1g SAR W/kg	1g SAR W/kg	1g SAR W/kg	1g SAR W/kg	1g SAR W/kg	1g SAR W/kg	1g SAR W/kg					
LTE 25	Bottom for Laptop	0.00	0.00	0.26	0.20	0.00	0.00	0.00	0.00	0.26	0.20	0.00	0.00
	Rear Face	0.00	0.00	0.00	0.00	0.00	0.00	0.00	0.00	0.00	0.00	0.00	0.00
	Left Side	0.10	0.52	0.79	0.53	0.10	0.07	0.00	0.62	0.89	0.63	0.20	0.17
	Right Side	0.00	0.00	0.00	0.92	0.00	0.11	0.08	0.08	0.08	1.00	0.08	0.19
	Top Side	1.05	0.00	0.08	0.04	0.00	0.00	0.00	1.05	1.13	1.09	1.05	1.05
	Bottom Side	0.00	0.00	0.12	0.16	0.00	0.00	0.00	0.00	0.12	0.16	0.00	0.00
LTE 26	Bottom for Laptop	0.00	0.00	0.26	0.20	0.00	0.00	0.00	0.00	0.26	0.20	0.00	0.00
	Rear Face	0.00	0.00	0.00	0.00	0.00	0.00	0.00	0.00	0.00	0.00	0.00	0.00
	Left Side	0.00	0.52	0.79	0.53	0.10	0.07	0.00	0.52	0.79	0.53	0.10	0.07
	Right Side	0.00	0.00	0.00	0.92	0.00	0.11	0.08	0.08	0.08	1.00	0.08	0.19
	Top Side	0.87	0.00	0.08	0.04	0.00	0.00	0.00	0.87	0.95	0.91	0.87	0.87
	Bottom Side	0.00	0.00	0.12	0.16	0.00	0.00	0.00	0.00	0.12	0.16	0.00	0.00
LTE 38	Bottom for Laptop	0.00	0.00	0.26	0.20	0.00	0.00	0.00	0.00	0.26	0.20	0.00	0.00
	Rear Face	0.00	0.00	0.00	0.00	0.00	0.00	0.00	0.00	0.00	0.00	0.00	0.00
	Left Side	0.04	0.52	0.79	0.53	0.10	0.07	0.00	0.56	0.83	0.57	0.14	0.11
	Right Side	0.00	0.00	0.00	0.92	0.00	0.11	0.08	0.08	0.08	1.00	0.08	0.19
	Top Side	1.09	0.00	0.08	0.04	0.00	0.00	0.00	1.09	1.17	1.13	1.09	1.09
	Bottom Side	0.00	0.00	0.12	0.16	0.00	0.00	0.00	0.00	0.12	0.16	0.00	0.00
LTE 41	Bottom for Laptop	0.00	0.00	0.26	0.20	0.00	0.00	0.00	0.00	0.26	0.20	0.00	0.00
	Rear Face	0.00	0.00	0.00	0.00	0.00	0.00	0.00	0.00	0.00	0.00	0.00	0.00
	Left Side	0.07	0.52	0.79	0.53	0.10	0.07	0.00	0.59	0.86	0.60	0.17	0.14
	Right Side	0.00	0.00	0.00	0.92	0.00	0.11	0.08	0.08	0.08	1.00	0.08	0.19
	Top Side	1.05	0.00	0.08	0.04	0.00	0.00	0.00	1.05	1.13	1.09	1.05	1.05
	Bottom Side	0.00	0.00	0.12	0.16	0.00	0.00	0.00	0.00	0.12	0.16	0.00	0.00
LTE 48	Bottom for Laptop	0.00	0.00	0.26	0.20	0.00	0.00	0.00	0.00	0.26	0.20	0.00	0.00
	Rear Face	0.00	0.00	0.00	0.00	0.00	0.00	0.00	0.00	0.00	0.00	0.00	0.00
	Left Side	0.00	0.52	0.79	0.53	0.10	0.07	0.00	0.52	0.79	0.53	0.10	0.07
	Right Side	0.00	0.00	0.00	0.92	0.00	0.11	0.08	0.08	0.08	1.00	0.08	0.19
	Top Side	0.16	0.00	0.08	0.04	0.00	0.00	0.00	0.16	0.24	0.20	0.16	0.16
	Bottom Side	0.00	0.00	0.12	0.16	0.00	0.00	0.00	0.00	0.12	0.16	0.00	0.00

Simultaneous Transmission SAR Evaluation

Band	Position	1	2	3	4	5	6	7	A(1+2+7)	B(1+3+7)	C(1+4+7)	D(1+5+7)	E(1+6+7)
		Max WWAN	WLAN 2.4GHz Ant 0	Max WLAN 5GHz Ant 0	Max WLAN 5GHz Ant 0+1	Max WLAN 6GHz Ant 0	Max WLAN 6GHz Ant 0+1	Max BT Ant 1	Summing result 1g SAR W/kg	Summing result 1g SAR W/kg	Summing result 1g SAR W/kg	Summing result 1g SAR W/kg	Summing result 1g SAR W/kg
		1g SAR W/kg	1g SAR W/kg	1g SAR W/kg	1g SAR W/kg	1g SAR W/kg	1g SAR W/kg	1g SAR W/kg					
LTE 66	Bottom for Laptop	0.00	0.00	0.26	0.20	0.00	0.00	0.00	0.00	0.26	0.20	0.00	0.00
	Rear Face	0.00	0.00	0.00	0.00	0.00	0.00	0.00	0.00	0.00	0.00	0.00	0.00
	Left Side	0.17	0.52	0.79	0.53	0.10	0.07	0.00	0.69	0.96	0.70	0.27	0.24
	Right Side	0.00	0.00	0.00	0.92	0.00	0.11	0.08	0.08	0.08	1.00	0.08	0.19
	Top Side	1.17	0.00	0.08	0.04	0.00	0.00	0.00	1.17	1.25	1.21	1.17	1.17
	Bottom Side	0.00	0.00	0.12	0.16	0.00	0.00	0.00	0.00	0.12	0.16	0.00	0.00
LTE 71	Bottom for Laptop	0.00	0.00	0.26	0.20	0.00	0.00	0.00	0.00	0.26	0.20	0.00	0.00
	Rear Face	0.00	0.00	0.00	0.00	0.00	0.00	0.00	0.00	0.00	0.00	0.00	0.00
	Left Side	0.07	0.52	0.79	0.53	0.10	0.07	0.00	0.59	0.86	0.60	0.17	0.14
	Right Side	0.00	0.00	0.00	0.92	0.00	0.11	0.08	0.08	0.08	1.00	0.08	0.19
	Top Side	0.79	0.00	0.08	0.04	0.00	0.00	0.00	0.79	0.87	0.83	0.79	0.79
	Bottom Side	0.00	0.00	0.12	0.16	0.00	0.00	0.00	0.00	0.12	0.16	0.00	0.00

Total Exposure Ratio													
Band	Position	1	2	3	4	5	6	7	A(1+2+7)	B(1+3+7)	C(1+4+7)	D(1+5+7)	E(1+6+7)
		Max WWAN	WLAN 2.4GHz Ant 0	Max WLAN 5GHz Ant 0	Max WLAN 5GHz Ant 0+1	Max WLAN 6GHz Ant 0	Max WLAN 6GHz Ant 0+1	Max BT Ant 1	Total Exposure Ratio	Total Exposure Ratio	Total Exposure Ratio	Total Exposure Ratio	Total Exposure Ratio
		1g SAR W/kg	1g SAR W/kg	1g SAR W/kg	1g SAR W/kg	4cm ² W/m ²	4cm ² W/m ²	1g SAR W/kg					
WCDMA II	Bottom for Laptop	0.00	0.00	0.26	0.20	0.00	0.00	0.00	0.00	0.16	0.13	0.00	0.00
	Rear Face	0.00	0.00	0.00	0.00	0.00	0.00	0.00	0.00	0.00	0.00	0.00	0.00
	Left Side	0.06	0.52	0.79	0.53	1.74	0.00	0.00	0.36	0.53	0.37	0.21	0.04
	Right Side	0.00	0.00	0.00	0.92	0.00	1.95	0.08	0.05	0.05	0.63	0.05	0.25
	Top Side	1.09	0.00	0.08	0.04	0.00	0.00	0.00	0.68	0.73	0.71	0.68	0.68
	Bottom Side	0.00	0.00	0.12	0.16	0.00	0.00	0.00	0.00	0.08	0.10	0.00	0.00
WCDMA IV	Bottom for Laptop	0.00	0.00	0.26	0.20	0.00	0.00	0.00	0.00	0.16	0.13	0.00	0.00
	Rear Face	0.00	0.00	0.00	0.00	0.00	0.00	0.00	0.00	0.00	0.00	0.00	0.00
	Left Side	0.18	0.52	0.79	0.53	1.74	0.00	0.00	0.44	0.61	0.44	0.29	0.11
	Right Side	0.00	0.00	0.00	0.92	0.00	1.95	0.08	0.05	0.05	0.63	0.05	0.25
	Top Side	1.08	0.00	0.08	0.04	0.00	0.00	0.00	0.68	0.73	0.70	0.68	0.68
	Bottom Side	0.00	0.00	0.12	0.16	0.00	0.00	0.00	0.00	0.08	0.10	0.00	0.00
WCDMA V	Bottom for Laptop	0.00	0.00	0.26	0.20	0.00	0.00	0.00	0.00	0.16	0.13	0.00	0.00
	Rear Face	0.00	0.00	0.00	0.00	0.00	0.00	0.00	0.00	0.00	0.00	0.00	0.00
	Left Side	0.00	0.52	0.79	0.53	1.74	0.00	0.00	0.33	0.49	0.33	0.17	0.00
	Right Side	0.00	0.00	0.00	0.92	0.00	1.95	0.08	0.05	0.05	0.63	0.05	0.25
	Top Side	1.13	0.00	0.08	0.04	0.00	0.00	0.00	0.71	0.76	0.73	0.71	0.71
	Bottom Side	0.00	0.00	0.12	0.16	0.00	0.00	0.00	0.00	0.08	0.10	0.00	0.00
LTE 2	Bottom for Laptop	0.00	0.00	0.26	0.20	0.00	0.00	0.00	0.00	0.16	0.13	0.00	0.00
	Rear Face	0.00	0.00	0.00	0.00	0.00	0.00	0.00	0.00	0.00	0.00	0.00	0.00
	Left Side	0.15	0.52	0.79	0.53	1.74	0.00	0.00	0.42	0.59	0.43	0.27	0.09
	Right Side	0.00	0.00	0.00	0.92	0.00	1.95	0.08	0.05	0.05	0.63	0.05	0.25
	Top Side	1.06	0.00	0.08	0.04	0.00	0.00	0.00	0.66	0.71	0.69	0.66	0.66
	Bottom Side	0.00	0.00	0.12	0.16	0.00	0.00	0.00	0.00	0.08	0.10	0.00	0.00
LTE 4	Bottom for Laptop	0.00	0.00	0.26	0.20	0.00	0.00	0.00	0.00	0.16	0.13	0.00	0.00
	Rear Face	0.03	0.00	0.00	0.00	0.00	0.00	0.00	0.02	0.02	0.02	0.02	0.02
	Left Side	0.09	0.52	0.79	0.53	1.74	0.00	0.00	0.38	0.55	0.39	0.23	0.06
	Right Side	0.00	0.00	0.00	0.92	0.00	1.95	0.08	0.05	0.05	0.63	0.05	0.25
	Top Side	1.01	0.00	0.08	0.04	0.00	0.00	0.00	0.63	0.68	0.66	0.63	0.63
	Bottom Side	0.00	0.00	0.12	0.16	0.00	0.00	0.00	0.00	0.08	0.10	0.00	0.00

Total Exposure Ratio													
Band	Position	1	2	3	4	5	6	7	A(1+2+7)	B(1+3+7)	C(1+4+7)	D(1+5+7)	E(1+6+7)
		Max WWAN	WLAN 2.4GHz Ant 0	Max WLAN 5GHz Ant 0	Max WLAN 5GHz Ant 0+1	Max WLAN 6GHz Ant 0	Max WLAN 6GHz Ant 0+1	Max BT Ant 1	Total Exposure Ratio	Total Exposure Ratio	Total Exposure Ratio	Total Exposure Ratio	Total Exposure Ratio
		1g SAR W/kg	1g SAR W/kg	1g SAR W/kg	1g SAR W/kg	4cm ² W/m ²	4cm ² W/m ²	1g SAR W/kg					
LTE 5	Bottom for Laptop	0.00	0.00	0.26	0.12	0.00	0.00	0.00	0.00	0.16	0.08	0.00	0.00
	Rear Face	0.00	0.00	0.00	0.00	0.00	0.00	0.00	0.00	0.00	0.00	0.00	0.00
	Left Side	0.00	0.52	0.79	0.53	1.74	0.00	0.00	0.33	0.49	0.33	0.17	0.00
	Right Side	0.00	0.00	0.00	0.92	0.00	1.95	0.08	0.05	0.05	0.63	0.05	0.25
	Top Side	0.82	0.00	0.08	0.04	0.00	0.00	0.00	0.51	0.56	0.54	0.51	0.51
	Bottom Side	0.00	0.00	0.12	0.16	0.00	0.00	0.00	0.00	0.08	0.10	0.00	0.00
LTE 7	Bottom for Laptop	0.00	0.00	0.26	0.20	0.00	0.00	0.00	0.00	0.16	0.13	0.00	0.00
	Rear Face	0.00	0.00	0.00	0.00	0.00	0.00	0.00	0.00	0.00	0.00	0.00	0.00
	Left Side	0.09	0.52	0.79	0.53	1.74	0.00	0.00	0.38	0.55	0.39	0.23	0.06
	Right Side	0.00	0.00	0.00	0.92	0.00	1.95	0.08	0.05	0.05	0.63	0.05	0.25
	Top Side	1.10	0.00	0.08	0.04	0.00	0.00	0.00	0.69	0.74	0.71	0.69	0.69
	Bottom Side	0.00	0.00	0.12	0.49	0.00	0.00	0.00	0.00	0.08	0.31	0.00	0.00
LTE 12	Bottom for Laptop	0.00	0.00	0.26	0.26	0.00	0.00	0.00	0.00	0.16	0.16	0.00	0.00
	Rear Face	0.00	0.00	0.00	0.00	0.00	0.00	0.00	0.00	0.00	0.00	0.00	0.00
	Left Side	0.05	0.52	0.79	0.53	1.74	0.00	0.00	0.36	0.53	0.36	0.21	0.03
	Right Side	0.00	0.00	0.00	0.92	0.00	1.95	0.08	0.05	0.05	0.63	0.05	0.25
	Top Side	0.94	0.00	0.08	0.04	0.00	0.00	0.00	0.59	0.64	0.61	0.59	0.59
	Bottom Side	0.00	0.00	0.12	0.16	0.00	0.00	0.00	0.00	0.08	0.10	0.00	0.00
LTE 13	Bottom for Laptop	0.00	0.00	0.26	0.20	0.00	0.00	0.00	0.00	0.16	0.13	0.00	0.00
	Rear Face	0.00	0.00	0.00	0.00	0.00	0.00	0.00	0.00	0.00	0.00	0.00	0.00
	Left Side	0.00	0.52	0.79	0.53	1.74	0.00	0.00	0.33	0.49	0.33	0.17	0.00
	Right Side	0.00	0.00	0.00	0.92	0.00	1.95	0.08	0.05	0.05	0.63	0.05	0.25
	Top Side	0.85	0.00	0.08	0.04	0.00	0.00	0.00	0.53	0.58	0.56	0.53	0.53
	Bottom Side	0.00	0.00	0.12	0.16	0.00	0.00	0.00	0.00	0.08	0.10	0.00	0.00
LTE 14	Bottom for Laptop	0.00	0.00	0.26	0.20	0.00	0.00	0.00	0.00	0.16	0.13	0.00	0.00
	Rear Face	0.00	0.00	0.00	0.00	0.00	0.00	0.00	0.00	0.00	0.00	0.00	0.00
	Left Side	0.07	0.52	0.79	0.53	1.74	0.00	0.00	0.37	0.54	0.38	0.22	0.04
	Right Side	0.00	0.00	0.00	0.92	0.00	1.95	0.08	0.05	0.05	0.63	0.05	0.25
	Top Side	0.78	0.00	0.08	0.04	0.00	0.00	0.00	0.49	0.54	0.51	0.49	0.49
	Bottom Side	0.00	0.00	0.12	0.16	0.00	0.00	0.00	0.00	0.08	0.10	0.00	0.00

Total Exposure Ratio													
Band	Position	1	2	3	4	5	6	7	A(1+2+7)	B(1+3+7)	C(1+4+7)	D(1+5+7)	E(1+6+7)
		Max WWAN	WLAN 2.4GHz Ant 0	Max WLAN 5GHz Ant 0	Max WLAN 5GHz Ant 0+1	Max WLAN 6GHz Ant 0	Max WLAN 6GHz Ant 0+1	Max BT Ant 1	Total Exposure Ratio	Total Exposure Ratio	Total Exposure Ratio	Total Exposure Ratio	Total Exposure Ratio
		1g SAR W/kg	1g SAR W/kg	1g SAR W/kg	1g SAR W/kg	4cm ² W/m ²	4cm ² W/m ²	1g SAR W/kg					
LTE 25	Bottom for Laptop	0.00	0.00	0.26	0.20	0.00	0.00	0.00	0.00	0.16	0.13	0.00	0.00
	Rear Face	0.00	0.00	0.00	0.00	0.00	0.00	0.00	0.00	0.00	0.00	0.00	0.00
	Left Side	0.10	0.52	0.79	0.53	1.74	0.00	0.00	0.39	0.56	0.39	0.24	0.06
	Right Side	0.00	0.00	0.00	0.92	0.00	1.95	0.08	0.05	0.05	0.63	0.05	0.25
	Top Side	1.05	0.00	0.08	0.04	0.00	0.00	0.00	0.66	0.71	0.68	0.66	0.66
	Bottom Side	0.00	0.00	0.12	0.16	0.00	0.00	0.00	0.00	0.08	0.10	0.00	0.00
LTE 26	Bottom for Laptop	0.00	0.00	0.26	0.20	0.00	0.00	0.00	0.00	0.16	0.13	0.00	0.00
	Rear Face	0.00	0.00	0.00	0.00	0.00	0.00	0.00	0.00	0.00	0.00	0.00	0.00
	Left Side	0.00	0.52	0.79	0.53	1.74	0.00	0.00	0.33	0.49	0.33	0.17	0.00
	Right Side	0.00	0.00	0.00	0.92	0.00	1.95	0.08	0.05	0.05	0.63	0.05	0.25
	Top Side	0.87	0.00	0.08	0.04	0.00	0.00	0.00	0.54	0.59	0.57	0.54	0.54
	Bottom Side	0.00	0.00	0.12	0.16	0.00	0.00	0.00	0.00	0.08	0.10	0.00	0.00
LTE 38	Bottom for Laptop	0.00	0.00	0.26	0.20	0.00	0.00	0.00	0.00	0.16	0.13	0.00	0.00
	Rear Face	0.00	0.00	0.00	0.00	0.00	0.00	0.00	0.00	0.00	0.00	0.00	0.00
	Left Side	0.04	0.52	0.79	0.53	1.74	0.00	0.00	0.35	0.52	0.36	0.20	0.03
	Right Side	0.00	0.00	0.00	0.92	0.00	1.95	0.08	0.05	0.05	0.63	0.05	0.25
	Top Side	1.09	0.00	0.08	0.04	0.00	0.00	0.00	0.68	0.73	0.71	0.68	0.68
	Bottom Side	0.00	0.00	0.12	0.16	0.00	0.00	0.00	0.00	0.08	0.10	0.00	0.00
LTE 41	Bottom for Laptop	0.00	0.00	0.26	0.20	0.00	0.00	0.00	0.00	0.16	0.13	0.00	0.00
	Rear Face	0.00	0.00	0.00	0.00	0.00	0.00	0.00	0.00	0.00	0.00	0.00	0.00
	Left Side	0.07	0.52	0.79	0.53	1.74	0.00	0.00	0.37	0.54	0.38	0.22	0.04
	Right Side	0.00	0.00	0.00	0.92	0.00	1.95	0.08	0.05	0.05	0.63	0.05	0.25
	Top Side	1.05	0.00	0.08	0.04	0.00	0.00	0.00	0.66	0.71	0.68	0.66	0.66
	Bottom Side	0.00	0.00	0.12	0.16	0.00	0.00	0.00	0.00	0.08	0.10	0.00	0.00
LTE 48	Bottom for Laptop	0.00	0.00	0.26	0.20	0.00	0.00	0.00	0.00	0.16	0.13	0.00	0.00
	Rear Face	0.00	0.00	0.00	0.00	0.00	0.00	0.00	0.00	0.00	0.00	0.00	0.00
	Left Side	0.00	0.52	0.79	0.53	1.74	0.00	0.00	0.33	0.49	0.33	0.17	0.00
	Right Side	0.00	0.00	0.00	0.92	0.00	1.95	0.08	0.05	0.05	0.63	0.05	0.25
	Top Side	0.16	0.00	0.08	0.04	0.00	0.00	0.00	0.10	0.15	0.13	0.10	0.10
	Bottom Side	0.00	0.00	0.12	0.16	0.00	0.00	0.00	0.00	0.08	0.10	0.00	0.00

Total Exposure Ratio													
Band	Position	1	2	3	4	5	6	7	A(1+2+7)	B(1+3+7)	C(1+4+7)	D(1+5+7)	E(1+6+7)
		Max WWAN	WLAN 2.4GHz Ant 0	Max WLAN 5GHz Ant 0	Max WLAN 5GHz Ant 0+1	Max WLAN 6GHz Ant 0	Max WLAN 6GHz Ant 0+1	Max BT Ant 1	Total Exposure Ratio	Total Exposure Ratio	Total Exposure Ratio	Total Exposure Ratio	Total Exposure Ratio
		1g SAR W/kg	1g SAR W/kg	1g SAR W/kg	1g SAR W/kg	4cm ² W/m ²	4cm ² W/m ²	1g SAR W/kg					
LTE 66	Bottom for Laptop	0.00	0.00	0.26	0.20	0.00	0.00	0.00	0.00	0.16	0.13	0.00	0.00
	Rear Face	0.00	0.00	0.00	0.00	0.00	0.00	0.00	0.00	0.00	0.00	0.00	0.00
	Left Side	0.17	0.52	0.79	0.53	1.74	0.00	0.00	0.43	0.60	0.44	0.28	0.11
	Right Side	0.00	0.00	0.00	0.92	0.00	1.95	0.08	0.05	0.05	0.63	0.05	0.25
	Top Side	1.17	0.00	0.08	0.04	0.00	0.00	0.00	0.73	0.78	0.76	0.73	0.73
	Bottom Side	0.00	0.00	0.12	0.16	0.00	0.00	0.00	0.00	0.08	0.10	0.00	0.00
LTE 71	Bottom for Laptop	0.00	0.00	0.26	0.20	0.00	0.00	0.00	0.00	0.16	0.13	0.00	0.00
	Rear Face	0.00	0.00	0.00	0.00	0.00	0.00	0.00	0.00	0.00	0.00	0.00	0.00
	Left Side	0.07	0.52	0.79	0.53	1.74	0.00	0.00	0.37	0.54	0.38	0.22	0.04
	Right Side	0.00	0.00	0.00	0.92	0.00	1.95	0.08	0.05	0.05	0.63	0.05	0.25
	Top Side	0.79	0.00	0.08	0.04	0.00	0.00	0.00	0.49	0.54	0.52	0.49	0.49
	Bottom Side	0.00	0.00	0.12	0.16	0.00	0.00	0.00	0.00	0.08	0.10	0.00	0.00