

規格承認書

SPECIFICATION FOR APPROVAL

Customer: Getac Technology Corp.

Brand Name: Getac

Description: K120 PN7462 NFC Module

Version: R00

Our Parts Number: 179-90010395A0-9

Customer Parts Number: 442142000001

Made by: InfoThink Technology

Date: May, 02, 2018

Prepared : Robert Yang

Approved : Roman Chang

Customer's Checked :

Customer's Approved :

Index

NO.	ITEN	PAGE
1.	General Description	3
2.	Features	3
3.	Support the following operating modes	3
4.	System requirements	3
5.	General Specifications	4
6.	Connector Pin List	4
7.	PCBA Dimension	5

1. General Description

The K120 NFC module is a highly integrated transceiver module for contactless reader/writer communication at 13.56 MHz.

A dedicated Flash code is implemented to handle different RF protocols by an integrated microcontroller. The system host controller communicates with the K120 NFC module by using the USB link.

The protocol between the host controller and the K120 NFC module, on top of this physical link is the CCID protocol

2. Features

- ◆ High RF output power frontend IC for transfer speed up to 848 kbit/s
- ◆ NFC IP1 and NFC IP2 support
- ◆ Full NFC tag support (type 1, type 2, type 3, type 4A and type 4B, type 5)
- ◆ P2P active and passive, target and initiator
- ◆ Card emulation ISO14443 type A
- ◆ ISO/IEC 14443 type A and type B
- ◆ MIFARE classic card
- ◆ ISO/IEC 15693, and ISO/IEC 18000-3 mode 3
- ◆ Low power card detection
- ◆ Dynamic Power Control (DPC) support
- ◆ Compliance with EMV contactless protocol specification
- ◆ Compliance with NFC standards

3. Support the following operating modes:

- ◆ ISO/IEC 14443-A and B, MIFARE
- ◆ JIS X 6319-4 (comparable with FeliCa scheme)
- ◆ ISO/IEC 15693, ICODE, ISO/IEC 18000-3 mode 3
- ◆ NFC protocols - tag reader/writer, P2P
- ◆ ISO/IEC 14443- type A card emulation
- ◆ EMVCo compliance

4. System Requirements

- ◆ Desktop or notebook computer with a working USB port
- ◆ One of the following Operating Systems :
 - Windows[®] 2000
 - Windows[®] 2003 Server x32/x64
 - Windows[®] 2008 Server x32/x64
 - Windows Vista[™] x32/x64
 - Windows[®] 7 x32/x64

- Windows[®] 10 x32/x64

◆ Support by the following OS through the PCSC-Lite driver :

- GNU/Linux using libusb 1.0.x and later
- Mac OS Leopard (1.5.6 and newer)
- Mac OS Snow Leopard (1.6.X)
- Solaris
- FreeBSD

5. General Specifications

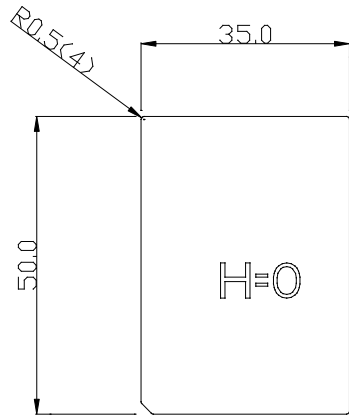
- ◆ Bus-powered - +5V +/- 5%, 500mA
- ◆ Average Power Consumption
 - Standby Mode: 0.12Watt
 - Active/Read Card Mode: 0.24 Watt
- ◆ Operational environment
 - Operating Temperature: -10°~60°
 - Operating Humidity: 10%~90%
 - Storage Temperature: -20°~70°
 - Storage Humidity: 10%~90%

6. Connector Pin List

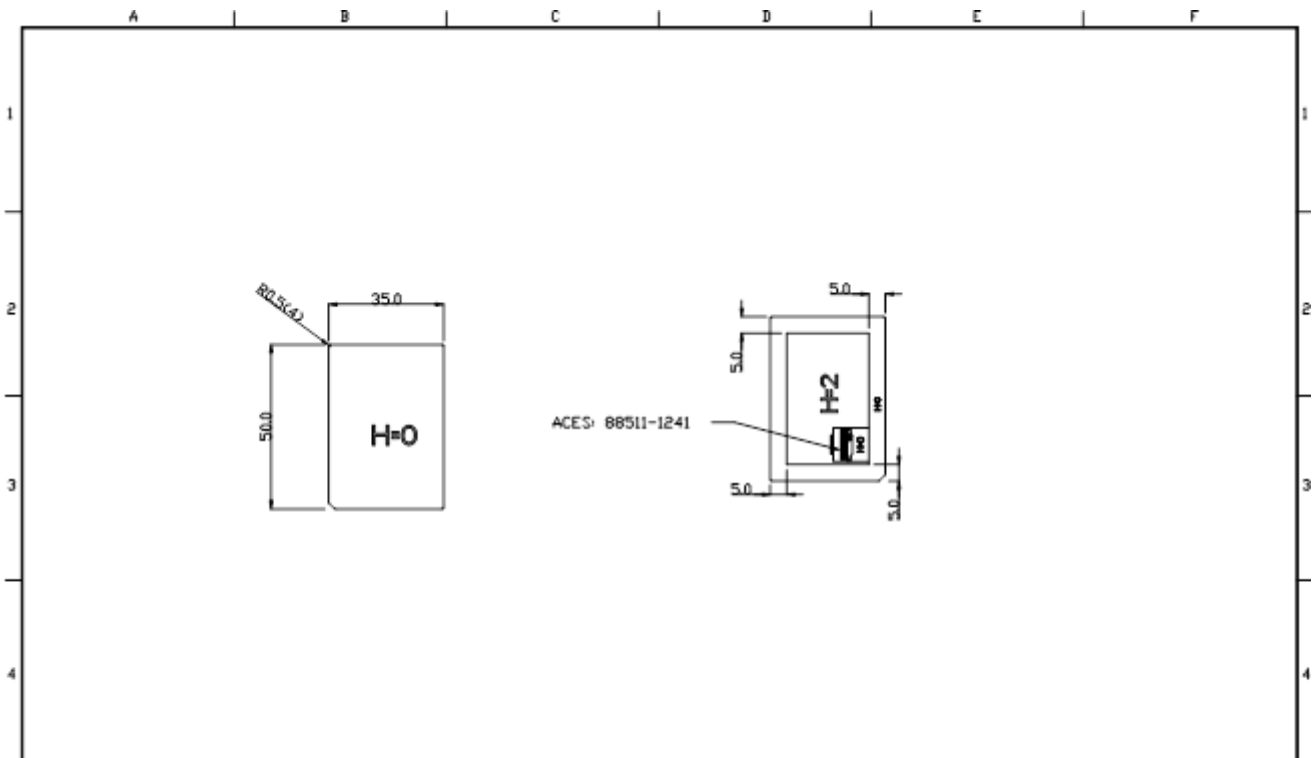
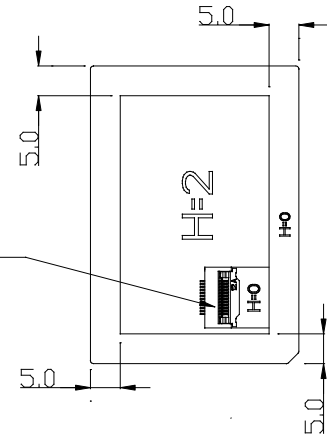
CN2 - Mainly USB Signals		
Pin No.	Pin Name	Input/Output
1	+V5S	POWER INPUT
2	+V5S	POWER INPUT
3	USB-	USB SIGNAL
4	USB+	USB SIGNAL
5	GND	
6	GND	
7	GND	
8	RFID_PWRON	INPUT
9	EXTENSION BAYID_0	I/O
10	EXTENSION_IN#	I/O
11	+V3.3S	POWER INPUT
12	+V3.3S	POWER INPUT

7. PCBA Dimension

50 x 35 x 3.5 mm



ACES: 88511-1241



ITEM		CONTENTS OF CHANGE		EVS	CHK	MPV	M/E/Y	DATE	14-Jun-2017	MATERIAL	SEE NOTES	TREATMENT	PROJECTION
TABLE 1								DATE	14-Jun-2017	MATERIAL	SEE NOTES	TREATMENT	PROJECTION
RANGE	Plc	Mr1	Drn	Por	Col	Pic	Ses	UNIT	MM	SCALE	1.00	DRAWING NAME	TBD
0-6	01	01	01	02	03	1	05	DRAWN	DESIGNED	CHECKED	APPROVED	MATERIAL NO.	MF TBD
6-20	01	01	15	25	1	1	05						
20-80	01	15	02	03	2	15	1						
80-100	15	15	25	03	2	2	1						
100-205	15	02	03	04	25	2	1						
205-800	02	03	04	05	3	3	15						

Getac Technology Corp.