

CBSD-EUD Test Report

Applicant : Getac Technology Corporation

Product Name : 5G/LTE data card

Trade Name : Telit

Model Number : FN990A28

Applicable Standard : FCC 47 CFR PART 96.47

Received Date : Jul. 19, 2024

Test Period : Aug. 26, 2024

Issued Date : Oct. 25, 2024

Issued by

Eurofins E&E Wireless Taiwan Co., Ltd.
No. 140-1, Changan Street, Bade District,
Taoyuan City 334025, Taiwan (R.O.C.)
Tel : +886-3-2710188 / Fax : +886-3-2710190



Taiwan Accreditation Foundation accreditation number: 1330

Frequency Range: 9 kHz to 325 GHz

Bade test site :

Test Firm Registration Number: 226252

Test Firm Designation Number: TW0010

Wugu test site :

Test Firm Registration Number: 191812

Test Firm Designation Number: TW0034

Note:

1. The test results are valid only for samples provided by customers and under the test conditions described in this report.
2. This report shall not be reproduced except in full, without the written approval of Eurofins E&E Wireless Taiwan Co., Ltd.
3. The relevant information is provided by customers in this test report. According to the correctness, appropriateness or completeness of the information provided by the customer, if there is any doubt or error in the information which affects the validity of the test results, the laboratory does not take the responsibility.

Revision History

Rev.	Issued Date	Description	Revised by
00	Oct. 25, 2024	Initial Issue	Snow Wang

Verification of Compliance

Applicant : Getac Technology Corporation

Product Name : 5G/LTE data card

Trade Name : Telit

Model Number : FN990A28

FCC ID : QYLFN990Z12

Applicable Standard : FCC 47 CFR PART 96.47

Test Result : Complied

Performing Lab. : Eurofins E&E Wireless Taiwan Co., Ltd.
No. 140-1, Changan Street, Bade District,
Taoyuan City 334025, Taiwan (R.O.C.)
Tel : +886-3-2710188 / Fax : +886-3-2710190
Taiwan Accreditation Foundation accreditation number: 1330



Eurofins E&E Wireless Taiwan Co., Ltd. tested the above equipment in accordance with the requirements set forth in the above standards. All indications of Pass/Fail in this report are opinions expressed by Eurofins E&E Wireless Taiwan Co., Ltd. based on interpretations and/or observations of test results. The test results show that the equipment tested is capable of demonstrating compliance with the requirements as documented in this report.

Approved By : _____

TABLE OF CONTENTS

1	General Information.....	5
1.1.	Summary of Test Result.....	5
1.2.	Testing Location	5
1.3.	Test Site Environment	5
2	EUT Description.....	6
2.1.	Product Specification of Equipment Under Test	6
2.2.	EUT Test Step	7
2.3.	Test Instruments.....	7
3	Measurement Procedure	8
3.1.	End user device additional requirements Test.....	8
4	Test Results	9
4.1.	End user device additional requirements	9

Appendix A. Test Setup Photographs

1 General Information

1.1. Summary of Test Result

FCC Rule	Description	Result
§96.47	End user device additional requirements.	Pass

Decision Rule

- ☒ Uncertainty is not included.
☐ Uncertainty is included.

1.2. Testing Location

Lab Name: Eurofins E&E Wireless Taiwan Co., Ltd.

Site Address: ☒ No. 140-1, Changan Street, Bade District, Taoyuan City 334025, Taiwan (R.O.C.)

Site Address: ☐ No. 2, Wuquan 5th Rd. Wugu Dist., New Taipei City, Taiwan (R.O.C.)

1.3. Test Site Environment

Items	Required (IEC 68-1)	Interval(*)
Temperature (°C)	15-35	20-30
Humidity (%RH)	25-75	45-75

(*)The measurement ambient temperature is within this range.

2 EUT Description

The product specifications of the EUT presented in the report are declared by the manufacturer who shall take full responsibility for the authenticity

Applicant	Getac Technology Corporation 5F., Building A, No.209, Sec.1 Nangang., Rd., Taipei City, 11568, Taiwan
Product Name	5G/LTE data card
Trade Name	Telit
Model Number	FN990A28
FCC ID	QYLFN990Z12
IMEI No.	352382410008130
Host Information	Product Name: Tablet Trade Name: Getac Model Name: ZX10, ZX10-Ex, ZX10G2, ZX10-210, ZX10-220, ZX10Y(Y= 10 characters, Y can be 0 to 9, A to Z, a to z, "/", "\", "-", "_" or blank for marketing purpose)) (All models are electrically identical, different model names are for marketing purpose.)
Antenna Information	Refer to Section 2.1
Operate Temp. Range	-10 ~ 50 °C
EUT Power Rating	3.3 Vdc

LTE	
Operation Band (EUTRA) :	<input checked="" type="checkbox"/> Band 48
Modulation type:	<input checked="" type="checkbox"/> QPSK <input checked="" type="checkbox"/> 16QAM <input checked="" type="checkbox"/> 64QAM

EUT Modify Description :

Modify Description: Add host model: ZX10, ZX10-Ex, ZX10G2, ZX10-210, ZX10-220, ZX10Y(Y= 10 characters, Y can be 0 to 9, A to Z, a to z, "/", "\", "-", "_" or blank for marketing purpose)) After our evaluation, the retest is required.

2.1. Product Specification of Equipment Under Test

Band	Antenna Type	Gain (dBi)	Note
Band 48	PIFA Antenna	0.94	---

Note: The above information is provided by the manufacturer.

2.2. EUT Test Step

1	Setup the EUT shown on "Configuration of Test System Details".
2	Turn on the power of all equipment.
3	EUT run test program test.

2.3. Test Instruments

For Conducted

Test Period: Aug. 26, 2024

Testing Engineer: Eric Ou Yang,

Test Site		RF02-BD				
Use	Equipment	Manufacturer	Model Number	Serial Number	Cal. Date	Cal. Period
<input checked="" type="checkbox"/>	Spectrum Analyzer (3 Hz~50 GHz)	Agilent	N9030A	MY53120541	Dec. 27, 2023	1 year

Note: N.C.R. = No Calibration Request..

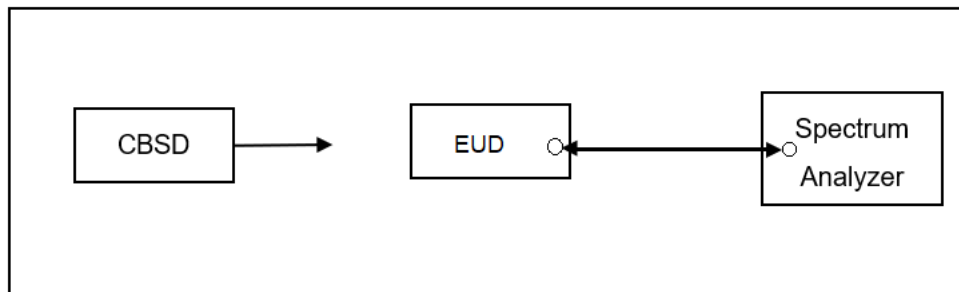
3 Measurement Procedure

3.1. End user device additional requirements Test

■ Limit

- (a) End User Devices may operate only if they can positively receive and decode an authorization signal transmitted by a CBSD, including the frequencies and power limits for their operation.
- (1) An End User Device must discontinue operations, change frequencies, or change its operational power level within 10 seconds of receiving instructions from its associated CBSD.

■ Test Setup



Note: CBSD (FCC ID: P27-SCE4255W). LTE

■ Test Procedure

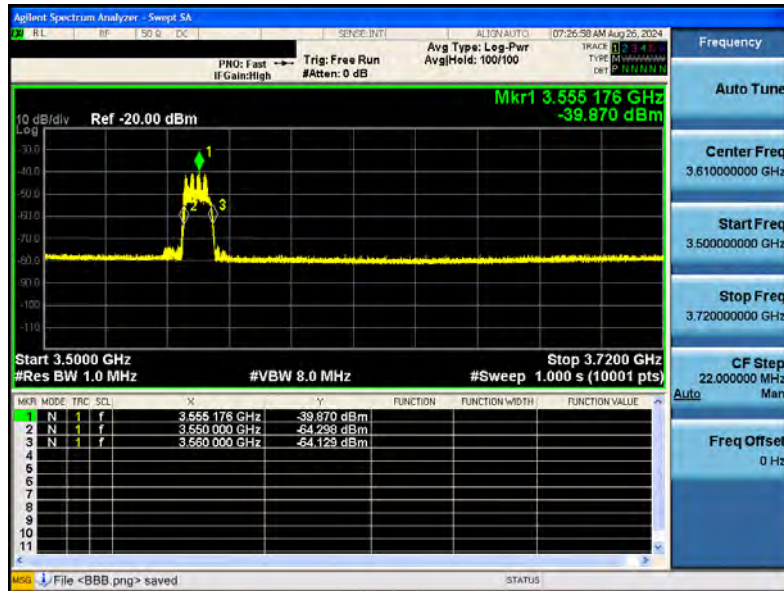
The EUT was connects to a certified CBSD and spectrum analyzer. The following procedure is performed by applying WINNF-TS-0122 CBRS CBSD Test Specification:

1. Setup with low channel and power level 10 dBm/MHz.
Note. Set one of the BW supported by the DUT.
2. Enable AP service from EPC management.
3. Check EUD Tx frequency and power.
4. Disable AP service from EPC management.
5. Check EUD stops transmission within 10 seconds.
6. Setup with high channel and power level 15 dBm/MHz.
Note. Set one of the BW supported by the DUT.
7. Enable AP service from EPC management.
8. Check EUD Tx frequency and power.
9. Disable AP service from EPC management.
10. Check EUD stops transmission within 10 seconds.

4 Test Results

4.1. End user device additional requirements

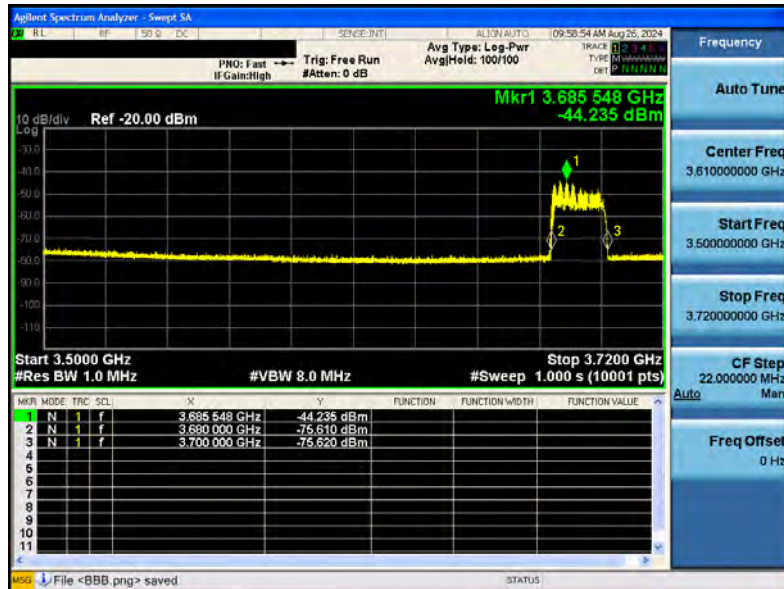
Band48-10MHz-CH55290_Power=10dBm



Band48-10MHz-CH55290_Idle With 10s



Band48-20MHz-CH56640_Power=15dBm



Band48-20MHz-CH56640_Idle With 10s



Notes: After changing the frequency , Power Level and Bandwidth,

The EUD discontinues operations , change frequencies , or change its operational power level within 10 seconds of receiving instructions from its associated CBSD

--- END---