

Getac

Getac Digitizer Specification

Model Name: EMR116 - UA00

Project Code: T082

Project PN: 441878300098



Contents

- 1. General 4**
- 2. Product Specifications 5**
 - 2.1 General Specifications 5
 - 2.2 Dimensional Outline of PCBA and Sensor Film 6
 - 2.3 Electrical Specifications 7
 - 2.3.1 Circuit Diagram 7
 - 2.3.2 Host Interface Connector 7
- 3. Recommended Operating Conditions 8**
- 4. Electrical Characteristics 8**
 - 4.1 Current Consumption 8



1. General

- The intention of this document is to define the Getac EMR-UA00 Digitizer 11.6 inch battery free EM sensor unit.

2. Product Specifications

2.1 General Specifications

Technology	Electro-magnetic Resonance <small>Frequency: 80.53KHz Clock Frequency: 8 MHz</small>
Interface	USB
VID & PID	VID:2BAF, PID:0005
Active Area	267.3×152.9mm
Resolution	0.01mm / 2560 LPI (see Note 5)
Coordinate Accuracy	±0.4mm (see Note 1, 2, 3 and 5)
Coordinate Jitters	1-point max (see Note 1 and 5)
Detectable Pen tilt	Up to 45° from vertical (see Note 5)
Detectable Height	4 to 10mm above the Sensor Film (see Note 1, 3 and 5)
Position Report Rate	120 pps
Pressure Resolution	1024 levels (see Note 4 and 5)
Stylus Button	1 button
EM module Thickness	2.5mm max

Note 1: The EM Sensor Board and Stylus at ordinary temperature.

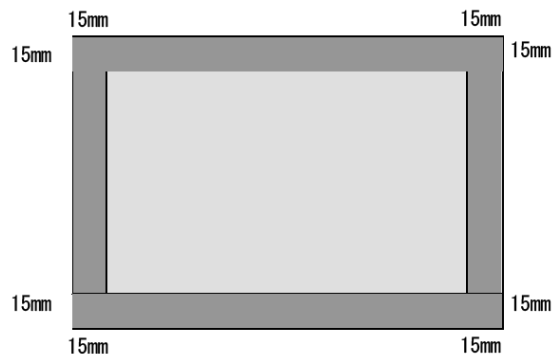
Note 2: The pen held vertically at 0mm high from sensor film.

Note 3: See Picture1, the accuracy guaranteed region is 15mm or more inside region from the active area edge.

Note 4: Pressure range is $20g \leq 200$ levels and $650g \leq 1023$ levels

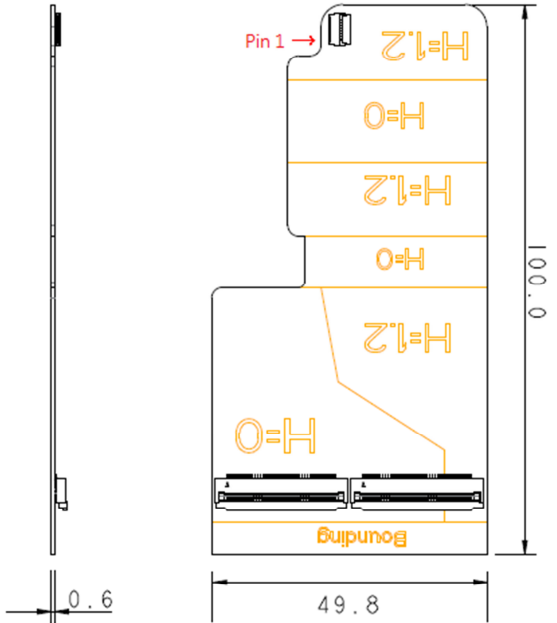
Note 5: This function must be used with EMPen Tiger Stylus unit

Picture1



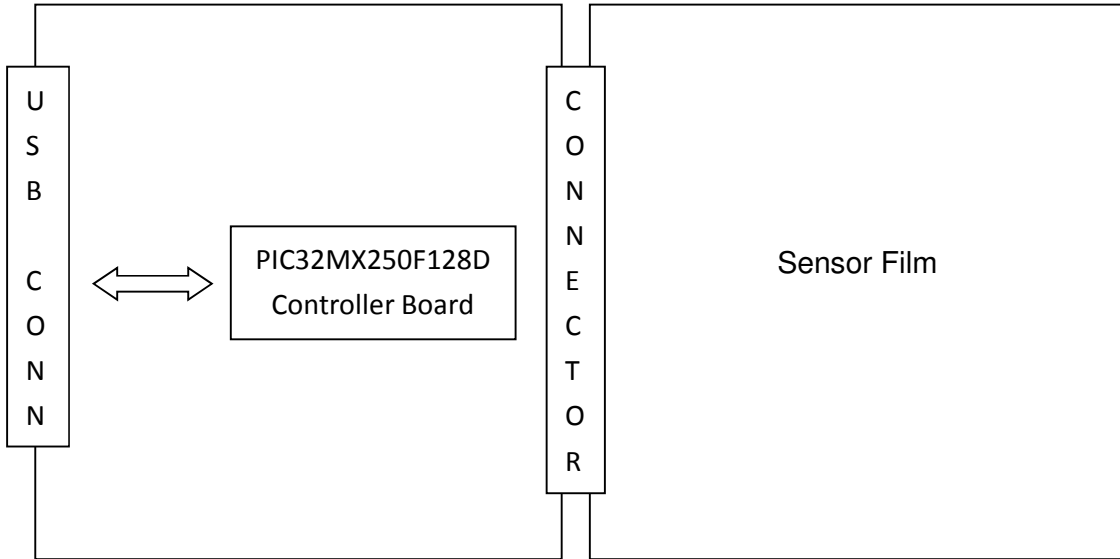


2.2 Dimensional Outline of PCBA and Sensor Film



2.3 Electrical Specifications

2.3.1 Circuit Diagram



2.3.2 Host Interface Connector

Connector Assignment

Pin	Name	Function
8	NC	Not Connect
7	USB-	USB- Signal
6	USB+	USB+ Signal
5	NC	Not Connect
4	NC	Not Connect
3	NC	Not Connect
2	VCC +5V	Power Supply
1	GND	Ground

Note: Connector support for HIROSE ELECTRIC Company.

Part NO: FH34SRJ-8S-0.5SH(50)



3. Recommended Operating Conditions

Item	Symbol	Min.	Typ.	Max.	Unit	Remarks
Supply voltage	VDD	4.5V	5V	5.5V	V	
Ambient temperature	Celsius	-40	25	60	°C	
Ambient humidity	Percentage	40	60	85	%	

Notes "Typ." Show the recommended value.

4. Electrical Characteristics

4.1 Current Consumption

Item	Min.	Typ.	Max.	Unit.	Remark
Supply Voltage	4.5V	5V	5.5V	V	
Current Consumption in Active (Center)	80	90	110	mA	
Current Consumption in Active (Edge)	100	120	140	mA	
Current Consumption in Standby mode	130	150	170	mA	