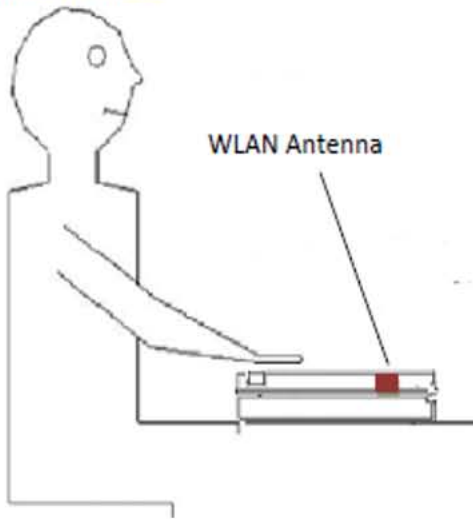


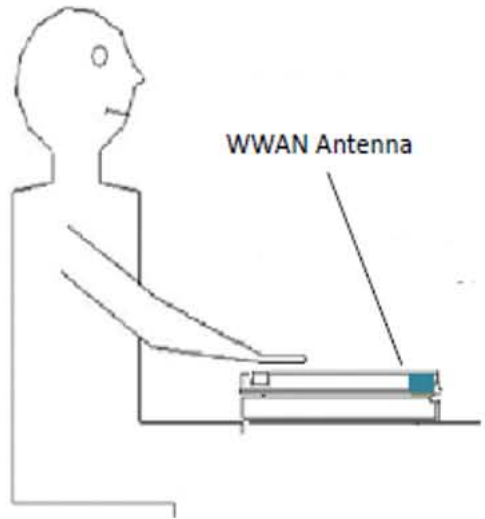
Photographs of EUT Setup and Antenna Location

The photographs of EUT and setup for SAR testing are shown as follows.

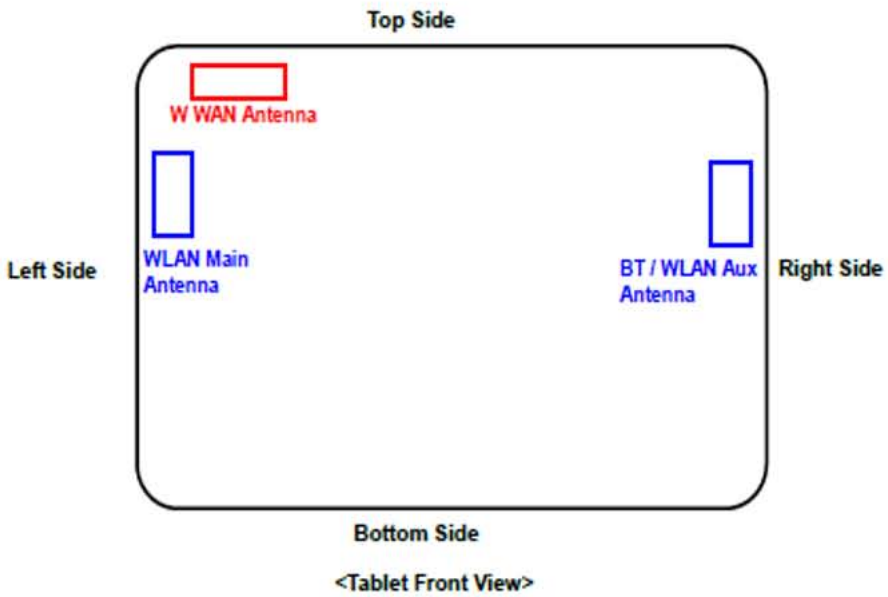
Tablet PC Mode



<Tablet Right Side View>



<Tablet Right Side View>

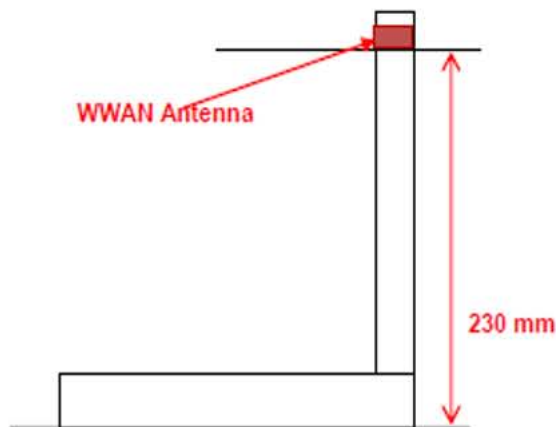


The separation distance for antenna to edge:

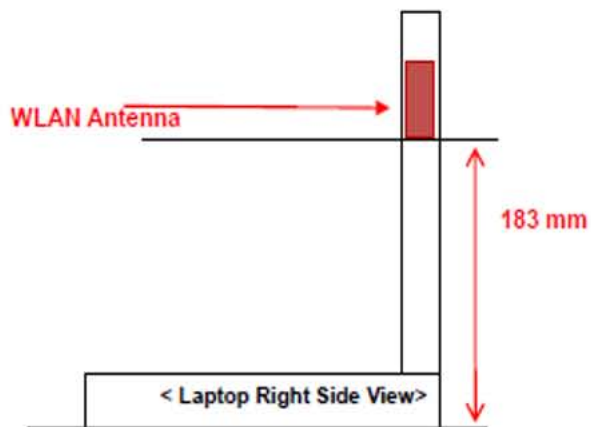
Antenna	To Top Side (mm)	To Bottom Side (mm)	To Left Side (mm)	To Right Side (mm)
WWAN	5	213	30	210
WLAN Main	68	131	2	283
BT / WLAN Aux	68	131	283	2

<Antenna Location>

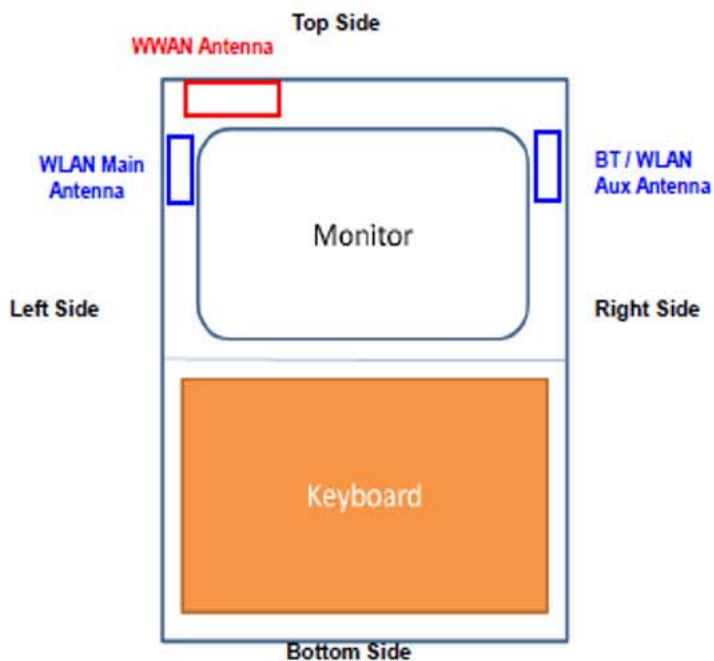
Laptop PC Mode



< Laptop Right Side View >



< Laptop Right Side View >




<Laptop Monitor Front View>

The separation distance for antenna to edge:

Antenna	To Top Side (mm)	To Bottom Side (mm)	To Left Side (mm)	To Right Side (mm)
WWAN	5	230	30	210
WLAN Main	68	183	2	283
BT / WLAN Aux	68	183	283	2

<Photographs of Bottom Body SAR Test Setup>



<Photographs of Body SAR Test Setup>

