

Partial FCC Test Report

(PART 22)

Report No.: RFBASM-WTW-P21060063

FCC ID: QYLEM9190K

Test Model: EM9190

Received Date: Jun. 02, 2021

Test Date: Jun. 23 ~ Jun. 26, 2021

Issued Date: Nov. 16, 2021

Applicant: Getac Technology Corporation.

Address: 5F., Building A, No. 209, Sec.1, Nangang Rd., Nangang Dist., Taipei City
11568, Taiwan, R.O.C.

Issued By: Bureau Veritas Consumer Products Services (H.K.) Ltd., Taoyuan Branch
Lin Kou Laboratories

Lab Address: No. 47-2, 14th Ling, Chia Pau Vil., Lin Kou Dist., New Taipei City, Taiwan

Test Location: B2F., No.215, Sec. 3, Beixin Rd., Xindian Dist., New Taipei City 231, Taiwan

FCC Registration / 427177 / TW0011

Designation Number:



This report is for your exclusive use. Any copying or replication of this report to or for any other person or entity, or use of our name or trademark, is permitted only with our prior written permission. This report sets forth our findings solely with respect to the test samples identified herein. The results set forth in this report are not indicative or representative of the quality or characteristics of the lot from which a test sample was taken or any similar or identical product unless specifically and expressly noted. Our report includes all of the tests requested by you and the results thereof based upon the information that you provided to us. You have 60 days from date of issuance of this report to notify us of any material error or omission caused by our negligence, provided, however, that such notice shall be in writing and shall specifically address the issue you wish to raise. A failure to raise such issue within the prescribed time shall constitute your unqualified acceptance of the completeness of this report, the tests conducted and the correctness of the report contents. Unless specifically mentioned, the uncertainty of measurement has been explicitly taken into account to declare the compliance or non-compliance to the specification.

Table of Contents

Release Control Record	3
1 Certificate of Conformity	4
2 Summary of Test Results	5
2.1 Measurement Uncertainty.....	5
2.2 Test Site and Instruments	6
3 General Information	7
3.1 General Description of EUT.....	7
3.2 Configuration of System under Test.....	9
3.2.1 Description of Support Units.....	9
3.3 Test Mode Applicability and Tested Channel Detail	10
3.4 EUT Operating Conditions	12
3.5 General Description of Applied Standards and references	12
4 Test Types and Results	13
4.1 Output Power Measurement.....	13
4.1.1 Limits of Output Power Measurement	13
4.1.2 Test Procedures.....	13
4.1.3 Test Setup.....	14
4.1.4 Test Results	15
4.2 Radiated Emission Measurement.....	25
4.2.1 Limits of Radiated Emission Measurement	25
4.2.2 Test Procedure	25
4.2.3 Deviation from Test Standard	25
4.2.4 Test Setup.....	26
4.2.5 Test Results	27
5 Pictures of Test Arrangements	69
Appendix – Information of the Testing Laboratories	70

Release Control Record

Issue No.	Description	Date Issued
RFBASM-WTW-P21060063	Original Release	Nov. 16, 2021

1 Certificate of Conformity

Product: Wireless Module

Brand: Getac

Test Model: EM9190

Sample Status: Identical Prototype

Applicant: Getac Technology Corporation.

Test Date: Jun. 23 ~ Jun. 26, 2021

Standards: FCC Part 22, Subpart H

The above equipment has been tested by **Bureau Veritas Consumer Products Services (H.K.) Ltd., Taoyuan Branch**, and found compliance with the requirement of the above standards. The test record, data evaluation & Equipment Under Test (EUT) configurations represented herein are true and accurate accounts of the measurements of the sample's RF characteristics under the conditions specified in this report.

Prepared by :  , **Date:** Nov. 16, 2021
Polly Chien / Specialist

Approved by :  , **Date:** Nov. 16, 2021
Bruce Chen / Senior Engineer

2 Summary of Test Results

Applied Standard: FCC Part 22 & Part 2			
FCC Clause	Test Item	Result	Remarks
2.1046 22.913 (a)	Effective Radiated Power	Pass	Meet the requirement of limit.
2.1047	Modulation Characteristics	N/A	Refer to Note
2.1046 22.913 (d)	Peak to Average Ratio	N/A	Refer to Note
2.1055 22.355	Frequency Stability	N/A	Refer to Note
2.1049	Occupied Bandwidth	N/A	Refer to Note
22.917	Band Edge Measurements	N/A	Refer to Note
2.1051 22.917	Conducted Spurious Emissions	N/A	Refer to Note
2.1053 22.917	Radiated Spurious Emissions	Pass	Meet the requirement of limit. Minimum passing margin is -35.97 dB at 2509.50 MHz.

Note:

1. This report is a Class II change partial report. Therefore, only test item of Radiated Spurious Emissions tests and Effective Radiated Power were performed for this report. Other testing data please refer to Sporton International (Shenzhen) Inc. report no.: FG021501A_Rev. 02 and FG021501B_Rev. 02 for module (Brand: Airprime, Model: EM9190).
2. Determining compliance based on the results of the compliance measurement, not taking into account measurement instrumentation uncertainty.

2.1 Measurement Uncertainty

Where relevant, the following measurement uncertainty levels have been estimated for tests performed on the EUT as specified in CISPR 16-4-2:

Measurement	Frequency	Expanded Uncertainty (k=2) (±)
Radiated Emissions up to 1 GHz	9 kHz ~ 30 MHz	3.0400 dB
	30 MHz ~ 200 MHz	2.0153 dB
	200 MHz ~ 1000 MHz	2.0224 dB
Radiated Emissions above 1 GHz	1GHz ~ 18GHz	1.0121 dB
	18GHz ~ 40GHz	1.1508 dB

2.2 Test Site and Instruments

Description & Manufacturer	Model No.	Serial No.	Date of Calibration	Due Date of Calibration
Test Receiver Agilent Technologies	N9038A	MY52260177	Aug. 24, 2020	Aug. 23, 2021
Spectrum Analyzer ROHDE & SCHWARZ	FSU43	101261	Apr. 12, 2021	Apr. 11, 2022
HORN Antenna ETS-Lindgren	3117	00143293	Nov. 22, 2020	Nov. 21, 2021
BILOG Antenna SCHWARZBECK	VULB 9168	9168-616	Nov. 09, 2020	Nov. 08, 2021
HORN Antenna SCHWARZBECK	BBHA 9170	9170-480	Nov. 22, 2020	Nov. 21, 2021
Fixed Attenuator Mini-Circuits	MDCS18N-10	MDCS18N-10-01	Apr. 13, 2021	Apr. 12, 2022
MXG Vector signal generator Agilent	N5182B	MY53050430	Nov. 25, 2020	Nov. 24, 2021
Preamplifier Agilent	310N	187226	Jun. 17, 2021	Jun. 16, 2022
Preamplifier Agilent	83017A	MY39501357	Jun. 17, 2021	Jun. 16, 2022
RF signal cable ETS-LINDGREN	5D-FB	Cable-CH1-01(RFC -SMS-100-SMS-12 0+RFC-SMS-100-S MS-400)	Jun. 17, 2021	Jun. 16, 2022
RF signal cable ETS-LINDGREN	8D-FB	Cable-CH1-02(RFC -SMS-100-SMS-24)	Jun. 17, 2021	Jun. 16, 2022
Boresight Antenna Fixture	FBA-01	FBA-SIP01	NA	NA
Software BV ADT	E3 8.130425b	NA	NA	NA
Antenna Tower MF	NA	NA	NA	NA
Turn Table MF	NA	NA	NA	NA
Antenna Tower & Turn Table Controller MF	MF-7802	NA	NA	NA
Radio Communication Analyzer Anritsu	MT8820C	6201300640	Aug. 19, 2019	Aug. 18, 2021
Spectrum Analyzer ROHDE & SCHWARZ	FSW43	101582	Apr. 01, 2021	Mar. 31, 2022

Note: 1. The calibration interval of the above test instruments is 12/24 months and the calibrations are traceable to NML/ROC and NIST/USA.

2. The test was performed in HsinTien Chamber 1.

3 General Information

3.1 General Description of EUT

Product	Wireless Module	
Brand	Getac	
Test Model	EM9190	
Status of EUT	Identical Prototype	
Power Supply Rating	3.3 Vdc (Host equipment)	
Modulation Type	WCDMA	QPSK
	LTE	QPSK, 16QAM, 64QAM, 256QAM
Frequency Range	WCDMA	826.4 ~ 846.6 MHz
	LTE 5 (Channel Bandwidth: 1.4 MHz)	824.7 ~ 848.3 MHz
	LTE 5 (Channel Bandwidth: 3 MHz)	825.5 ~ 847.5 MHz
	LTE 5 (Channel Bandwidth: 5 MHz)	826.5 ~ 846.5 MHz
	LTE 5 (Channel Bandwidth: 10 MHz)	829 ~ 844 MHz
	LTE 26 (Channel Bandwidth: 1.4 MHz)	824.7 ~ 848.3 MHz
	LTE 26 (Channel Bandwidth: 3 MHz)	825.5 ~ 847.5 MHz
	LTE 26 (Channel Bandwidth: 5 MHz)	826.5 ~ 846.5 MHz
	LTE 26 (Channel Bandwidth: 10 MHz)	829 ~ 844 MHz
	LTE 26 (Channel Bandwidth: 15 MHz)	831.5 ~ 841.5 MHz
Max. ERP Power	WCDMA	159.22 mW
	LTE 5 (Channel Bandwidth: 1.4 MHz)	163.76 mW
	LTE 5 (Channel Bandwidth: 3 MHz)	165.27 mW
	LTE 5 (Channel Bandwidth: 5 MHz)	166.80 mW
	LTE 5 (Channel Bandwidth: 10 MHz)	167.96 mW
	LTE 26 (Channel Bandwidth: 1.4 MHz)	148.18 mW
	LTE 26 (Channel Bandwidth: 3 MHz)	149.21 mW
	LTE 26 (Channel Bandwidth: 5 MHz)	150.24 mW
	LTE 26 (Channel Bandwidth: 10 MHz)	151.64 mW
LTE 26 (Channel Bandwidth: 15 MHz)	153.04 mW	
Antenna Type	Refer to Note as below	
Accessory Device	N/A	
Data Cable Supplied	N/A	

Note:

1. The EUT is authorized for use in specific End-product. The model of the K120 was chosen for final test.

Product	Brand	Model	Description
Tablet	Getac	K120	For marketing purpose
		K120G2	
		K120Y (Y= 10 , Y can be 0-9, a-z, A-Z, "-", "_" or blank for marketing purpose)	

2. The antenna information is listed as below.

Antenna Type	Brand	Model	Antenna Gain (dBi)		
			WCDMA V	LTE B5	LTE B26
PIFA	Getac	K120 Main 5G	1.60	1.60	1.60
	Getac	K120 Aux 5G	0.63	0.63	0.63

* The above Antenna information is declared by manufacturer and for more detailed features description, please refer to the manufacturer's specifications, the laboratory shall not be held responsible.

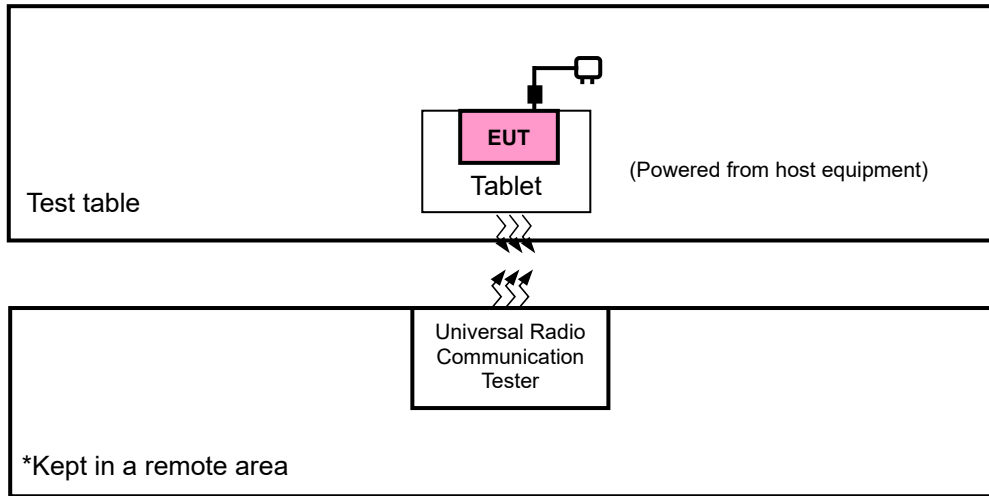
3. The End-product contains following accessory devices.

Part	Brand	Model	Specification
Adapter 1	Getac	MTA190474W4	I/P: 100-240Vac, 1.6A, 50-60Hz O/P: 19.0Vdc, 4.74A (90.0W)
Adapter 2	Chicony	A15-090P1A	I/P: 100-240Vac, 1.2A, 50-60Hz O/P: 19.0Vdc, 4.74A (90.0W)
Battery 1	Getac	BP3S1P2100S-01	11.1Vdc , 2040mAh, 24Wh
Battery 2	Getac	BP4S1P3450P-01	14.4Vdc , 3300mAh, 48Wh
Touch Pen	Getac	340142000064	-
Dock	Getac	K120 Keyboard Dock	-

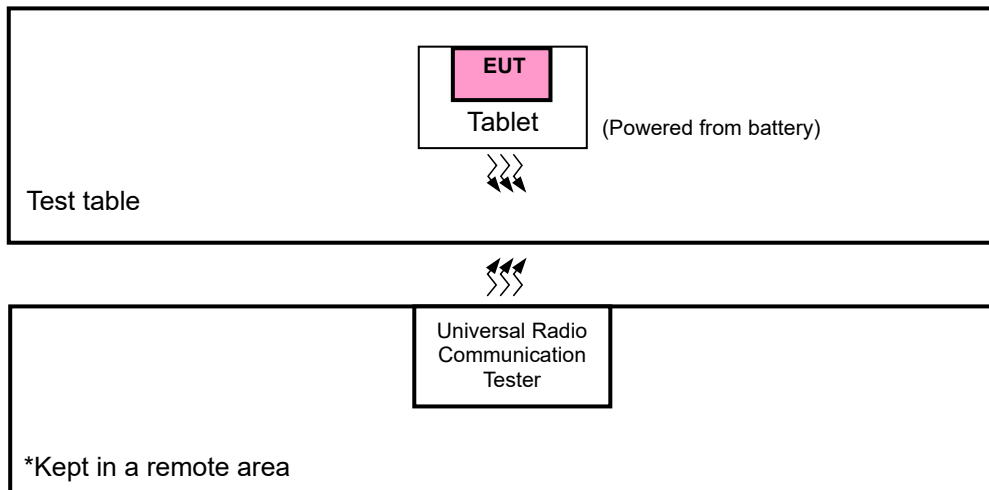
4. The above EUT information is declared by manufacturer and for more detailed features description, please refers to the manufacturer's specifications or user's manual.

3.2 Configuration of System under Test

<Radiated Emission Test>



<E.R.P. Test>



3.2.1 Description of Support Units

The EUT has been tested as an independent unit together with other necessary accessories or support units. The following support units or accessories were used to form a representative test configuration during the tests.

No.	Product	Brand	Model No.	Serial No.	FCC ID
1.	Tablet	Getac	K120	N/A	N/A
2.	Universal Radio Communication Tester	Anritsu	MT8820C	6201300640	N/A

No.	Signal Cable Description Of The Above Support Units
1.	N/A

Note:

1. All power cords of the above support units are non-shielded (1.8m).
2. Item 1 was provided by client.

3.3 Test Mode Applicability and Tested Channel Detail

Pre-Scan has been conducted to determine the worst-case mode from all possible combinations between available modulations, data rates, XYZ axis, and antenna ports.

The worst case was found when positioned as the table below. Following channel(s) was (were) selected for the final test as listed below:

Band	ERP	Radiated Emission
WCDMA	X-plane	X-axis
LTE Band 5	X-plane	X-axis
LTE Band 26	Z-plane	Z-axis

WCDMA

EUT Configure Mode	Test Item	Available Channel	Tested Channel	Mode
-	ERP	4132 to 4233	4132, 4182, 4233	WCDMA
-	Radiated Emission	4132 to 4233	4132, 4182, 4233	WCDMA

LTE Band 5

EUT Configure Mode	Test Item	Available Channel	Tested Channel	Channel Bandwidth	Modulation	Mode
-	ERP	20407 to 20643	20407, 20525, 20643	1.4 MHz	QPSK / 16QAM / 64QAM / 256QAM	1 RB / 0 RB Offset
		20415 to 20635	20415, 20525, 20635	3 MHz	QPSK / 16QAM / 64QAM / 256QAM	1 RB / 0 RB Offset
		20425 to 20625	20425, 20525, 20625	5 MHz	QPSK / 16QAM / 64QAM / 256QAM	1 RB / 0 RB Offset
		20450 to 20600	20450, 20525, 20600	10 MHz	QPSK / 16QAM / 64QAM / 256QAM	1 RB / 0 RB Offset
-	Radiated Emission	20407 to 20643	20407, 20525, 20643	1.4 MHz	QPSK	1 RB / 0 RB Offset
		20425 to 20625	20425, 20525, 20625	5 MHz	QPSK	1 RB / 0 RB Offset
		20450 to 20600	20450, 20525, 20600	10 MHz	QPSK	1 RB / 0 RB Offset

Note:

1. This device was tested under all bandwidths, RB configurations and modulations. The worst case was found in QPSK modulation.
2. For radiated emission above 1 GHz, according to 3GPP 36.521 Section 6.6.3.1.4, choose the lowest, 5 MHz & highest channel bandwidth for final test.

LTE Band 26

EUT Configure Mode	Test Item	Available Channel	Tested Channel	Channel Bandwidth	Modulation	Mode
-	ERP	26797 to 27033	26797, 26915, 27033	1.4 MHz	QPSK / 16QAM / 64QAM / 256QAM	1 RB / 0 RB Offset
		26805 to 27025	26805, 26915, 27025	3 MHz	QPSK / 16QAM / 64QAM / 256QAM	1 RB / 0 RB Offset
		26815 to 27015	26815, 26915, 27015	5 MHz	QPSK / 16QAM / 64QAM / 256QAM	1 RB / 0 RB Offset
		26840 to 26990	26840, 26915, 26990	10 MHz	QPSK / 16QAM / 64QAM / 256QAM	1 RB / 0 RB Offset
		26865 to 26965	26865, 26915, 26965	15 MHz	QPSK / 16QAM / 64QAM / 256QAM	1 RB / 0 RB Offset
-	Radiated Emission	26797 to 27033	26797, 26915, 27033	1.4 MHz	QPSK	1 RB / 0 RB Offset
		26815 to 27015	26815, 26915, 27015	5 MHz	QPSK	1 RB / 0 RB Offset
		26865 to 26965	26865, 26915, 26965	15 MHz	QPSK	1 RB / 0 RB Offset

Note:

1. This device was tested under all bandwidths, RB configurations and modulations. The worst case was found in QPSK modulation.
2. For radiated emission above 1 GHz, according to 3GPP 36.521 Section 6.6.3.1.4, choose the lowest, 5 MHz & highest channel bandwidth for final test.

Test Condition:

Test Item	Environmental Conditions	Input Power	Tested By
ERP	25 deg. C, 59 % RH	3.3 Vdc	Karl Lee
Radiated Emission	25 deg. C, 59 % RH	120 Vac, 60 Hz	Karl Lee

3.4 EUT Operating Conditions

The EUT makes a call to the communication simulator. The communication simulator station system controlled a EUT to export maximum output power under transmission mode and specific channel frequency.

3.5 General Description of Applied Standards and references

The EUT is a RF Product. According to the specifications of the manufacturer, it must comply with the requirements of the following standards and references:

Test Standard:

FCC 47 CFR Part 2

FCC 47 CFR Part 22

ANSI 63.26-2015

Note: All test items have been performed and recorded as per the above standards.

References Test Guidance:

KDB 971168 D01 Power Meas License Digital Systems v03r01

ANSI/TIA/EIA-603-E 2016

Note: All test items have been performed as a reference to the above KDB test guidance.

4 Test Types and Results

4.1 Output Power Measurement

4.1.1 Limits of Output Power Measurement

Mobile / Portable station are limited to 7 watts e.r.p.

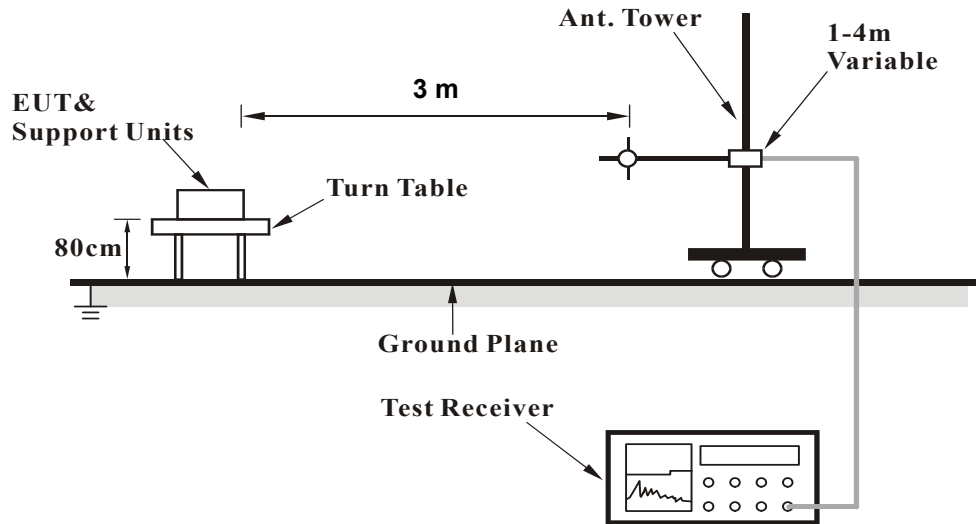
4.1.2 Test Procedures

EIRP / ERP Measurement:

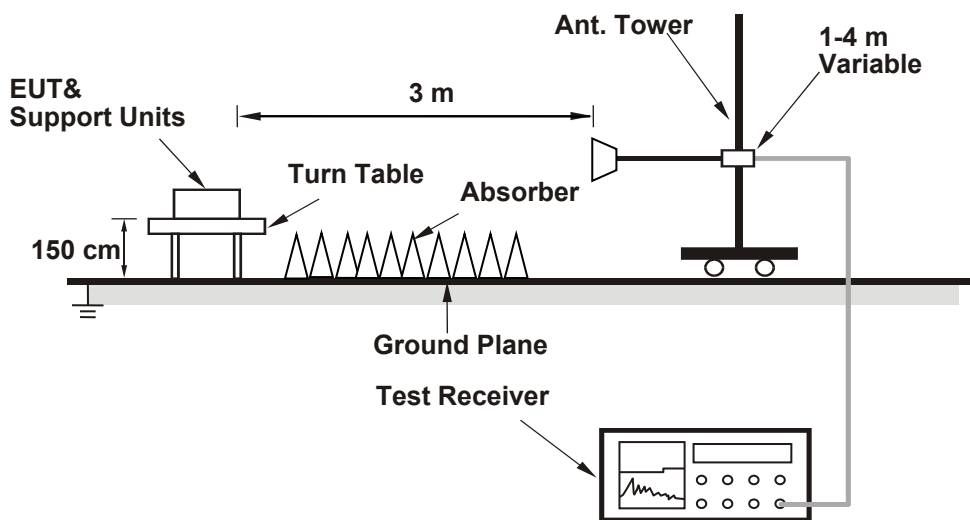
- a. All measurements were done at low, middle and high operational frequency range. RBW is 5 MHz for WCDMA and, 1.4 MHz · 3 MHz · 5 MHz · 10 MHz · 15 MHz for LTE mode, VBW $\geq 3 \times$ RBW. When the RBW setting value exceeds the maximum value set by the Spectrum instrument, the measurement method refers to ANSI C63.26 section 5.2.4.4.
- b. In the semi-anechoic chamber, EUT placed on the 0.8 m (below or equal 1 GHz) and/or 1.5 m (above 1 GHz) height of Turn Table, rotated the table around 360 degrees to search the maximum radiation power and receiver antenna shall be rotated vertical and horizontal polarization and moved height from 1 m to 4 m to find the maximum polar radiated power. The "Read Value" is the spectrum reading the maximum power value.
- c. $EIRP = \text{Output power level} - \text{TX cable loss} + \text{Antenna gain of substitution horn}$. E.R.P power can be calculated from E.I.R.P power by subtracting the gain of dipole, $E.R.P \text{ power} = E.I.R.P \text{ power} - 2.15 \text{ dB}$. Correction Factor (includes EIRP and ERP unit conversion factor) = Antenna gain of substitution horn. – Tx cable loss. Measurement method refers to ANSI C63.26 section 5.2.7 & 5.2.4.

4.1.3 Test Setup

**EIRP / ERP Measurement:
<Radiated Emission below or equal 1 GHz>**



<Radiated Emission above 1 GHz>



For the actual test configuration, please refer to the attached file (Test Setup Photo).

4.1.4 Test Results

ERP Power (dBm)

WCDMA							
Plane	Channel	Frequency (MHz)	Reading (dBm)	Correction Factor (dB)	ERP (dBm)	ERP (mW)	Polarization (H/V)
X	4132	826.4	-7.12	29.06	21.94	156.24	H
	4182	836.4	-7.13	29.15	22.02	159.22	
	4233	846.6	-7.92	29.07	21.15	130.38	
	4132	826.4	-13.21	29.35	16.14	41.15	V
	4182	836.4	-12.69	28.97	16.28	42.43	
	4233	846.6	-13.45	29.77	16.32	42.87	

Note: ERP (dBm) = Reading (dBm) + Correction Factor (dB)

LTE Band 5							
Channel Bandwidth: 1.4 MHz / QPSK							
Plane	Channel	Frequency (MHz)	Reading (dBm)	Correction Factor (dB)	ERP (dBm)	ERP (mW)	Polarization (H/V)
X	20407	824.7	-7.10	29.06	21.96	156.96	H
	20525	836.5	-7.16	29.15	21.99	158.12	
	20643	848.3	-6.93	29.07	22.14	163.76	
	V	20407	824.7	-13.04	29.35	16.31	42.80
		20525	836.5	-12.53	28.97	16.44	44.03
		20643	848.3	-13.23	29.77	16.54	45.10
Channel Bandwidth: 1.4 MHz / 16QAM							
X	20407	824.7	-8.10	29.06	20.96	124.68	H
	20525	836.5	-8.17	29.15	20.98	125.31	
	20643	848.3	-7.94	29.07	21.13	129.78	
	V	20407	824.7	-14.04	29.35	15.31	33.99
		20525	836.5	-13.53	28.97	15.44	34.97
		20643	848.3	-14.24	29.77	15.53	35.74
Channel Bandwidth: 1.4 MHz / 64QAM							
X	20407	824.7	-9.10	29.06	19.96	99.04	H
	20525	836.5	-9.18	29.15	19.97	99.31	
	20643	848.3	-8.95	29.07	20.12	102.85	
	V	20407	824.7	-15.04	29.35	14.31	27.00
		20525	836.5	-14.53	28.97	14.44	27.78
		20643	848.3	-15.25	29.77	14.52	28.33
Channel Bandwidth: 1.4 MHz / 256QAM							
X	20407	824.7	-12.10	29.06	16.96	49.64	H
	20525	836.5	-12.19	29.15	16.96	49.66	
	20643	848.3	-11.94	29.07	17.13	51.67	
	V	20407	824.7	-18.04	29.35	11.31	13.53
		20525	836.5	-17.53	28.97	11.44	13.92
		20643	848.3	-18.25	29.77	11.52	14.20

Note: ERP (dBm) = Reading (dBm) + Correction Factor (dB)

LTE Band 5							
Channel Bandwidth: 3 MHz / QPSK							
Plane	Channel	Frequency (MHz)	Reading (dBm)	Correction Factor (dB)	ERP (dBm)	ERP (mW)	Polarization (H/V)
X	20415	825.5	-7.07	29.06	21.99	158.05	H
	20525	836.5	-7.12	29.15	22.03	159.59	
	20635	847.5	-6.89	29.07	22.18	165.27	
	20415	825.5	-13.00	29.35	16.35	43.19	V
	20525	836.5	-12.49	28.97	16.48	44.43	
	20635	847.5	-13.20	29.77	16.57	45.42	
Channel Bandwidth: 3 MHz / 16QAM							
X	20415	825.5	-8.07	29.06	20.99	125.55	H
	20525	836.5	-8.12	29.15	21.03	126.77	
	20635	847.5	-7.89	29.07	21.18	131.28	
	20415	825.5	-14.01	29.35	15.34	34.23	V
	20525	836.5	-13.49	28.97	15.48	35.29	
	20635	847.5	-14.20	29.77	15.57	36.07	
Channel Bandwidth: 3 MHz / 64QAM							
X	20415	825.5	-9.08	29.06	19.98	99.49	H
	20525	836.5	-9.12	29.15	20.03	100.69	
	20635	847.5	-8.90	29.07	20.17	104.04	
	20415	825.5	-15.01	29.35	14.34	27.19	V
	20525	836.5	-14.49	28.97	14.48	28.03	
	20635	847.5	-15.21	29.77	14.56	28.59	
Channel Bandwidth: 3 MHz / 256QAM							
X	20415	825.5	-12.08	29.06	16.98	49.87	H
	20525	836.5	-12.13	29.15	17.02	50.35	
	20635	847.5	-11.90	29.07	17.17	52.14	
	20415	825.5	-18.02	29.35	11.33	13.60	V
	20525	836.5	-17.50	28.97	11.47	14.02	
	20635	847.5	-18.21	29.77	11.56	14.33	

Note: ERP (dBm) = Reading (dBm) + Correction Factor (dB)

LTE Band 5							
Channel Bandwidth: 5 MHz / QPSK							
Plane	Channel	Frequency (MHz)	Reading (dBm)	Correction Factor (dB)	ERP (dBm)	ERP (mW)	Polarization (H/V)
X	20425	826.5	-7.04	29.06	22.02	159.15	H
	20525	836.5	-7.08	29.15	22.07	161.06	
	20625	846.5	-6.85	29.07	22.22	166.80	
	20425	826.5	-12.96	29.35	16.39	43.59	V
	20525	836.5	-12.46	28.97	16.51	44.74	
	20625	846.5	-13.16	29.77	16.61	45.84	
Channel Bandwidth: 5 MHz / 16QAM							
X	20425	826.5	-8.04	29.06	21.02	126.42	H
	20525	836.5	-8.09	29.15	21.06	127.64	
	20625	846.5	-7.85	29.07	21.22	132.50	
	20425	826.5	-13.96	29.35	15.39	34.63	V
	20525	836.5	-13.47	28.97	15.50	35.46	
	20625	846.5	-14.16	29.77	15.61	36.41	
Channel Bandwidth: 5 MHz / 64QAM							
X	20425	826.5	-9.04	29.06	20.02	100.42	H
	20525	836.5	-9.09	29.15	20.06	101.39	
	20625	846.5	-8.85	29.07	20.22	105.24	
	20425	826.5	-14.96	29.35	14.39	27.50	V
	20525	836.5	-14.47	28.97	14.50	28.16	
	20625	846.5	-15.17	29.77	14.60	28.85	
Channel Bandwidth: 5 MHz / 256QAM							
X	20425	826.5	-12.04	29.06	17.02	50.33	H
	20525	836.5	-12.10	29.15	17.05	50.70	
	20625	846.5	-11.84	29.07	17.23	52.87	
	20425	826.5	-17.94	29.35	11.41	13.85	V
	20525	836.5	-17.47	28.97	11.50	14.12	
	20625	846.5	-18.18	29.77	11.59	14.43	

Note: ERP (dBm) = Reading (dBm) + Correction Factor (dB)

LTE Band 5							
Channel Bandwidth: 10 MHz / QPSK							
Plane	Channel	Frequency (MHz)	Reading (dBm)	Correction Factor (dB)	ERP (dBm)	ERP (mW)	Polarization (H/V)
X	20450	829	-7.01	29.06	22.05	160.25	H
	20525	836.5	-7.03	29.15	22.12	162.93	
	20600	844	-6.82	29.07	22.25	167.96	
	20450	829	-12.93	29.35	16.42	43.89	V
	20525	836.5	-12.42	28.97	16.55	45.15	
	20600	844	-13.12	29.77	16.65	46.26	
Channel Bandwidth: 10 MHz / 16QAM							
X	20450	829	-8.01	29.06	21.05	127.29	H
	20525	836.5	-8.03	29.15	21.12	129.42	
	20600	844	-7.83	29.07	21.24	133.11	
	20450	829	-13.93	29.35	15.42	34.87	V
	20525	836.5	-13.42	28.97	15.55	35.87	
	20600	844	-14.13	29.77	15.64	36.66	
Channel Bandwidth: 10 MHz / 64QAM							
X	20450	829	-9.01	29.06	20.05	101.11	H
	20525	836.5	-9.03	29.15	20.12	102.80	
	20600	844	-8.84	29.07	20.23	105.49	
	20450	829	-14.93	29.35	14.42	27.69	V
	20525	836.5	-14.42	28.97	14.55	28.49	
	20600	844	-15.14	29.77	14.63	29.05	
Channel Bandwidth: 10 MHz / 256QAM							
X	20450	829	-12.02	29.06	17.04	50.56	H
	20525	836.5	-12.02	29.15	17.13	51.64	
	20600	844	-11.84	29.07	17.23	52.87	
	20450	829	-17.93	29.35	11.42	13.88	V
	20525	836.5	-17.42	28.97	11.55	14.28	
	20600	844	-18.14	29.77	11.63	14.56	

Note: ERP (dBm) = Reading (dBm) + Correction Factor (dB)

LTE Band 26							
Channel Bandwidth: 1.4 MHz / QPSK							
Plane	Channel	Frequency (MHz)	Reading (dBm)	Correction Factor (dB)	ERP (dBm)	ERP (mW)	Polarization (H/V)
Z	26797	824.7	-7.35	29.06	21.71	148.18	H
	26915	836.5	-7.61	29.15	21.54	142.56	
	27033	848.3	-7.72	29.07	21.35	136.52	
	26797	824.7	-12.11	29.35	17.24	53.02	V
	26915	836.5	-11.86	28.97	17.11	51.37	
	27033	848.3	-12.76	29.77	17.01	50.26	
Channel Bandwidth: 1.4 MHz / 16QAM							
Z	26797	824.7	-8.36	29.06	20.70	117.44	H
	26915	836.5	-8.62	29.15	20.53	112.98	
	27033	848.3	-8.72	29.07	20.35	108.44	
	26797	824.7	-13.11	29.35	16.24	42.11	V
	26915	836.5	-12.86	28.97	16.11	40.80	
	27033	848.3	-13.77	29.77	16.00	39.83	
Channel Bandwidth: 1.4 MHz / 64QAM							
Z	26797	824.7	-9.36	29.06	19.70	93.28	H
	26915	836.5	-9.63	29.15	19.52	89.54	
	27033	848.3	-9.72	29.07	19.35	86.14	
	26797	824.7	-14.12	29.35	15.23	33.37	V
	26915	836.5	-13.85	28.97	15.12	32.49	
	27033	848.3	-14.78	29.77	14.99	31.56	
Channel Bandwidth: 1.4 MHz / 256QAM							
Z	26797	824.7	-12.36	29.06	16.70	46.75	H
	26915	836.5	-12.62	29.15	16.53	44.98	
	27033	848.3	-12.72	29.07	16.35	43.17	
	26797	824.7	-17.13	29.35	12.22	16.69	V
	26915	836.5	-16.85	28.97	12.12	16.28	
	27033	848.3	-17.77	29.77	12.00	15.86	

Note: ERP (dBm) = Reading (dBm) + Correction Factor (dB)

LTE Band 26							
Channel Bandwidth: 3 MHz / QPSK							
Plane	Channel	Frequency (MHz)	Reading (dBm)	Correction Factor (dB)	ERP (dBm)	ERP (mW)	Polarization (H/V)
Z	26805	825.5	-7.32	29.058	21.74	149.21	H
	26915	836.5	-7.57	29.15	21.58	143.88	
	27025	847.5	-7.68	29.072	21.39	137.78	
	26805	825.5	-12.07	29.354	17.28	53.51	V
	26915	836.5	-11.83	28.967	17.14	51.72	
	27025	847.5	-12.72	29.772	17.05	50.72	
Channel Bandwidth: 3 MHz / 16QAM							
Z	26805	825.5	-8.32	29.058	20.74	118.52	H
	26915	836.5	-8.58	29.15	20.57	114.02	
	27025	847.5	-8.69	29.072	20.38	109.19	
	26805	825.5	-13.08	29.354	16.27	42.40	V
	26915	836.5	-12.82	28.967	16.15	41.18	
	27025	847.5	-13.73	29.772	16.04	40.20	
Channel Bandwidth: 3 MHz / 64QAM							
Z	26805	825.5	-9.32	29.058	19.74	94.15	H
	26915	836.5	-9.58	29.15	19.57	90.57	
	27025	847.5	-9.69	29.072	19.38	86.74	
	26805	825.5	-14.07	29.354	15.28	33.76	V
	26915	836.5	-13.82	28.967	15.15	32.71	
	27025	847.5	-14.74	29.772	15.03	31.86	
Channel Bandwidth: 3 MHz / 256QAM							
Z	26805	825.5	-12.32	29.058	16.74	47.18	H
	26915	836.5	-12.58	29.15	16.57	45.39	
	27025	847.5	-12.70	29.072	16.37	43.37	
	26805	825.5	-17.02	29.354	12.33	17.12	V
	26915	836.5	-16.82	28.967	12.15	16.39	
	27025	847.5	-17.73	29.772	12.04	16.00	

Note: ERP (dBm) = Reading (dBm) + Correction Factor (dB)

LTE Band 26							
Channel Bandwidth: 5 MHz / QPSK							
Plane	Channel	Frequency (MHz)	Reading (dBm)	Correction Factor (dB)	ERP (dBm)	ERP (mW)	Polarization (H/V)
Z	26815	826.5	-7.29	29.06	21.77	150.24	H
	26915	836.5	-7.53	29.15	21.62	145.21	
	27015	846.5	-7.64	29.07	21.43	139.06	
	26815	826.5	-12.03	29.35	17.32	54.00	V
	26915	836.5	-11.79	28.97	17.18	52.20	
	27015	846.5	-12.69	29.77	17.08	51.07	
Channel Bandwidth: 5 MHz / 16QAM							
Z	26815	826.5	-8.29	29.06	20.77	119.34	H
	26915	836.5	-8.54	29.15	20.61	115.08	
	27015	846.5	-8.64	29.07	20.43	110.46	
	26815	826.5	-13.04	29.35	16.31	42.80	V
	26915	836.5	-12.79	28.97	16.18	41.47	
	27015	846.5	-13.70	29.77	16.07	40.48	
Channel Bandwidth: 5 MHz / 64QAM							
Z	26815	826.5	-9.29	29.06	19.77	94.80	H
	26915	836.5	-9.54	29.15	19.61	91.41	
	27015	846.5	-9.65	29.07	19.42	87.54	
	26815	826.5	-14.05	29.35	15.30	33.92	V
	26915	836.5	-13.78	28.97	15.19	33.01	
	27015	846.5	-14.71	29.77	15.06	32.08	
Channel Bandwidth: 5 MHz / 256QAM							
Z	26815	826.5	-12.29	29.06	16.77	47.51	H
	26915	836.5	-12.55	29.15	16.60	45.71	
	27015	846.5	-12.66	29.07	16.41	43.77	
	26815	826.5	-17.05	29.35	12.30	17.00	V
	26915	836.5	-16.79	28.97	12.18	16.51	
	27015	846.5	-17.72	29.77	12.05	16.04	

Note: ERP (dBm) = Reading (dBm) + Correction Factor (dB)

LTE Band 26							
Channel Bandwidth: 10 MHz / QPSK							
Plane	Channel	Frequency (MHz)	Reading (dBm)	Correction Factor (dB)	ERP (dBm)	ERP (mW)	Polarization (H/V)
Z	26840	829	-7.25	29.06	21.81	151.64	H
	26915	836.5	-7.50	29.15	21.65	146.22	
	26990	844	-7.61	29.07	21.46	140.02	
	26840	829	-12.00	29.35	17.35	54.38	V
	26915	836.5	-11.75	28.97	17.22	52.69	
	26990	844	-12.66	29.77	17.11	51.43	
Channel Bandwidth: 10 MHz / 16QAM							
Z	26840	829	-8.25	29.06	20.81	120.45	H
	26915	836.5	-8.51	29.15	20.64	115.88	
	26990	844	-8.62	29.07	20.45	110.97	
	26840	829	-13.10	29.35	16.25	42.21	V
	26915	836.5	-12.75	28.97	16.22	41.85	
	26990	844	-13.66	29.77	16.11	40.85	
Channel Bandwidth: 10 MHz / 64QAM							
Z	26840	829	-9.25	29.06	19.81	95.68	H
	26915	836.5	-9.50	29.15	19.65	92.26	
	26990	844	-9.63	29.07	19.44	87.94	
	26840	829	-14.10	29.35	15.25	33.53	V
	26915	836.5	-13.76	28.97	15.21	33.17	
	26990	844	-14.65	29.77	15.12	32.52	
Channel Bandwidth: 10 MHz / 256QAM							
Z	26840	829	-12.25	29.06	16.81	47.95	H
	26915	836.5	-12.50	29.15	16.65	46.24	
	26990	844	-12.63	29.07	16.44	44.08	
	26840	829	-17.11	29.35	12.24	16.76	V
	26915	836.5	-16.76	28.97	12.21	16.62	
	26990	844	-17.65	29.77	12.12	16.30	

Note: ERP (dBm) = Reading (dBm) + Correction Factor (dB)

LTE Band 26							
Channel Bandwidth: 15 MHz / QPSK							
Plane	Channel	Frequency (MHz)	Reading (dBm)	Correction Factor (dB)	ERP (dBm)	ERP (mW)	Polarization (H/V)
Z	26865	831.5	-7.21	29.06	21.85	153.04	H
	26915	836.5	-7.46	29.15	21.69	147.57	
	26965	841.5	-7.57	29.07	21.50	141.32	
	26865	831.5	-11.96	29.35	17.39	54.88	V
	26915	836.5	-11.71	28.97	17.26	53.17	
	26965	841.5	-12.62	29.77	17.15	51.90	
Channel Bandwidth: 15 MHz / 16QAM							
Z	26865	831.5	-8.21	29.06	20.85	121.56	H
	26915	836.5	-8.47	29.15	20.68	116.95	
	26965	841.5	-8.57	29.07	20.50	112.25	
	26865	831.5	-12.97	29.35	16.38	43.49	V
	26915	836.5	-12.72	28.97	16.25	42.14	
	26965	841.5	-13.62	29.77	16.15	41.23	
Channel Bandwidth: 15 MHz / 64QAM							
Z	26865	831.5	-9.21	29.06	19.85	96.56	H
	26915	836.5	-9.47	29.15	19.68	92.90	
	26965	841.5	-9.56	29.07	19.51	89.37	
	26865	831.5	-13.96	29.35	15.39	34.63	V
	26915	836.5	-13.72	28.97	15.25	33.47	
	26965	841.5	-14.63	29.77	15.14	32.67	
Channel Bandwidth: 15 MHz / 256QAM							
Z	26865	831.5	-12.20	29.06	16.86	48.51	H
	26915	836.5	-12.47	29.15	16.68	46.56	
	26965	841.5	-12.57	29.07	16.50	44.69	
	26865	831.5	-16.97	29.35	12.38	17.31	V
	26915	836.5	-16.72	28.97	12.25	16.78	
	26965	841.5	-17.63	29.77	12.14	16.38	

Note: ERP (dBm) = Reading (dBm) + Correction Factor (dB)

4.2 Radiated Emission Measurement

4.2.1 Limits of Radiated Emission Measurement

The power of any emission outside of the authorized operating frequency ranges must be attenuated below the transmitting power (P) by a factor of at least $43 + 10 \log(P)$ dB. The emission limit is equal to -13 dBm.

4.2.2 Test Procedure

- a. In the semi-anechoic chamber, EUT placed on the 0.8 m (below or equal 1 GHz) and/or 1.5 m (above 1 GHz) height of Turn Table, rotated the table around 360 degrees to search the maximum radiation power and receiver antenna shall be rotated vertical and horizontal polarization and moved height from 1 m to 4 m to find the maximum polar radiated power. The "Read Value" is the spectrum reading the maximum power value.
- b. $EIRP = \text{Output power level} - \text{TX cable loss} + \text{Antenna gain of substitution horn}$. Correction Factor (includes EIRP and ERP unit conversion factor) = Antenna gain of substitution horn. – Tx cable loss. Measurement method refers to ANSI C63.26 section 5.5 and 5.2.7.
- c. E.R.P power can be calculated form E.I.R.P power by subtracting the gain of dipole, $E.R.P \text{ power} = E.I.R.P \text{ power} - 2.15 \text{ dB}$.

NOTE:

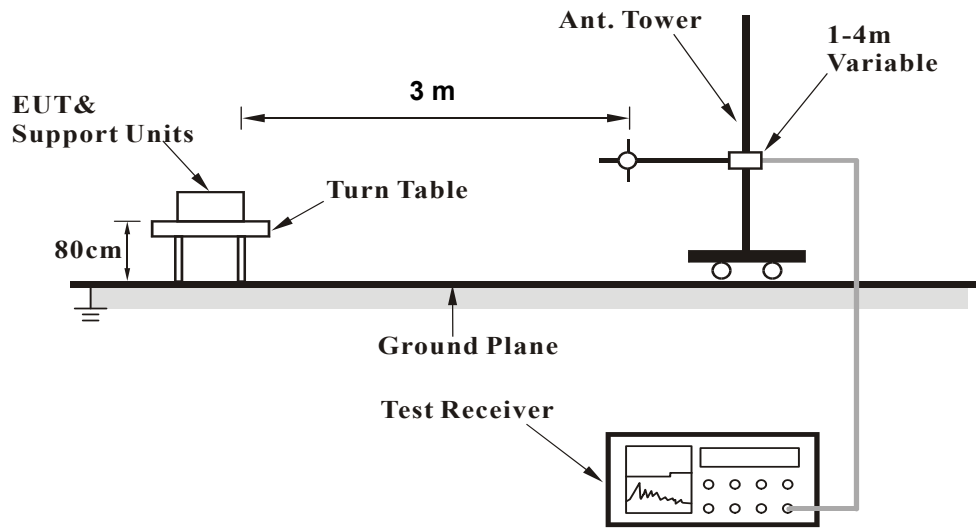
1. The resolution bandwidth and video bandwidth of test receiver/spectrum analyzer is 1 MHz/3 MHz.
2. The emission levels were against the limit of frequency range 9 kHz ~ 30 MHz: The amplitude of spurious emissions attenuated more than 20 dB below the permissible value is not required to be report.

4.2.3 Deviation from Test Standard

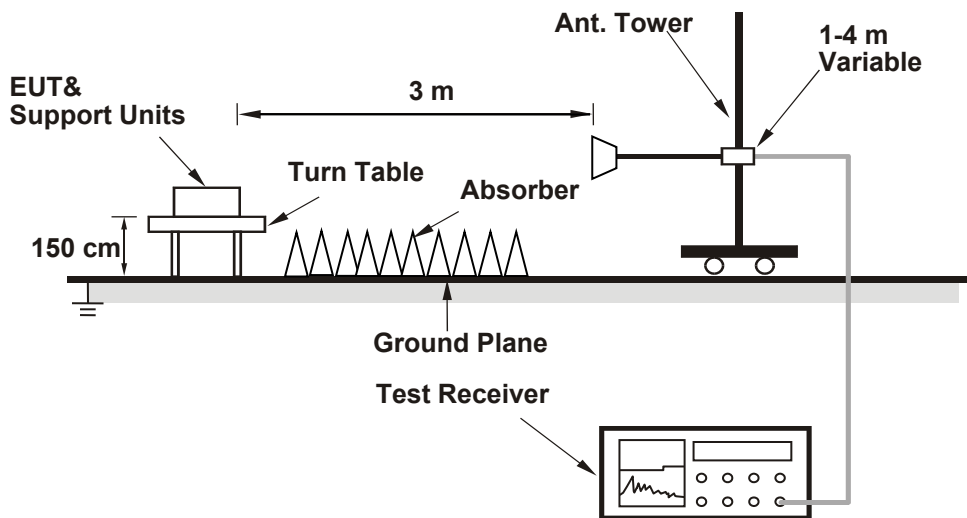
No deviation.

4.2.4 Test Setup

<Radiated Emission below or equal 1 GHz>



<Radiated Emission above 1 GHz>



For the actual test configuration, please refer to the attached file (Test Setup Photo).

4.2.5 Test Results

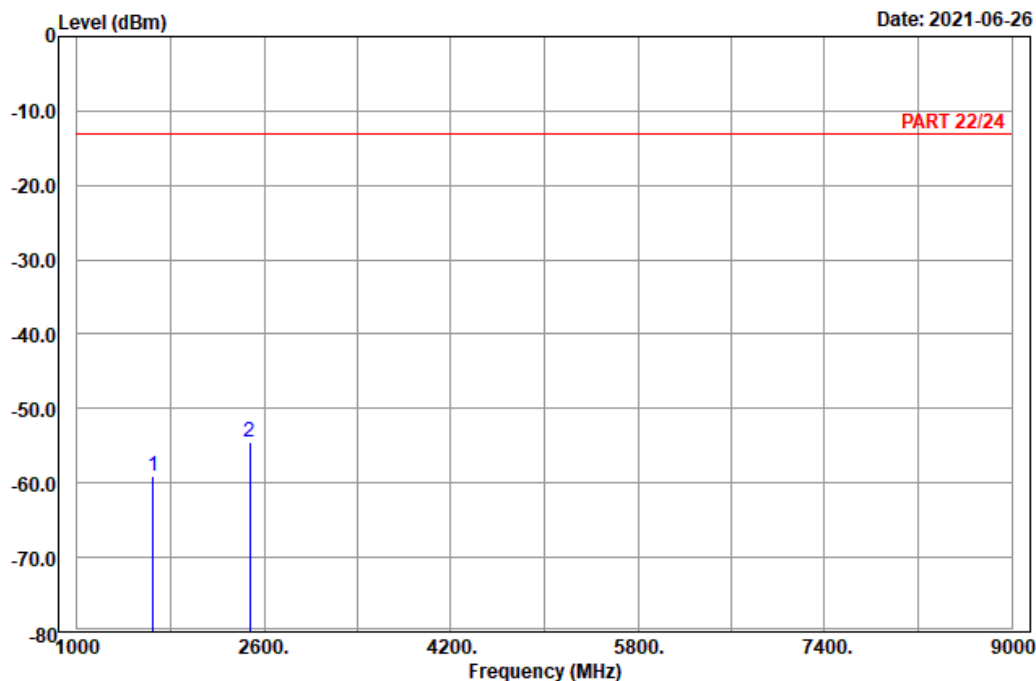
WCDMA:
Low Channel



Bureau Veritas Consumer Products Services Ltd., Taoyuan Branch

A D T

Data: 3



Site : 966 chamber 1
Condition: PART 22/24 Horizontal
Remark : Band V_Link_L-Ch
Tested by: Karl Lee

	Freq	Level	Read Level	Factor	Limit Line	Over Limit	Remark
	MHz	dBm	dBm	dB	dBm	dB	
1	1652.80	-59.09	-66.82	7.73	-13.00	-46.09	Peak
2 pp	2479.20	-54.47	-65.50	11.03	-13.00	-41.47	Peak

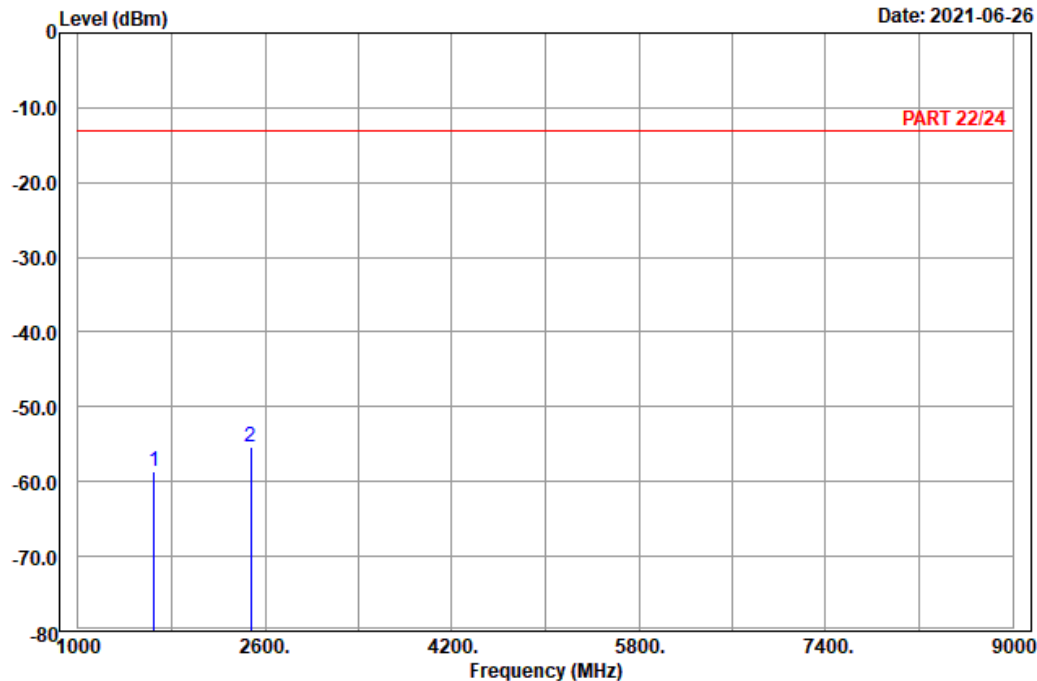


Bureau Veritas Consumer Products Services Ltd., Taoyuan Branch

A D T

Data: 4

Date: 2021-06-26



Site : 966 chamber 1
 Condition: PART 22/24 Vertical
 Remark : Band V_Link_L-Ch
 Tested by: Karl Lee

	Freq	Level	Read Level	Factor	Limit Line	Over Limit	Remark
	MHz	dBm	dBm	dB	dBm	dB	
1	1652.80	-58.61	-66.34	7.73	-13.00	-45.61	Peak
2 pp	2479.20	-55.37	-66.40	11.03	-13.00	-42.37	Peak

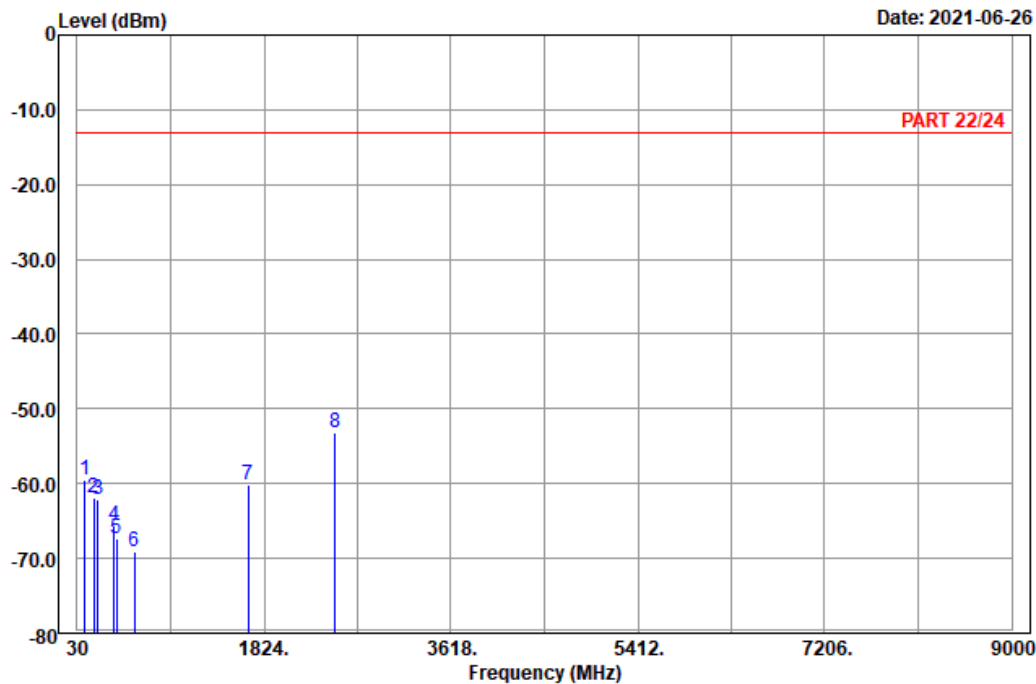
Middle Channel



Bureau Veritas Consumer Products Services Ltd., Taoyuan Branch

A D T

Data: 7



Site : 966 chamber 1
 Condition: PART 22/24 Horizontal
 Remark : Band V_Link_M-Ch
 Tested by: Karl Lee

	Freq	Level	Read Level	Factor	Limit Line	Over Limit	Remark
	MHz	dBm	dBm	dB	dBm	dB	
1	100.47	-59.43	-49.43	-10.00	-13.00	-46.43	Peak
2	192.54	-61.80	-55.93	-5.87	-13.00	-48.80	Peak
3	226.02	-62.02	-56.19	-5.83	-13.00	-49.02	Peak
4	384.00	-65.69	-62.12	-3.57	-13.00	-52.69	Peak
5	405.70	-67.29	-64.42	-2.87	-13.00	-54.29	Peak
6	577.90	-69.10	-68.60	-0.50	-13.00	-56.10	Peak
7	1672.80	-60.22	-68.13	7.91	-13.00	-47.22	Peak
8 pp	2509.20	-53.12	-64.40	11.28	-13.00	-40.12	Peak

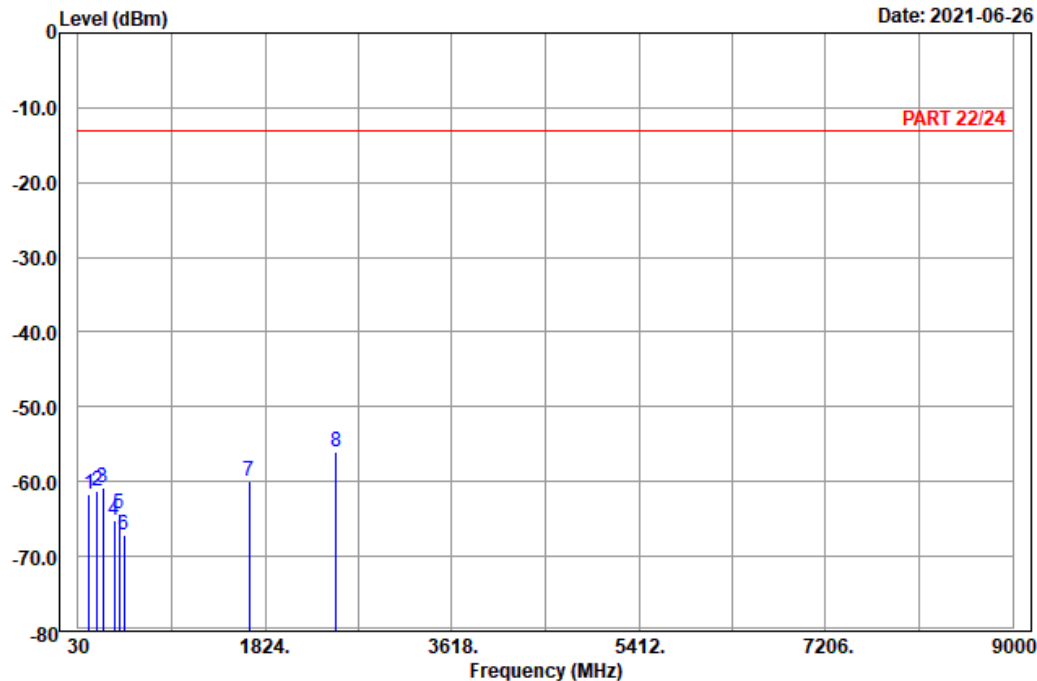


Bureau Veritas Consumer Products Services Ltd., Taoyuan Branch

A D T

Data: 8

Date: 2021-06-26



Site : 966 chamber 1
 Condition: PART 22/24 Vertical
 Remark : Band V_Link_M-Ch
 Tested by: Karl Lee

	Freq	Level	Read Level	Factor	Limit Line	Over Limit	Remark
	MHz	dBm	dBm	dB	dBm	dB	
1	134.76	-61.65	-53.98	-7.67	-13.00	-48.65	Peak
2	211.44	-61.25	-55.22	-6.03	-13.00	-48.25	Peak
3	265.71	-60.81	-55.16	-5.65	-13.00	-47.81	Peak
4	377.00	-65.16	-61.23	-3.93	-13.00	-52.16	Peak
5	422.50	-64.41	-61.16	-3.25	-13.00	-51.41	Peak
6	469.40	-67.21	-62.81	-4.40	-13.00	-54.21	Peak
7	1672.80	-59.87	-67.78	7.91	-13.00	-46.87	Peak
8 pp	2509.20	-56.05	-67.33	11.28	-13.00	-43.05	Peak

High Channel

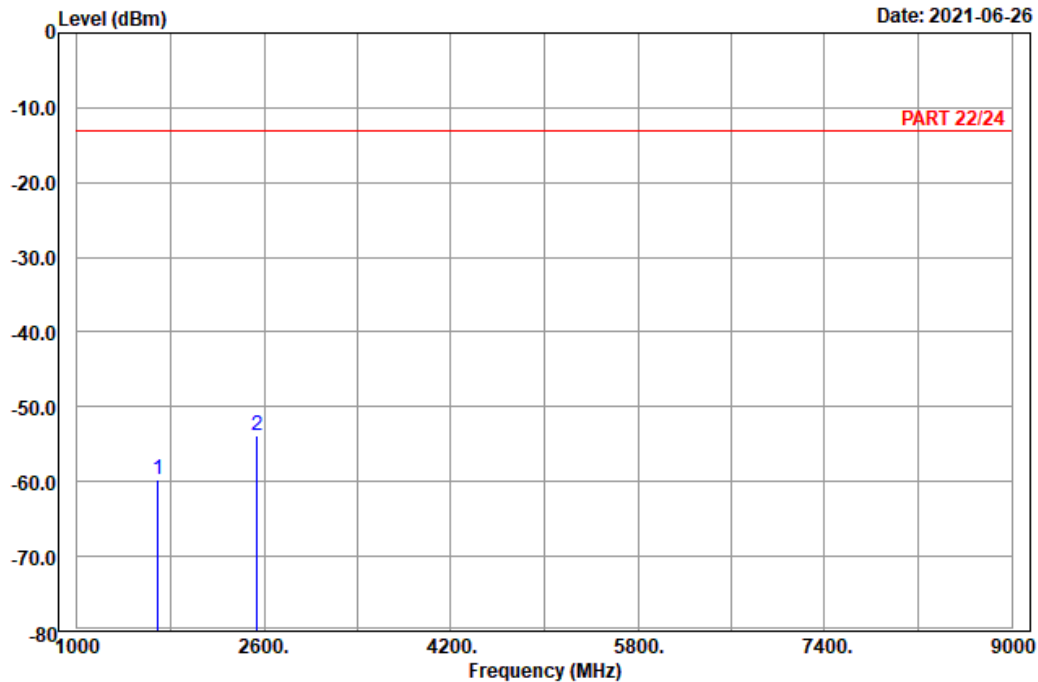


Bureau Veritas Consumer Products Services Ltd., Taoyuan Branch

A D T

Data: 3

Date: 2021-06-26



Site : 966 chamber 1
 Condition: PART 22/24 Horizontal
 Remark : Band V_Link_H-Ch
 Tested by: Karl Lee

	Freq	Level	Read Level	Factor	Limit Line	Over Limit	Remark
	MHz	dBm	dBm	dB	dBm	dB	
1	1693.20	-59.72	-67.86	8.14	-13.00	-46.72	Peak
2 pp	2539.80	-53.90	-65.37	11.47	-13.00	-40.90	Peak

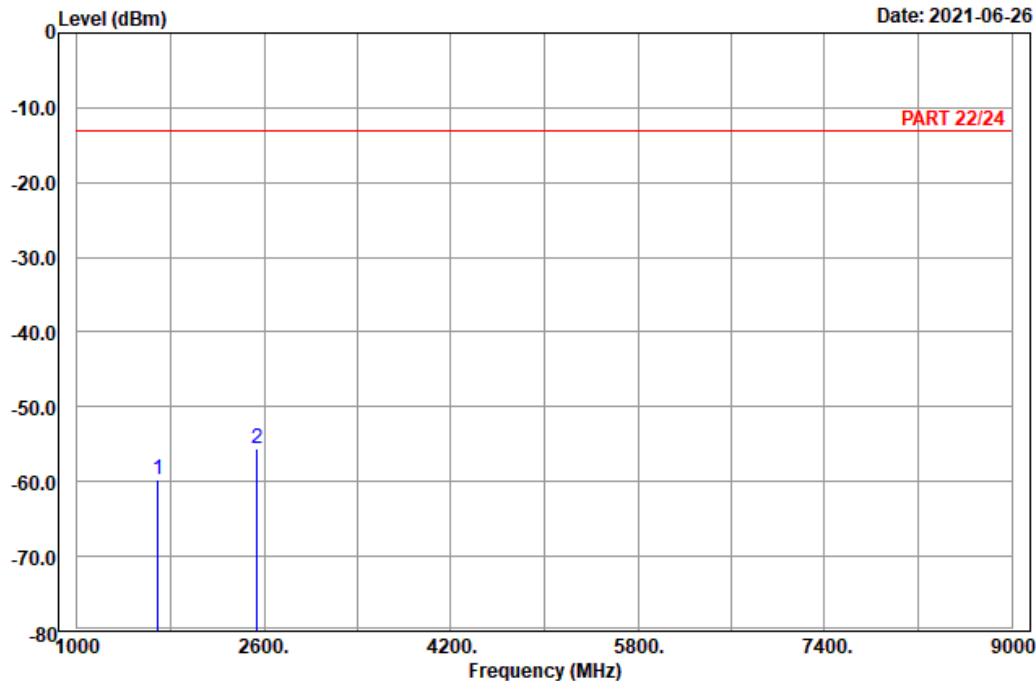


Bureau Veritas Consumer Products Services Ltd., Taoyuan Branch

A D T

Data: 4

Date: 2021-06-26



Site : 966 chamber 1
 Condition: PART 22/24 Vertical
 Remark : Band V_Link_H-Ch
 Tested by: Karl Lee

	Freq	Level	Read Level	Factor	Limit Line	Over Limit	Remark
	MHz	dBm	dBm	dB	dBm	dB	
1	1693.20	-59.78	-67.92	8.14	-13.00	-46.78	Peak
2	2539.80	-55.65	-67.12	11.47	-13.00	-42.65	Peak

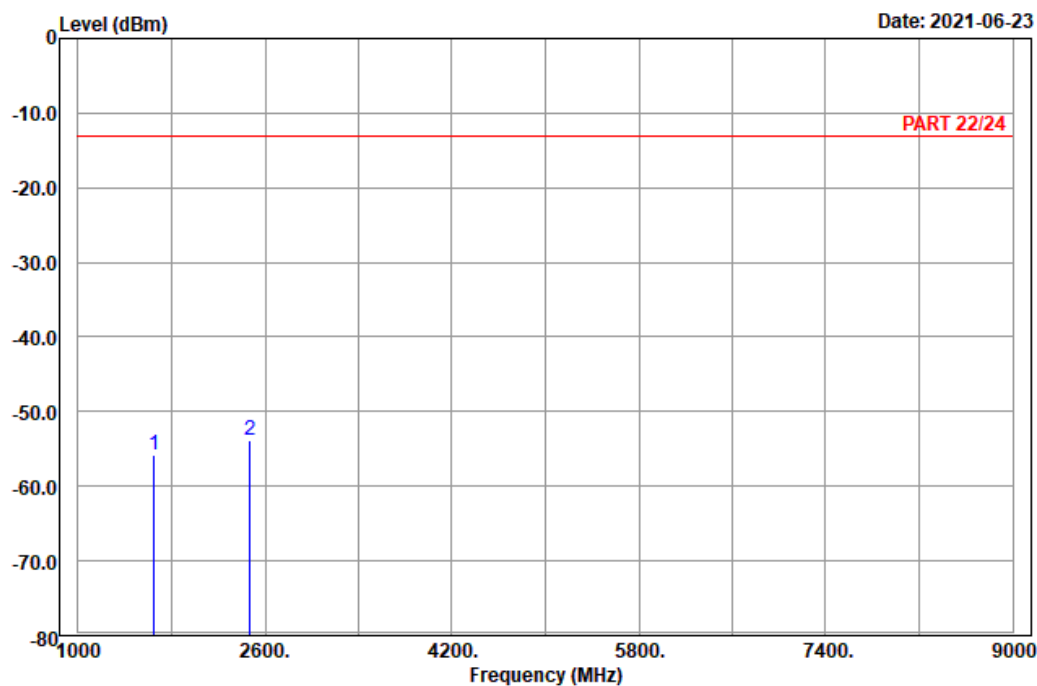
LTE Band 5
Channel Bandwidth: 1.4 MHz / QPSK
Low Channel



Bureau Veritas Consumer Products Services Ltd., Taoyuan Branch

A D T

Data: 5



Site : 966 chamber 1
Condition: PART 22/24 Horizontal
Remark : LTE_Band 5_Link_L-Ch
Tested by: Karl Lee

	Freq	Level	Read Level	Factor	Limit	Over Limit	Remark
	MHz	dBm	dBm	dB	dBm	dB	
1	1649.40	-55.70	-63.43	7.73	-13.00	-42.70	Peak
2 pp	2474.10	-53.79	-64.82	11.03	-13.00	-40.79	Peak

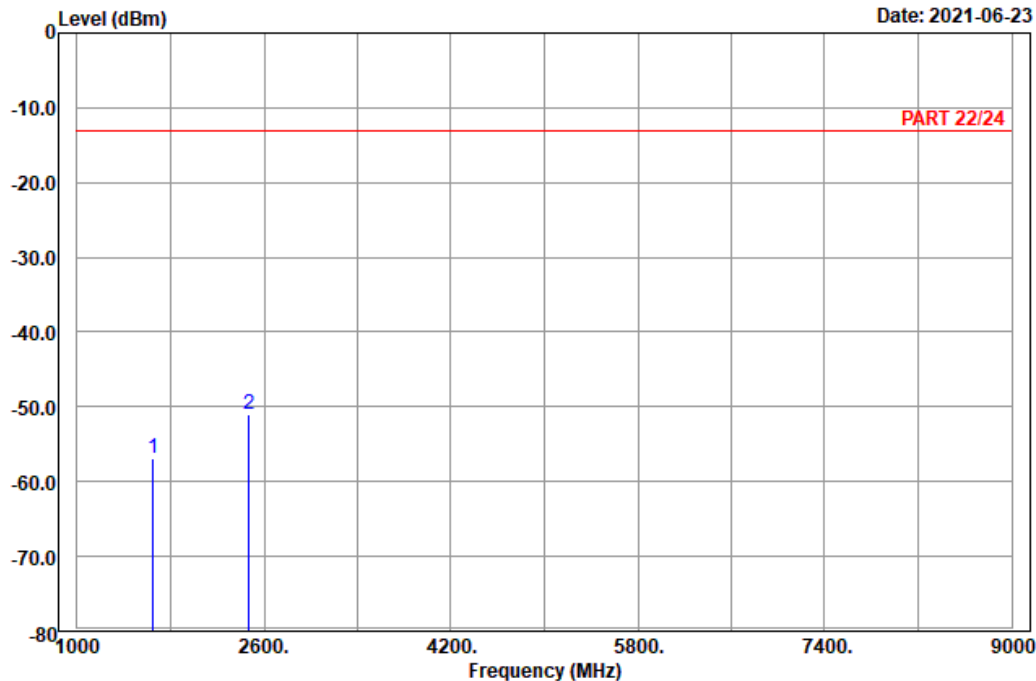


Bureau Veritas Consumer Products Services Ltd., Taoyuan Branch

A D T

Data: 6

Date: 2021-06-23



Site : 966 chamber 1
 Condition: PART 22/24 Vertical
 Remark : LTE_Band 5_Link_L-Ch
 Tested by: Karl Lee

	Freq	Level	Read Level	Factor	Limit Line	Over Limit	Remark
	MHz	dBm	dBm	dB	dBm	dB	
1	1649.40	-56.86	-64.59	7.73	-13.00	-43.86	Peak
2	pp 2474.10	-51.09	-62.12	11.03	-13.00	-38.09	Peak

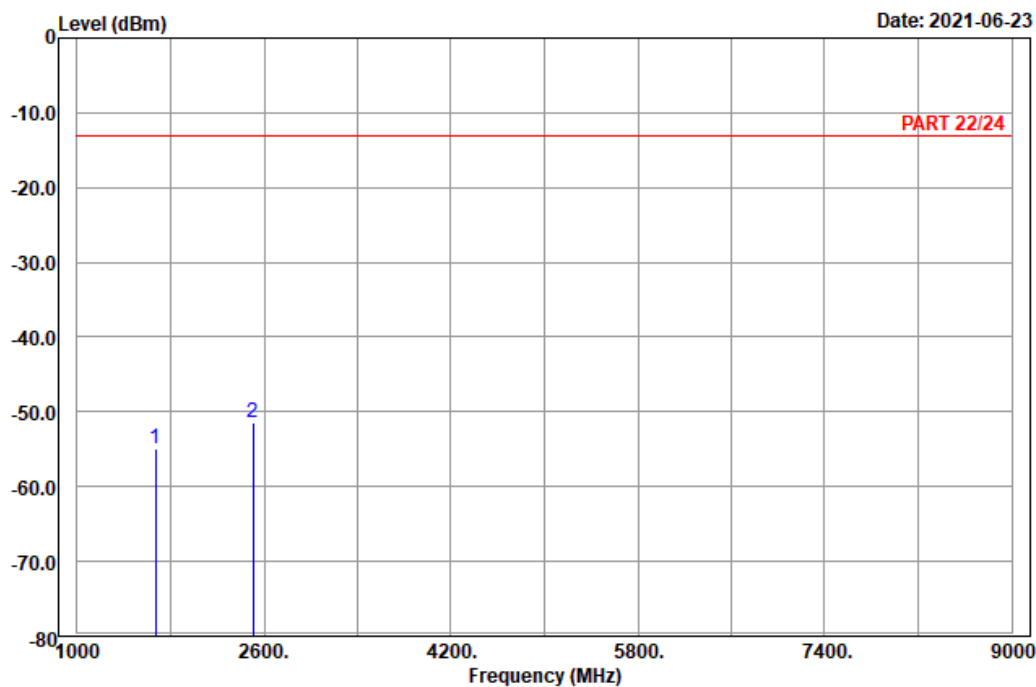
Middle Channel



Bureau Veritas Consumer Products Services Ltd., Taoyuan Branch

A D T

Data: 5



Site : 966 chamber 1
 Condition: PART 22/24 Horizontal
 Remark : LTE_Band 5_Link_M-Ch
 Tested by: Karl Lee

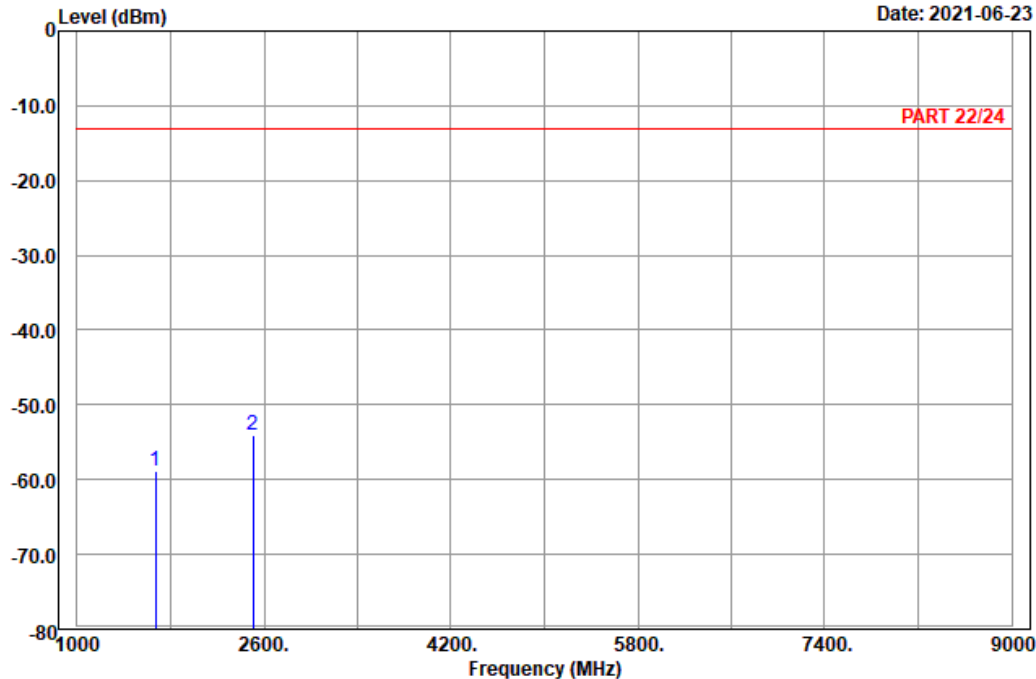
	Freq	Level	Read Level	Factor	Limit Line	Over Limit	Remark
	MHz	dBm	dBm	dB	dBm	dB	
1	1673.00	-54.88	-62.79	7.91	-13.00	-41.88	Peak
2	2509.50	-51.37	-62.65	11.28	-13.00	-38.37	Peak



A D T

Data: 6

Date: 2021-06-23



Site : 966 chamber 1
 Condition: PART 22/24 Vertical
 Remark : LTE_Band 5_Link_M-Ch
 Tested by: Karl Lee

	Freq	Level	Read Level	Factor	Limit Line	Over Limit	Remark
	MHz	dBm	dBm	dB	dBm	dB	
1	1673.00	-58.77	-66.68	7.91	-13.00	-45.77	Peak
2	pp 2509.50	-54.12	-65.40	11.28	-13.00	-41.12	Peak

High Channel

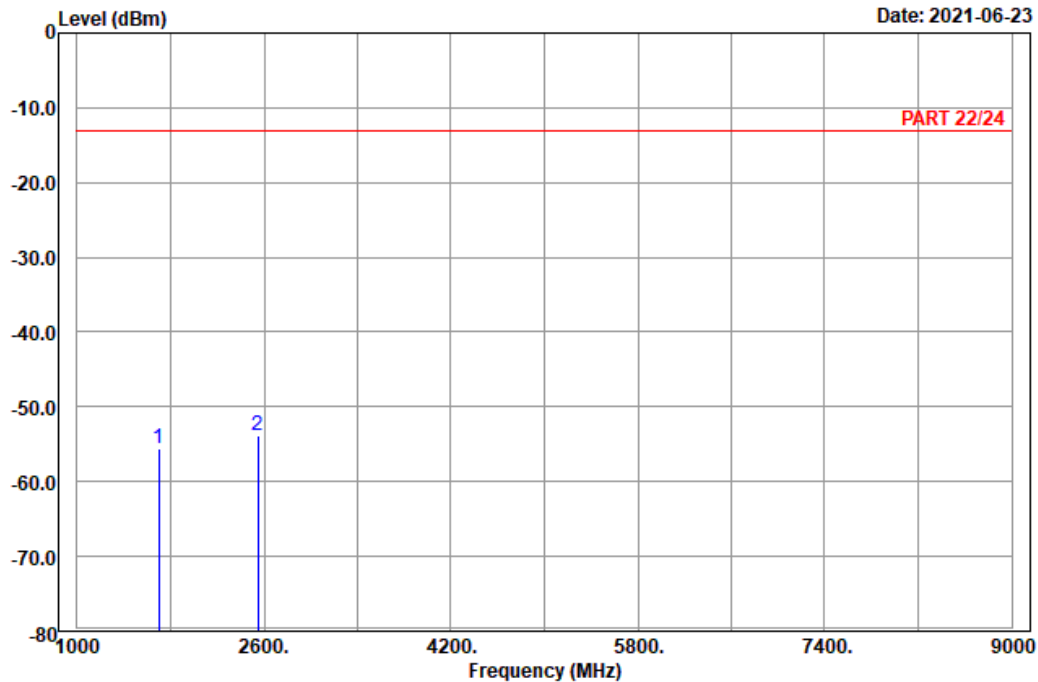


Bureau Veritas Consumer Products Services Ltd., Taoyuan Branch

A D T

Data: 5

Date: 2021-06-23



Site : 966 chamber 1
 Condition: PART 22/24 Horizontal
 Remark : LTE_Band 5_Link_H-Ch
 Tested by: Karl Lee

	Freq	Level	Read Level	Factor	Limit Line	Over Limit	Remark
	MHz	dBm	dBm	dB	dBm	dB	
1	1696.60	-55.60	-63.74	8.14	-13.00	-42.60	Peak
2	2544.90	-53.79	-65.26	11.47	-13.00	-40.79	Peak

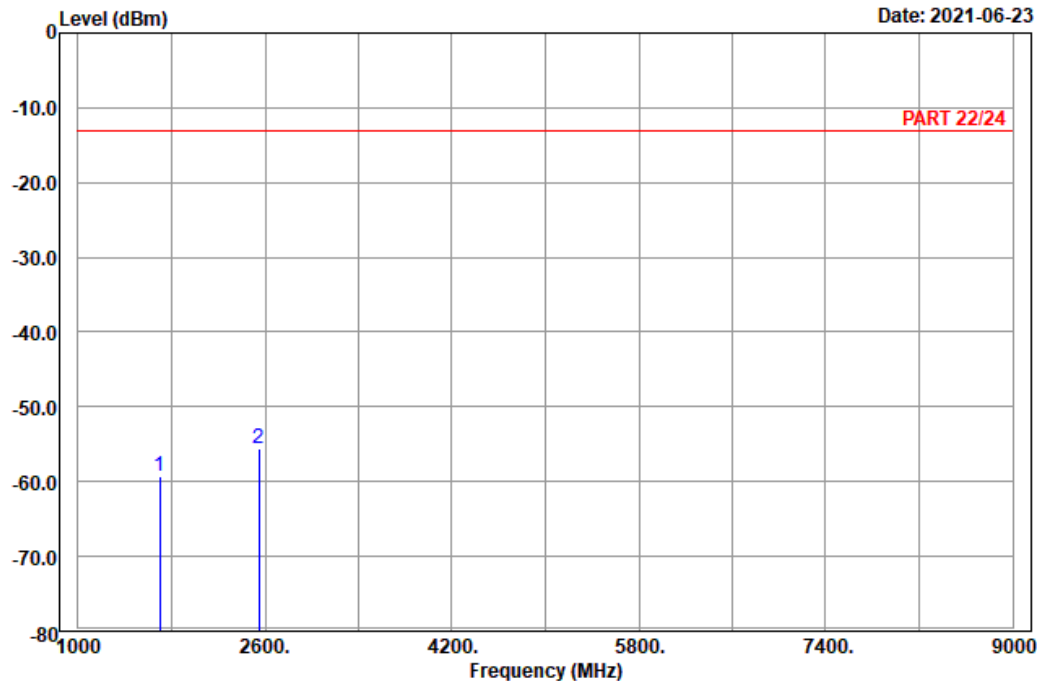


Bureau Veritas Consumer Products Services Ltd., Taoyuan Branch

A D T

Data: 6

Date: 2021-06-23



Site : 966 chamber 1
 Condition: PART 22/24 Vertical
 Remark : LTE_Band 5_Link_H-Ch
 Tested by: Karl Lee

	Freq	Level	Read Level	Factor	Limit Line	Over Limit	Remark
	MHz	dBm	dBm	dB	dBm	dB	
1	1696.60	-59.36	-67.50	8.14	-13.00	-46.36	Peak
2	2544.90	-55.69	-67.16	11.47	-13.00	-42.69	Peak

Channel Bandwidth: 5 MHz / QPSK
Low Channel

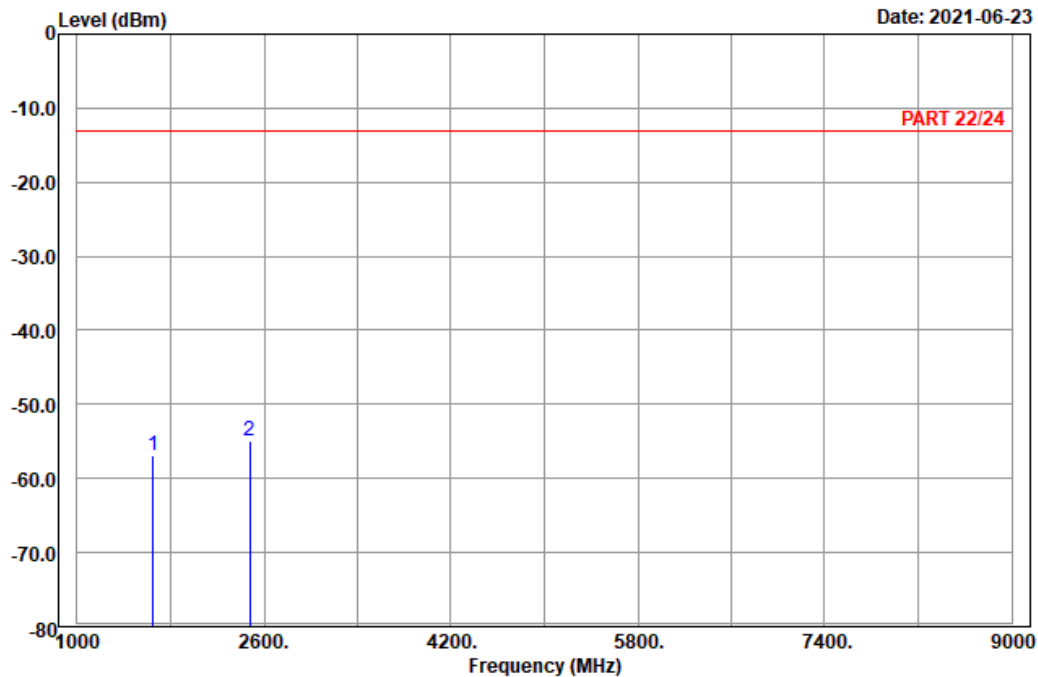


Bureau Veritas Consumer Products Services Ltd., Taoyuan Branch

A D T

Data: 5

Date: 2021-06-23



Site : 966 chamber 1
Condition: PART 22/24 Horizontal
Remark : LTE_Band 5_Link_L-Ch
Tested by: Karl Lee

	Freq	Level	Read Level	Factor	Limit Line	Over Limit	Remark
	MHz	dBm	dBm	dB	dBm	dB	
1	1653.00	-56.96	-64.69	7.73	-13.00	-43.96	Peak
2	2479.50	-54.87	-65.90	11.03	-13.00	-41.87	Peak

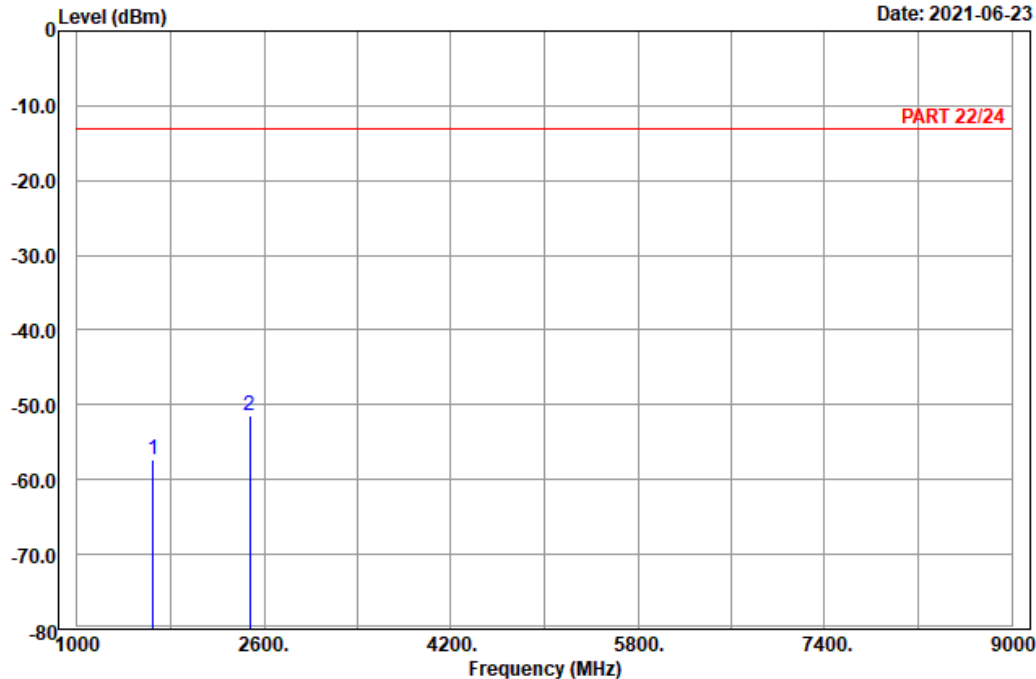


Bureau Veritas Consumer Products Services Ltd., Taoyuan Branch

A D T

Data: 6

Date: 2021-06-23



Site : 966 chamber 1
 Condition: PART 22/24 Vertical
 Remark : LTE_Band 5_Link_L-Ch
 Tested by: Karl Lee

	Freq	Level	Read Level	Factor	Limit Line	Over Limit	Remark
	MHz	dBm	dBm	dB	dBm	dB	
1	1653.00	-57.34	-65.07	7.73	-13.00	-44.34	Peak
2	pp 2479.50	-51.47	-62.50	11.03	-13.00	-38.47	Peak

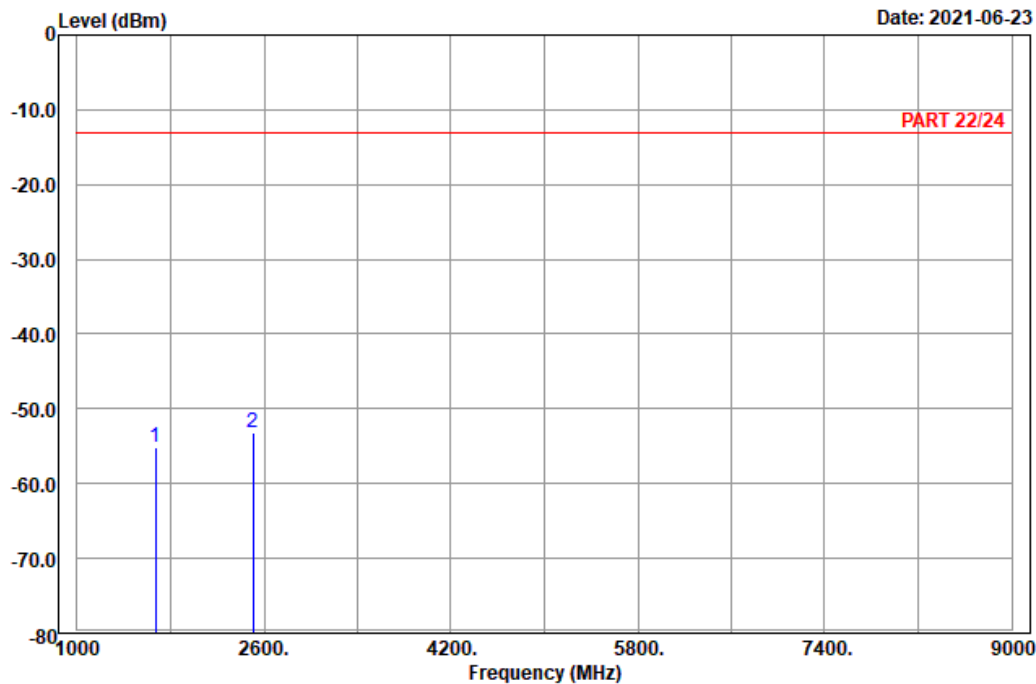
Middle Channel



Bureau Veritas Consumer Products Services Ltd., Taoyuan Branch

A D T

Data: 5



Site : 966 chamber 1
 Condition: PART 22/24 Horizontal
 Remark : LTE_Band 5_Link_M-Ch
 Tested by: Karl Lee

	Freq	Level	Read Level	Factor	Limit Line	Over Limit	Remark
	MHz	dBm	dBm	dB	dBm	dB	
1	1673.00	-55.09	-63.00	7.91	-13.00	-42.09	Peak
2	2509.50	-53.13	-64.41	11.28	-13.00	-40.13	Peak

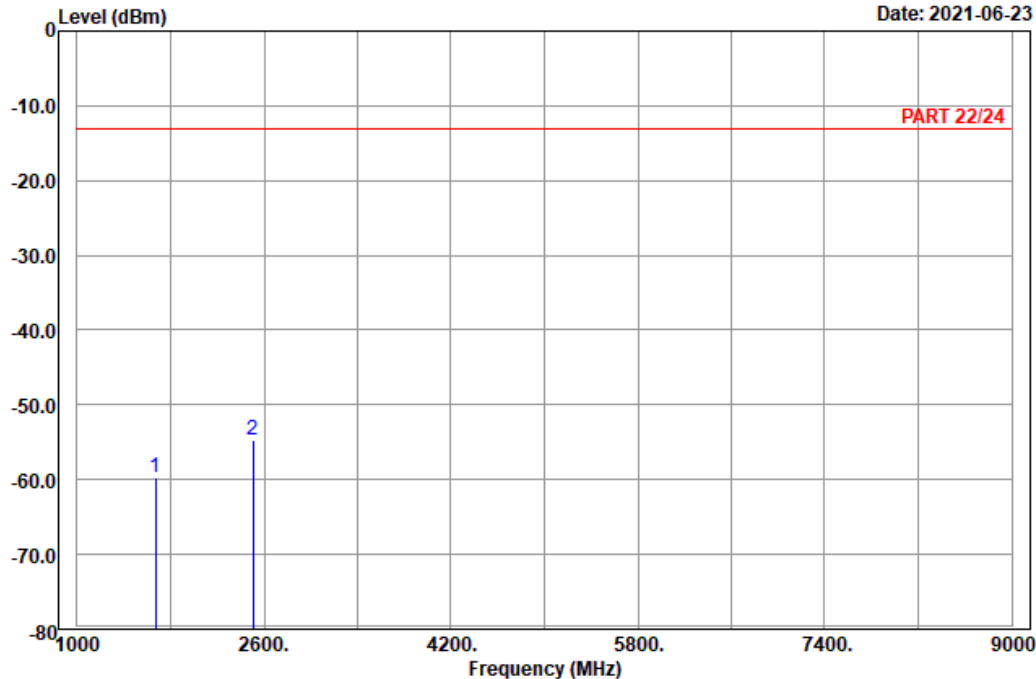


Bureau Veritas Consumer Products Services Ltd., Taoyuan Branch

A D T

Data: 6

Date: 2021-06-23



Site : 966 chamber 1
 Condition: PART 22/24 Vertical
 Remark : LTE_Band 5_Link_M-Ch
 Tested by: Karl Lee

	Freq	Level	Read Level	Factor	Limit Line	Over Limit	Remark
	MHz	dBm	dBm	dB	dBm	dB	
1	1672.00	-59.63	-67.54	7.91	-13.00	-46.63	Peak
2	2509.50	-54.71	-65.99	11.28	-13.00	-41.71	Peak

High Channel

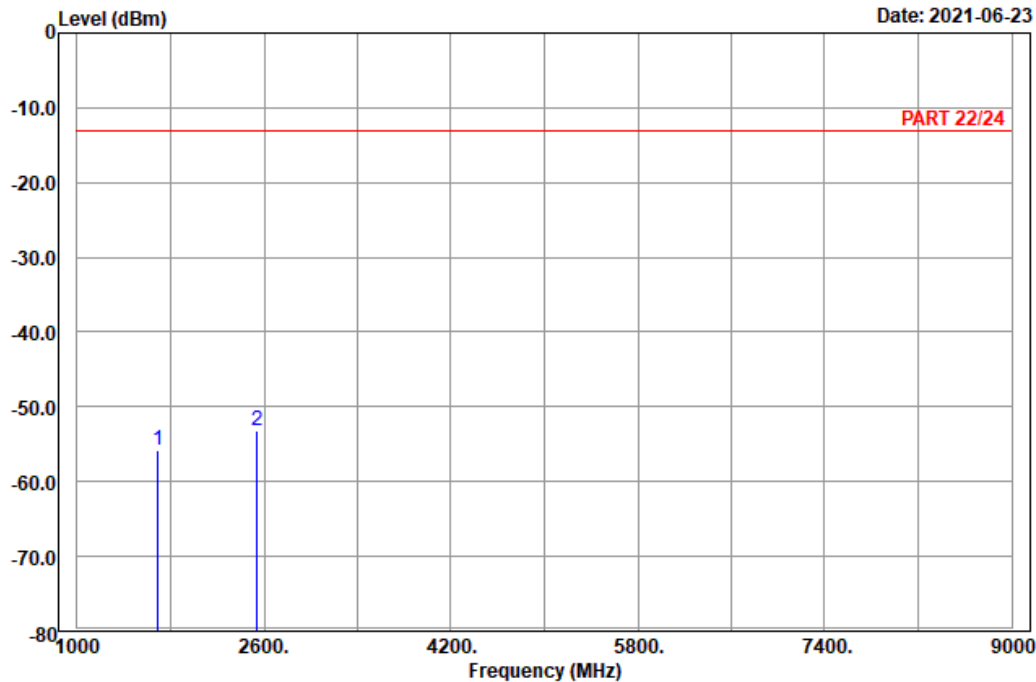


Bureau Veritas Consumer Products Services Ltd., Taoyuan Branch

A D T

Data: 5

Date: 2021-06-23



Site : 966 chamber 1
 Condition: PART 22/24 Horizontal
 Remark : LTE_Band 5_Link_H-Ch
 Tested by: Harry Hsueh

	Freq	Level	Read Level	Factor	Limit Line	Over Limit	Remark
	MHz	dBm	dBm	dB	dBm	dB	
1	1693.00	-55.76	-63.78	8.02	-13.00	-42.76	Peak
2	2539.50	-53.25	-64.72	11.47	-13.00	-40.25	Peak

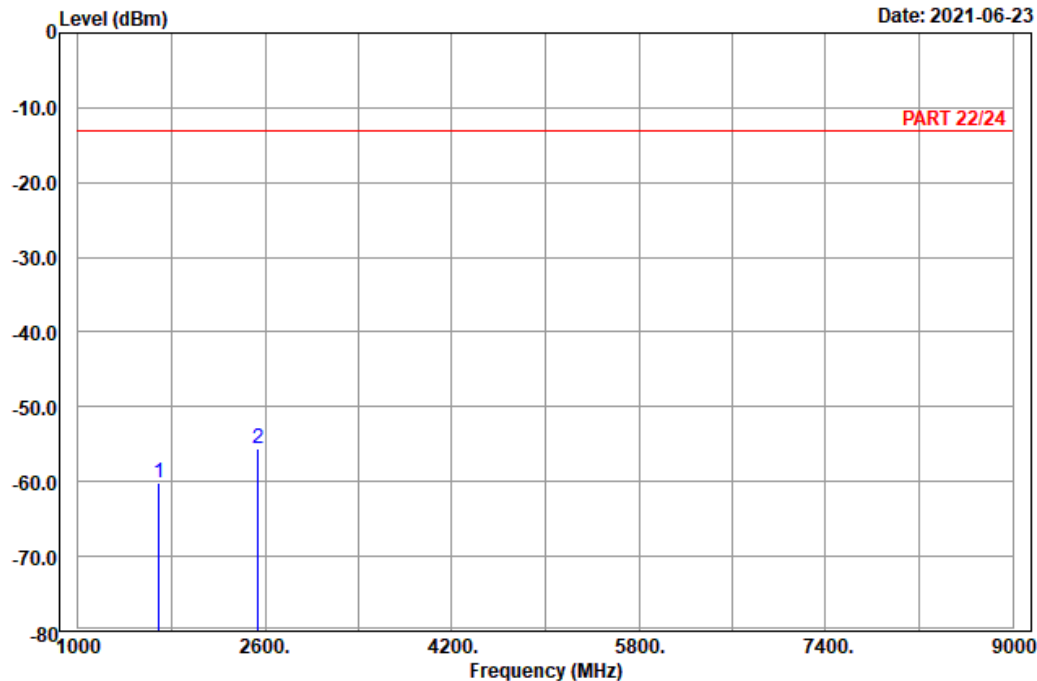


Bureau Veritas Consumer Products Services Ltd., Taoyuan Branch

A D T

Data: 6

Date: 2021-06-23



Site : 966 chamber 1
 Condition: PART 22/24 Vertical
 Remark : LTE_Band 5_Link_H-Ch
 Tested by: Harry Hsueh

	Freq	Level	Read Level	Factor	Limit Line	Over Limit	Remark
	MHz	dBm	dBm	dB	dBm	dB	
1	1693.00	-60.10	-68.12	8.02	-13.00	-47.10	Peak
2	pp 2539.50	-55.68	-67.15	11.47	-13.00	-42.68	Peak

Channel Bandwidth: 10 MHz / QPSK
Low Channel

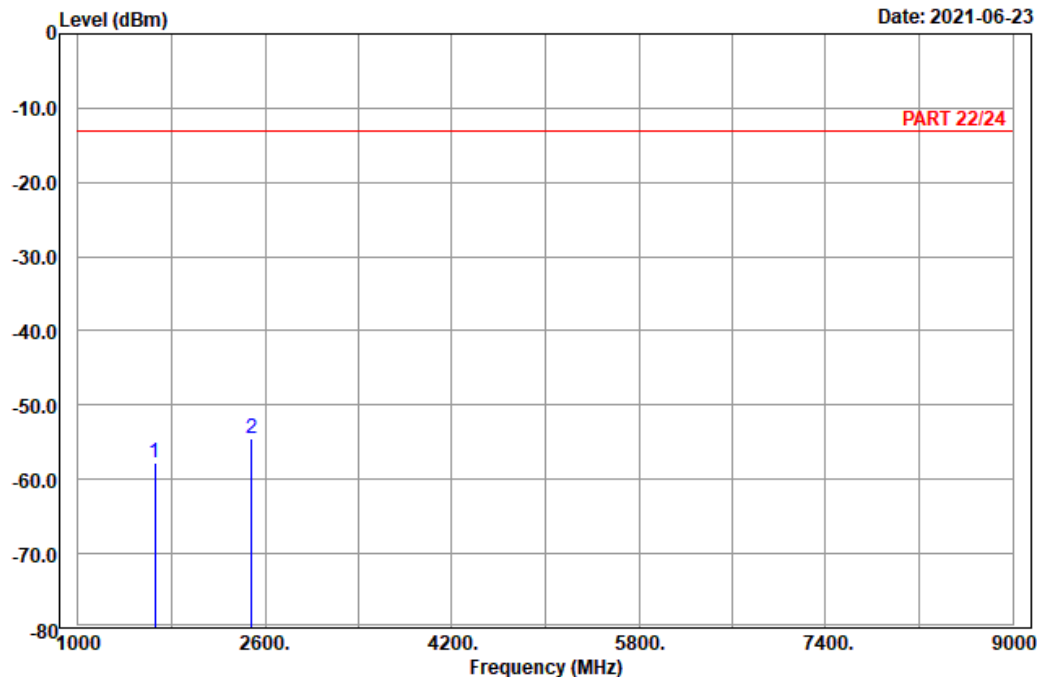


Bureau Veritas Consumer Products Services Ltd., Taoyuan Branch

A D T

Data: 5

Date: 2021-06-23



Site : 966 chamber 1
Condition: PART 22/24 Horizontal
Remark : LTE_Band 5_Link_L-Ch
Tested by: Karl Lee

	Freq	Level	Read Level	Factor	Limit Line	Over Limit	Remark
	MHz	dBm	dBm	dB	dBm	dB	
1	1658.00	-57.72	-65.63	7.91	-13.00	-44.72	Peak
2 pp	2487.00	-54.57	-65.61	11.04	-13.00	-41.57	Peak

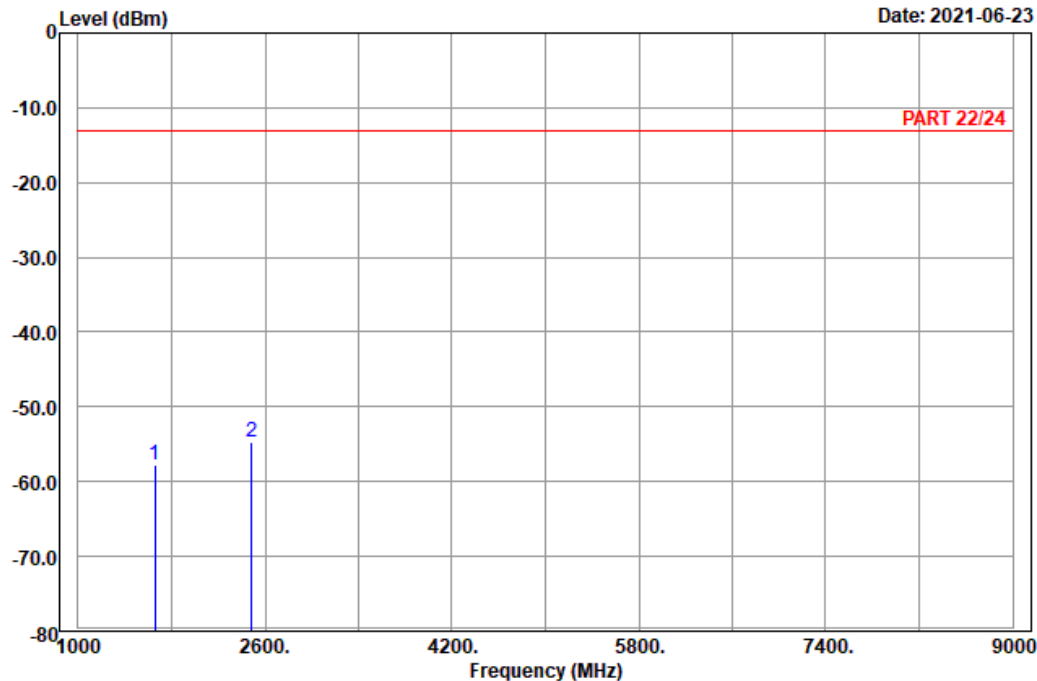


Bureau Veritas Consumer Products Services Ltd., Taoyuan Branch

A D T

Data: 6

Date: 2021-06-23



Site : 966 chamber 1
 Condition: PART 22/24 Vertical
 Remark : LTE_Band 5_Link_L-Ch
 Tested by: Karl Lee

	Freq	Level	Read Level	Factor	Limit Line	Over Limit	Remark
	MHz	dBm	dBm	dB	dBm	dB	
1	1658.00	-57.85	-65.76	7.91	-13.00	-44.85	Peak
2	2487.00	-54.74	-65.78	11.04	-13.00	-41.74	Peak

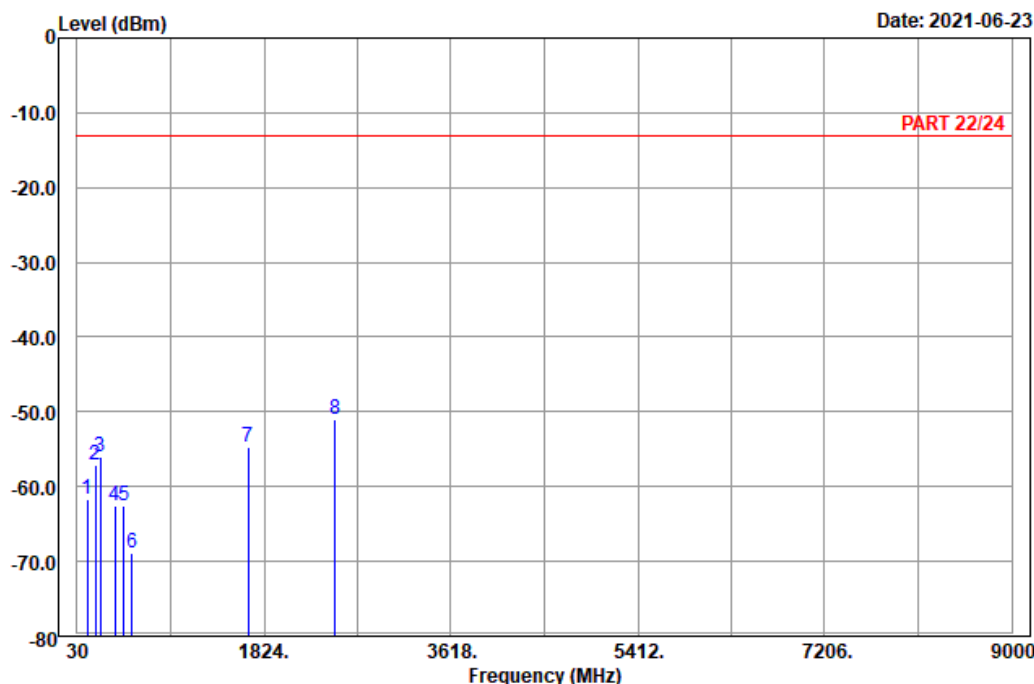
Middle Channel



Bureau Veritas Consumer Products Services Ltd., Taoyuan Branch

A D T

Data: 9



Site : 966 chamber 1
 Condition: PART 22/24 Horizontal
 Remark : LTE_Band 5_Link_M-Ch
 Tested by: Karl Lee

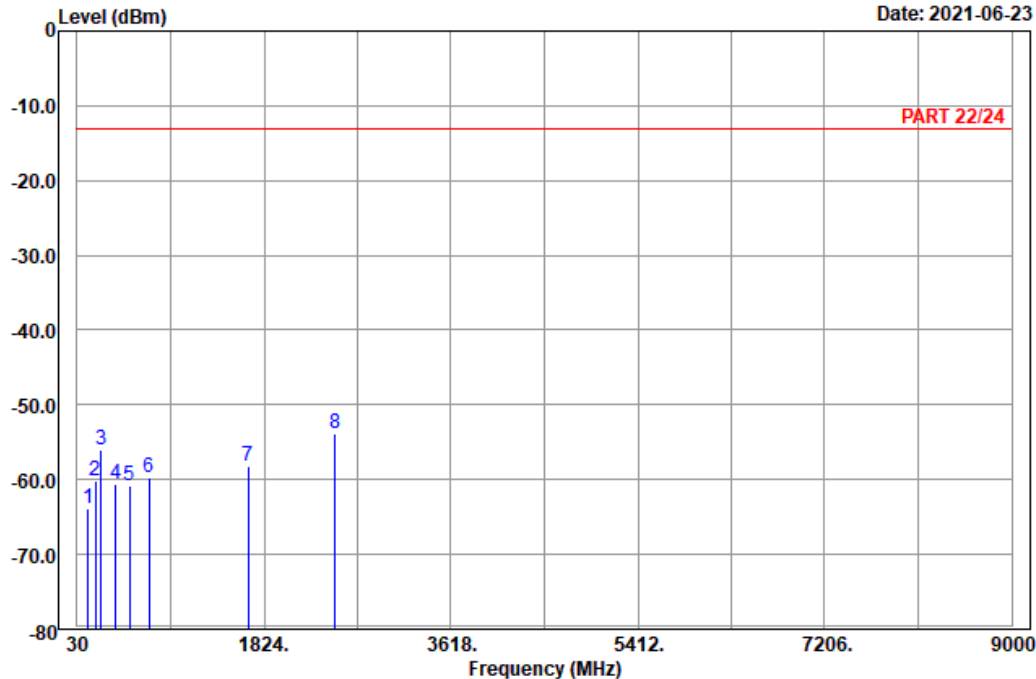
	Freq	Level	Read Level	Factor	Limit Line	Over Limit	Remark
	MHz	dBm	dBm	dB	dBm	dB	
1	129.36	-61.66	-53.95	-7.71	-13.00	-48.66	Peak
2	201.72	-57.11	-50.95	-6.16	-13.00	-44.11	Peak
3	248.97	-56.06	-50.54	-5.52	-13.00	-43.06	Peak
4	394.50	-62.52	-59.52	-3.00	-13.00	-49.52	Peak
5	476.40	-62.55	-57.96	-4.59	-13.00	-49.55	Peak
6	553.40	-68.78	-67.28	-1.50	-13.00	-55.78	Peak
7	1673.00	-54.63	-62.54	7.91	-13.00	-41.63	Peak
8 pp	2509.50	-50.97	-62.25	11.28	-13.00	-37.97	Peak



A D T

Data: 10

Date: 2021-06-23



Site : 966 chamber 1
 Condition: PART 22/24 Vertical
 Remark : LTE_Band 5_Link_M-Ch
 Tested by: Karl Lee

	Freq	Level	Read Level	Factor	Limit Line	Over Limit	Remark
	MHz	dBm	dBm	dB	dBm	dB	
1	136.38	-63.82	-56.14	-7.68	-13.00	-50.82	Peak
2	205.50	-60.09	-53.98	-6.11	-13.00	-47.09	Peak
3	260.85	-56.04	-50.44	-5.60	-13.00	-43.04	Peak
4	397.30	-60.63	-57.79	-2.84	-13.00	-47.63	Peak
5	532.40	-60.74	-57.80	-2.94	-13.00	-47.74	Peak
6	721.40	-59.80	-59.02	-0.78	-13.00	-46.80	Peak
7	1673.00	-58.18	-66.09	7.91	-13.00	-45.18	Peak
8 pp	2509.50	-53.78	-65.06	11.28	-13.00	-40.78	Peak

High Channel

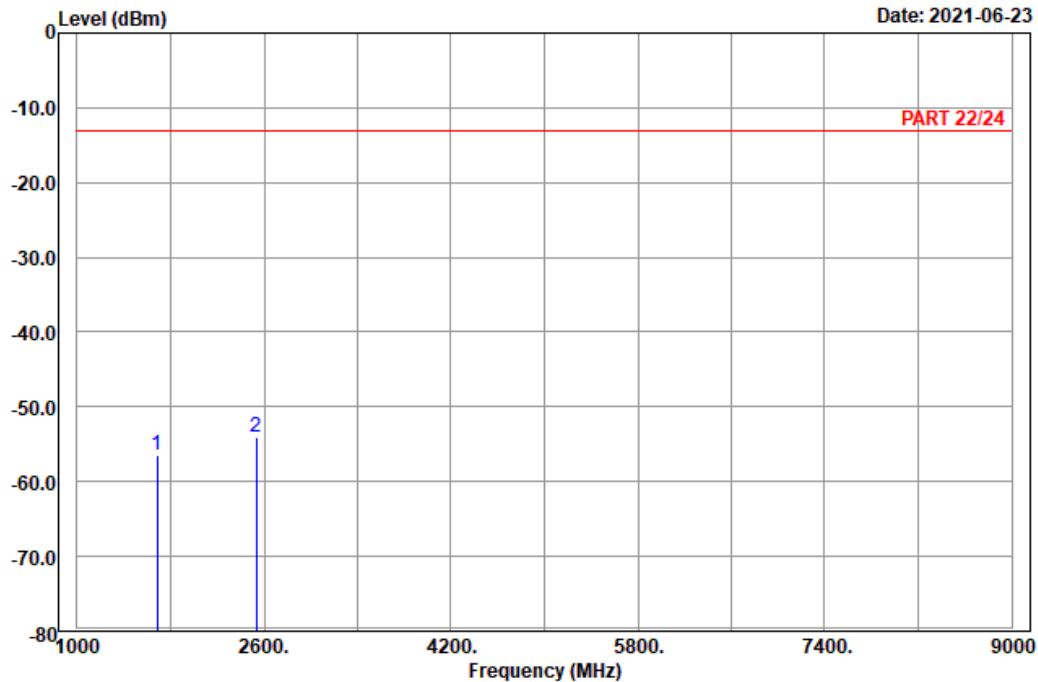


Bureau Veritas Consumer Products Services Ltd., Taoyuan Branch

A D T

Data: 5

Date: 2021-06-23



Site : 966 chamber 1
 Condition: PART 22/24 Horizontal
 Remark : LTE_Band 5_Link_H-Ch
 Tested by: Karl Lee

	Freq	Level	Read Level	Factor	Limit Line	Over Limit	Remark
	MHz	dBm	dBm	dB	dBm	dB	
1	1688.00	-56.44	-64.46	8.02	-13.00	-43.44	Peak
2	2532.00	-54.07	-65.45	11.38	-13.00	-41.07	Peak

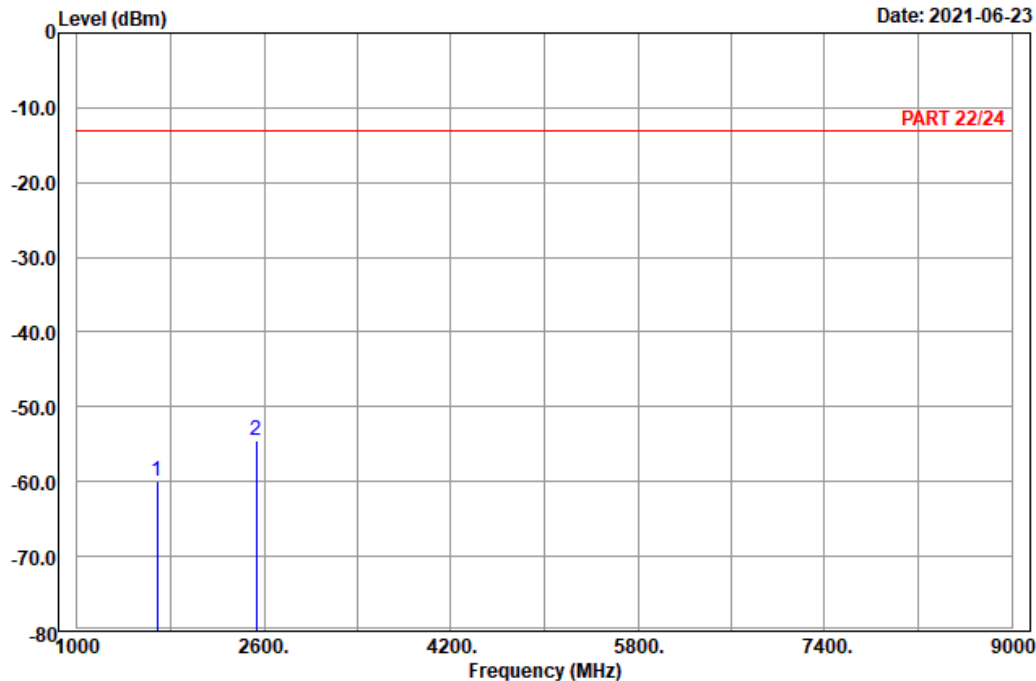


Bureau Veritas Consumer Products Services Ltd., Taoyuan Branch

A D T

Data: 6

Date: 2021-06-23



Site : 966 chamber 1
 Condition: PART 22/24 Vertical
 Remark : LTE_Band 5_Link_H-Ch
 Tested by: Karl Lee

	Freq	Level	Read Level	Factor	Limit Line	Over Limit	Remark
	MHz	dBm	dBm	dB	dBm	dB	
1	1688.00	-59.99	-68.01	8.02	-13.00	-46.99	Peak
2	pp 2532.00	-54.47	-65.85	11.38	-13.00	-41.47	Peak

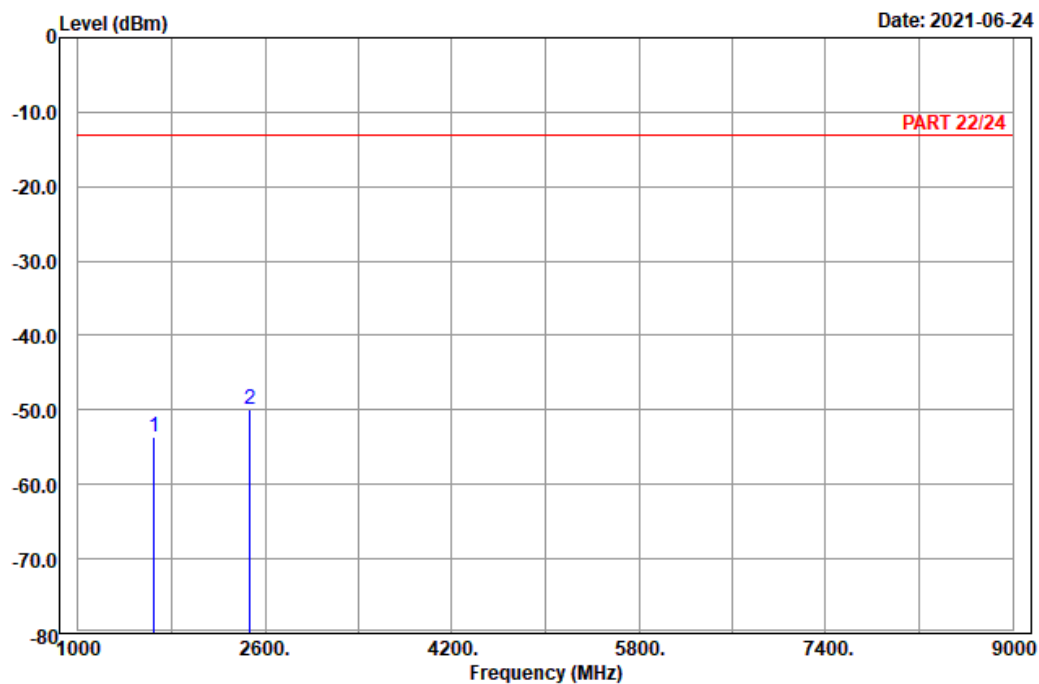
LTE Band 26
Channel Bandwidth: 1.4 MHz / QPSK
Low Channel



Bureau Veritas Consumer Products Services Ltd., Taoyuan Branch

A D T

Data: 5



Site : 966 chamber 1
Condition: PART 22/24 Horizontal
Remark : LTE_Band 26_Link_L-Ch
Tested by: Karl Lee

	Read	Limit	Over				
Freq	Level	Level	Line	Limit	Factor	Remark	
MHz	dBm	dBm	dBm	dB	dB		
1	1649.40	-53.72	-61.45	-13.00	-40.72	7.73	Peak
2 pp	2474.10	-49.84	-60.87	-13.00	-36.84	11.03	Peak

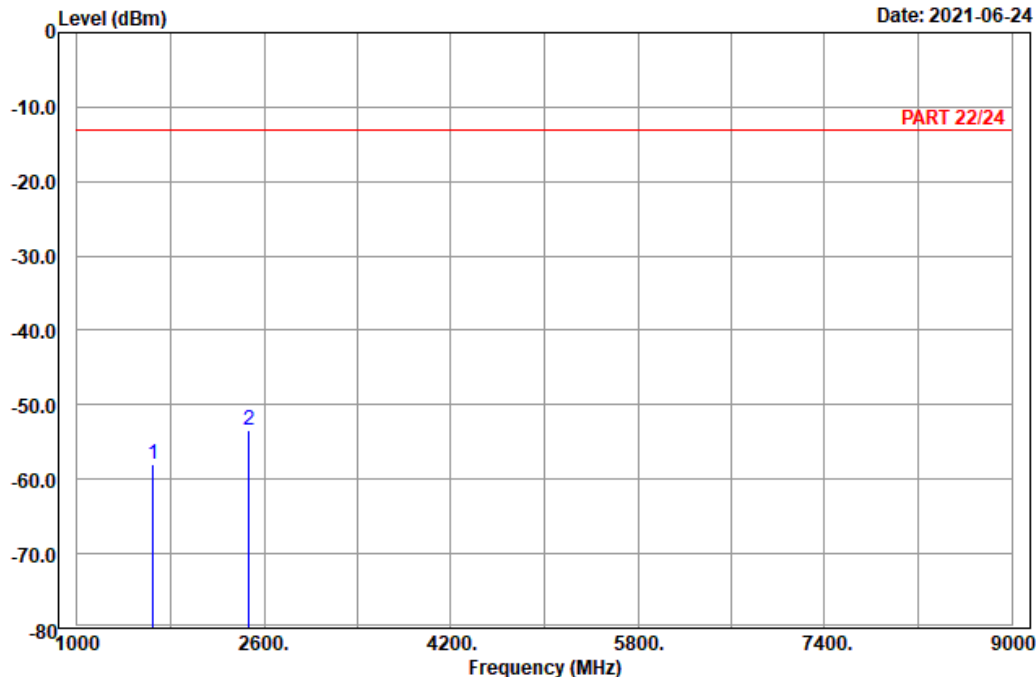


Bureau Veritas Consumer Products Services Ltd., Taoyuan Branch

A D T

Data: 6

Date: 2021-06-24



Site : 966 chamber 1
 Condition: PART 22/24 Vertical
 Remark : LTE_Band 26_Link_L-Ch
 Tested by: Karl Lee

	Freq	Level	Read Level	Limit Line	Over Limit	Factor	Remark
	MHz	dBm	dBm	dBm	dB	dB	
1	1649.40	-57.99	-65.72	-13.00	-44.99	7.73	Peak
2 pp	2474.10	-53.47	-64.50	-13.00	-40.47	11.03	Peak

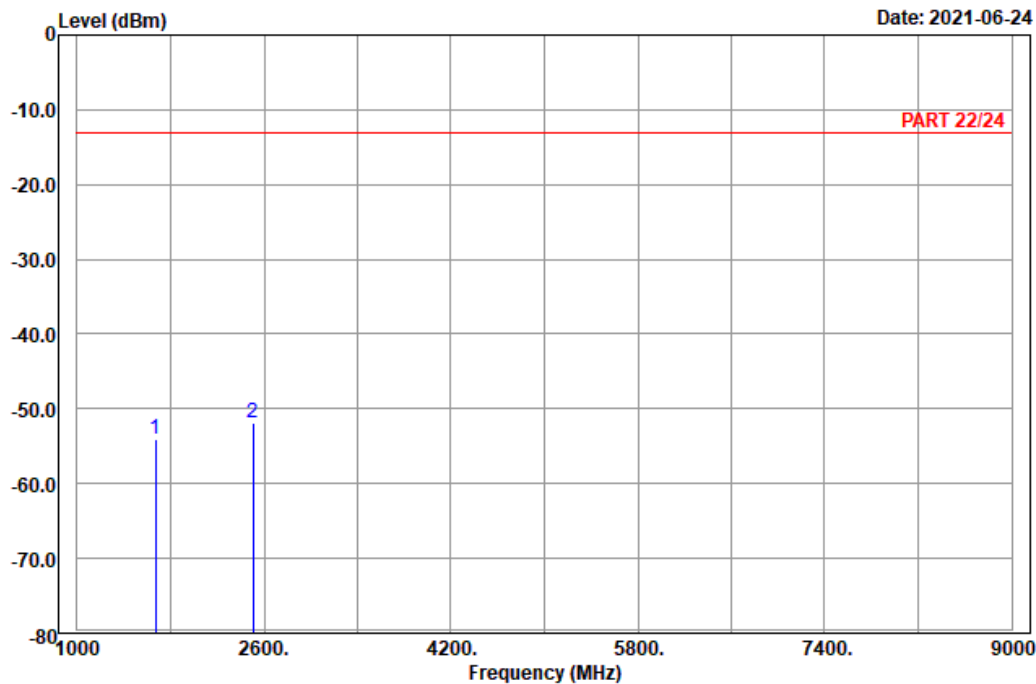
Middle Channel



Bureau Veritas Consumer Products Services Ltd., Taoyuan Branch

A D T

Data: 5



Site : 966 chamber 1
 Condition: PART 22/24 Horizontal
 Remark : LTE_Band 26_Link_M-Ch
 Tested by: Karl Lee

	Freq	Level	Read Level	Factor	Limit Line	Over Limit	Remark
	MHz	dBm	dBm	dB	dBm	dB	
1	1673.00	-54.08	-61.99	7.91	-13.00	-41.08	Peak
2	pp 2509.50	-51.97	-63.25	11.28	-13.00	-38.97	Peak

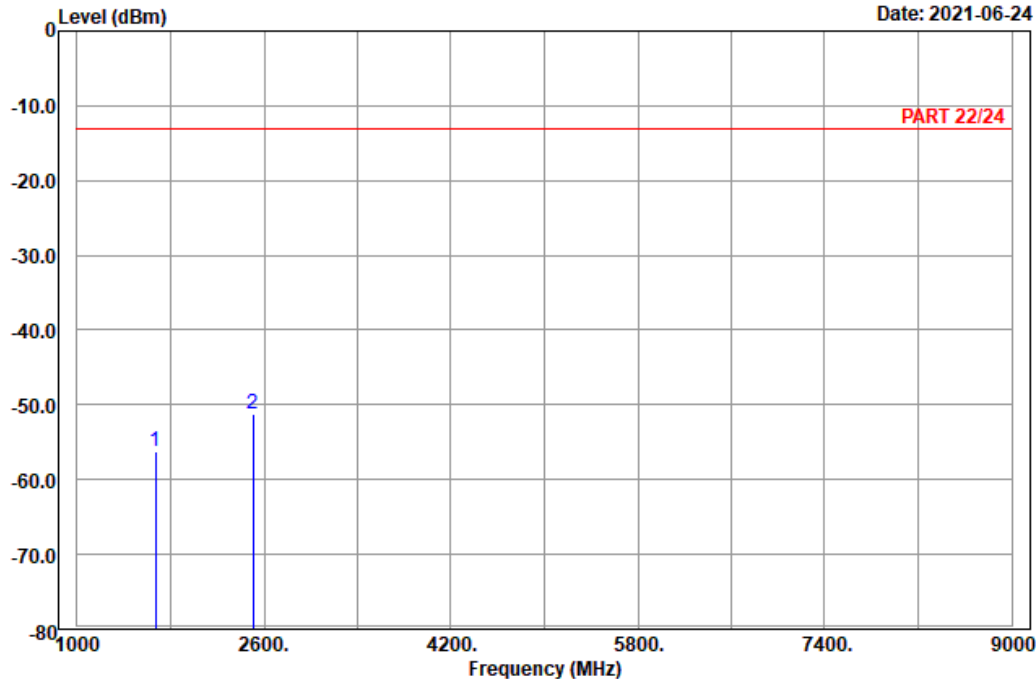


Bureau Veritas Consumer Products Services Ltd., Taoyuan Branch

A D T

Data: 6

Date: 2021-06-24



Site : 966 chamber 1
 Condition: PART 22/24 Vertical
 Remark : LTE_Band 26_Link_M-Ch
 Tested by: Karl Lee

	Freq	Level	Read Level	Factor	Limit Line	Over Limit	Remark
	MHz	dBm	dBm	dB	dBm	dB	
1	1673.00	-56.32	-64.23	7.91	-13.00	-43.32	Peak
2	pp 2509.50	-51.30	-62.58	11.28	-13.00	-38.30	Peak

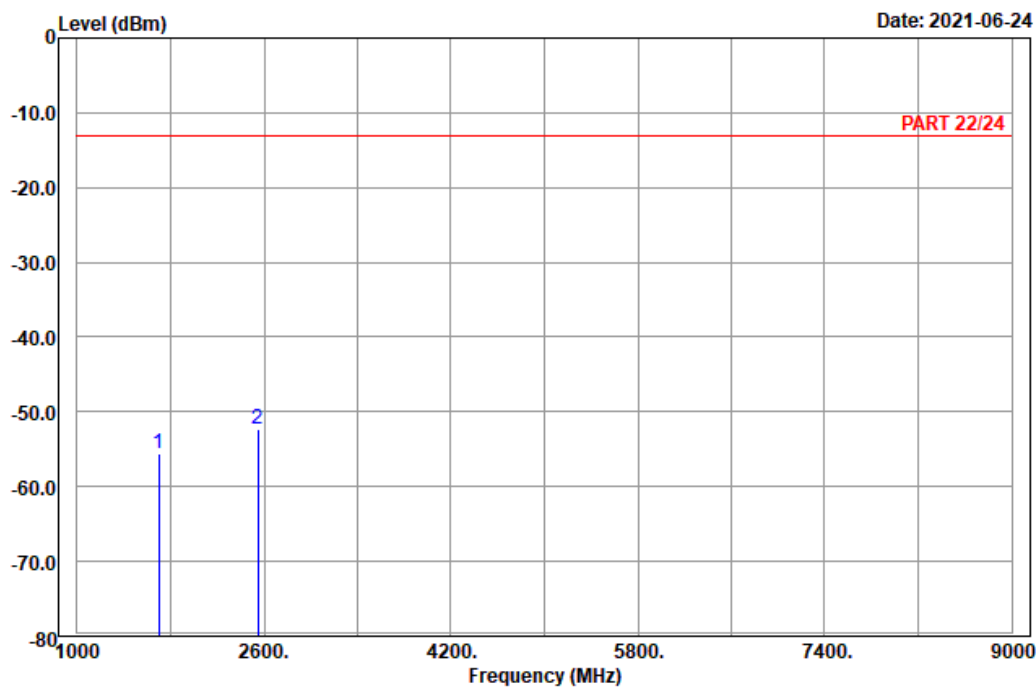
High Channel



Bureau Veritas Consumer Products Services Ltd., Taoyuan Branch

A D T

Data: 5



Site : 966 chamber 1
 Condition: PART 22/24 Horizontal
 Remark : LTE_Band 26_Link_H-Ch
 Tested by: Karl Lee

	Freq	Level	Read Level	Factor	Limit Line	Over Limit	Remark
	MHz	dBm	dBm	dB	dBm	dB	
1	1696.60	-55.59	-63.73	8.14	-13.00	-42.59	Peak
2	pp 2544.90	-52.37	-63.84	11.47	-13.00	-39.37	Peak

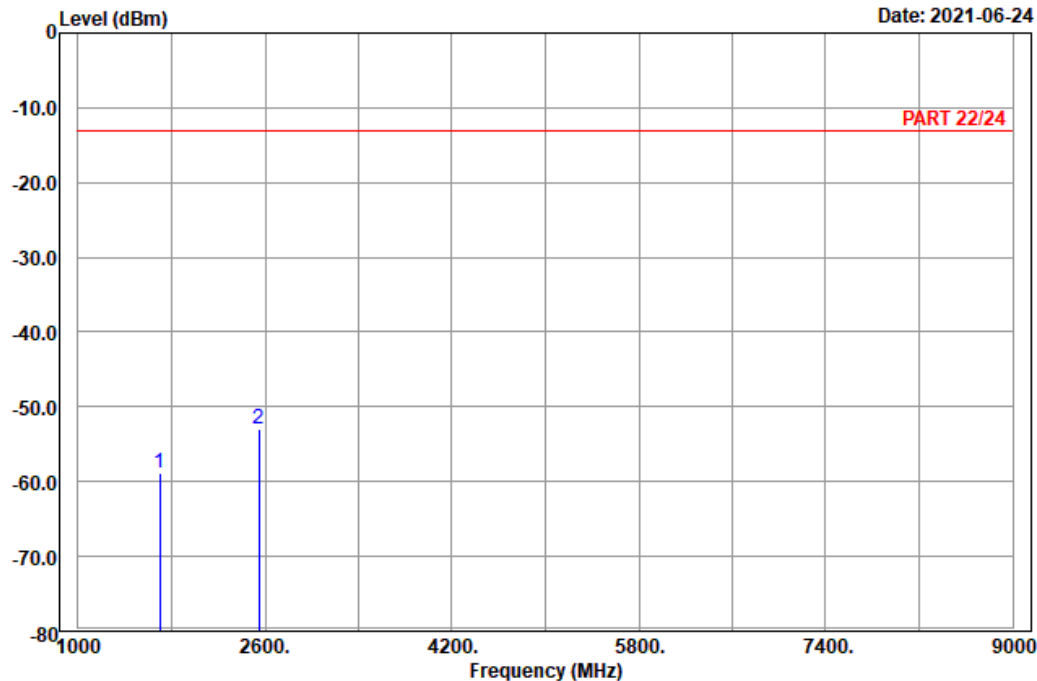


Bureau Veritas Consumer Products Services Ltd., Taoyuan Branch

A D T

Data: 6

Date: 2021-06-24



Site : 966 chamber 1
 Condition: PART 22/24 Vertical
 Remark : LTE_Band 26_Link_H-Ch
 Tested by: Karl Lee

	Freq	Level	Read Level	Factor	Limit Line	Over Limit	Remark
	MHz	dBm	dBm	dB	dBm	dB	
1	1696.60	-58.92	-67.06	8.14	-13.00	-45.92	Peak
2	2544.90	-53.07	-64.54	11.47	-13.00	-40.07	Peak

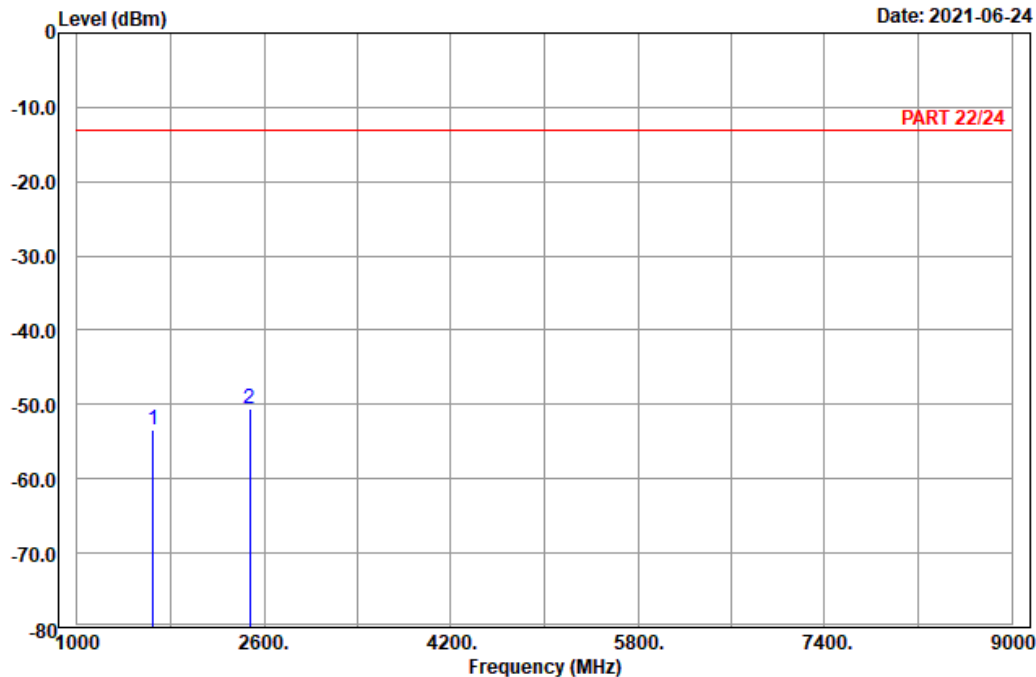
Channel Bandwidth: 5 MHz / QPSK
Low Channel



Bureau Veritas Consumer Products Services Ltd., Taoyuan Branch

A D T

Data: 5



Site : 966 chamber 1
Condition: PART 22/24 Horizontal
Remark : LTE_Band 26_Link_L-Ch
Tested by: Karl Lee

	Freq	Level	Read Level	Factor	Limit Line	Over Limit	Remark
	MHz	dBm	dBm	dB	dBm	dB	
1	1653.00	-53.38	-61.11	7.73	-13.00	-40.38	Peak
2	2479.50	-50.58	-61.61	11.03	-13.00	-37.58	Peak

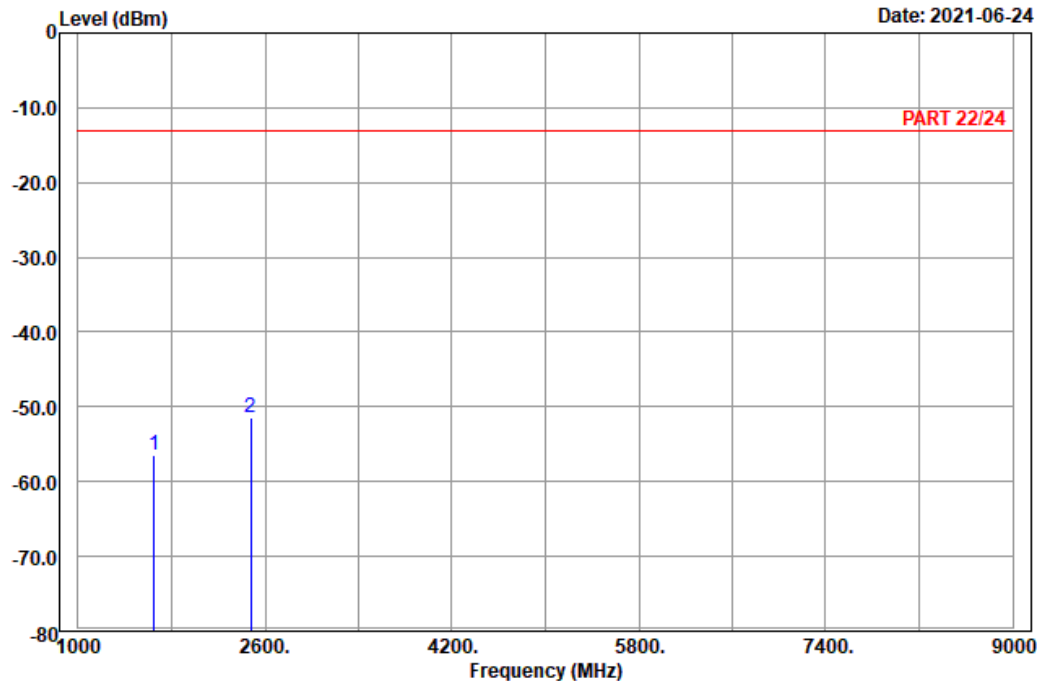


Bureau Veritas Consumer Products Services Ltd., Taoyuan Branch

A D T

Data: 6

Date: 2021-06-24



Site : 966 chamber 1
 Condition: PART 22/24 Vertical
 Remark : LTE_Band 26_Link_L-Ch
 Tested by: Karl Lee

	Freq	Level	Read Level	Factor	Limit Line	Over Limit	Remark
	MHz	dBm	dBm	dB	dBm	dB	
1	1653.00	-56.44	-64.17	7.73	-13.00	-43.44	Peak
2	2479.50	-51.45	-62.48	11.03	-13.00	-38.45	Peak

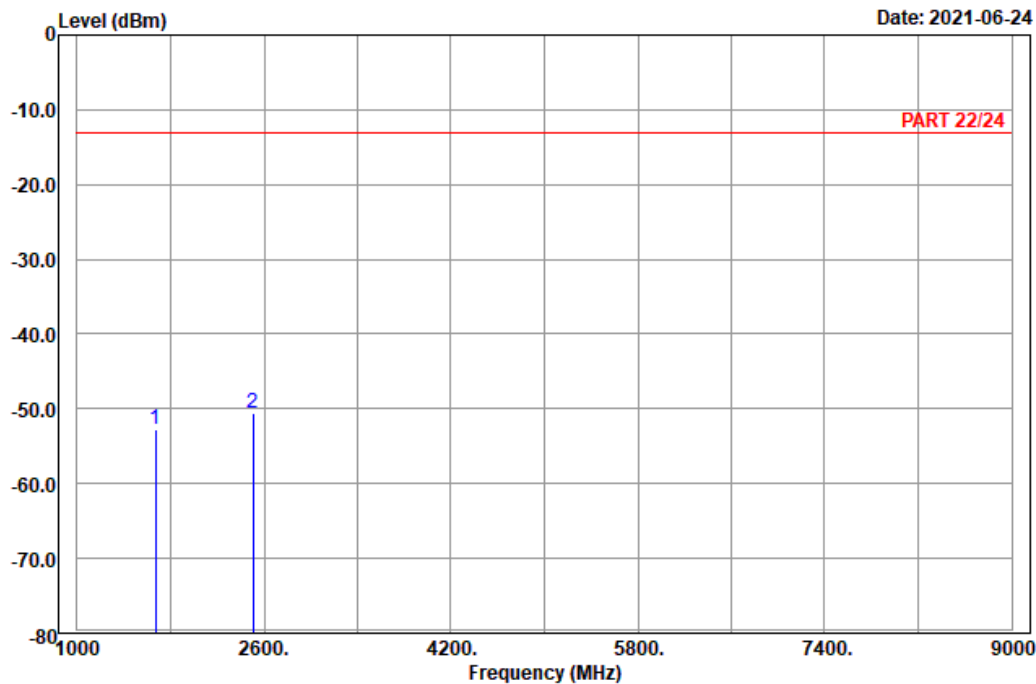
Middle Channel



Bureau Veritas Consumer Products Services Ltd., Taoyuan Branch

A D T

Data: 5



Site : 966 chamber 1
 Condition: PART 22/24 Horizontal
 Remark : LTE_Band 26_Link_M-Ch
 Tested by: Karl Lee

	Freq	Level	Read Level	Factor	Limit Line	Over Limit	Remark
	MHz	dBm	dBm	dB	dBm	dB	
1	1673.00	-52.75	-60.66	7.91	-13.00	-39.75	Peak
2	2509.50	-50.47	-61.75	11.28	-13.00	-37.47	Peak

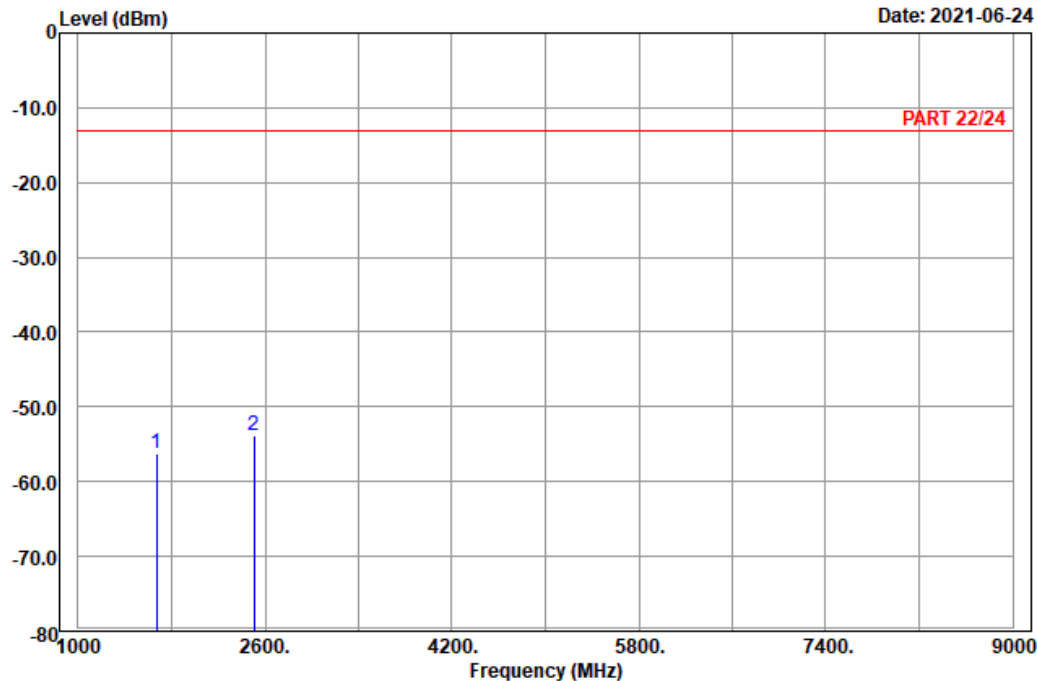


Bureau Veritas Consumer Products Services Ltd., Taoyuan Branch

A D T

Data: 6

Date: 2021-06-24



Site : 966 chamber 1
 Condition: PART 22/24 Vertical
 Remark : LTE_Band 26_Link_M-Ch
 Tested by: Karl Lee

	Freq	Level	Read Level	Factor	Limit Line	Over Limit	Remark
	MHz	dBm	dBm	dB	dBm	dB	
1	1673.00	-56.22	-64.13	7.91	-13.00	-43.22	Peak
2	pp 2509.50	-53.94	-65.22	11.28	-13.00	-40.94	Peak

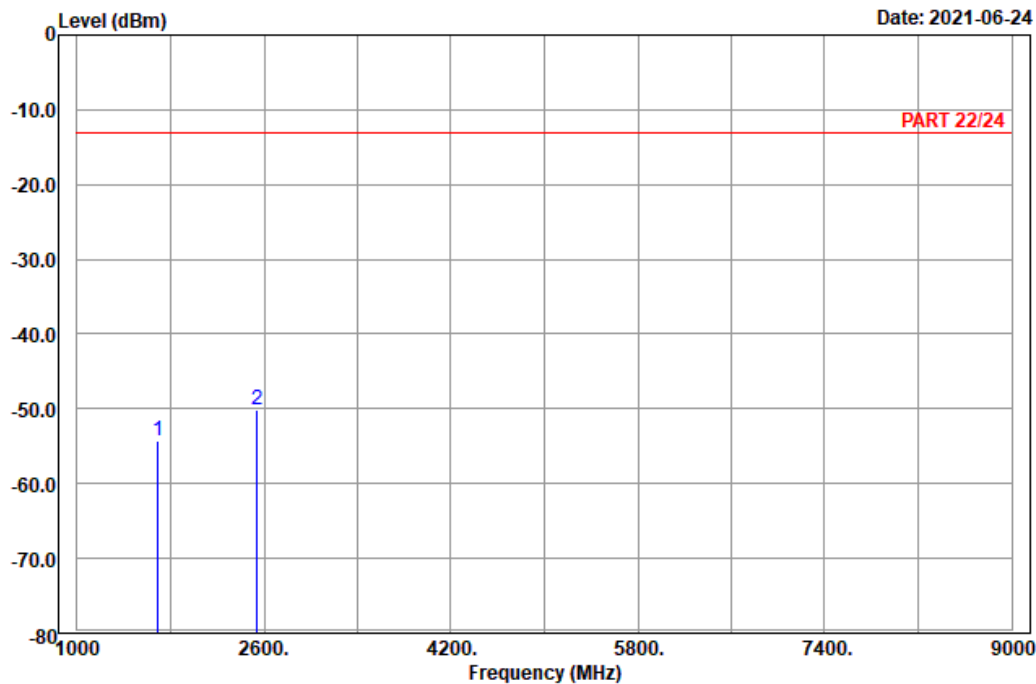
High Channel



Bureau Veritas Consumer Products Services Ltd., Taoyuan Branch

A D T

Data: 5



Site : 966 chamber 1
 Condition: PART 22/24 Horizontal
 Remark : LTE_Band 26_Link_H-Ch
 Tested by: Karl Lee

	Freq	Level	Read Level	Factor	Limit Line	Over Limit	Remark
	MHz	dBm	dBm	dB	dBm	dB	
1	1693.00	-54.21	-62.23	8.02	-13.00	-41.21	Peak
2	2539.50	-50.23	-61.70	11.47	-13.00	-37.23	Peak

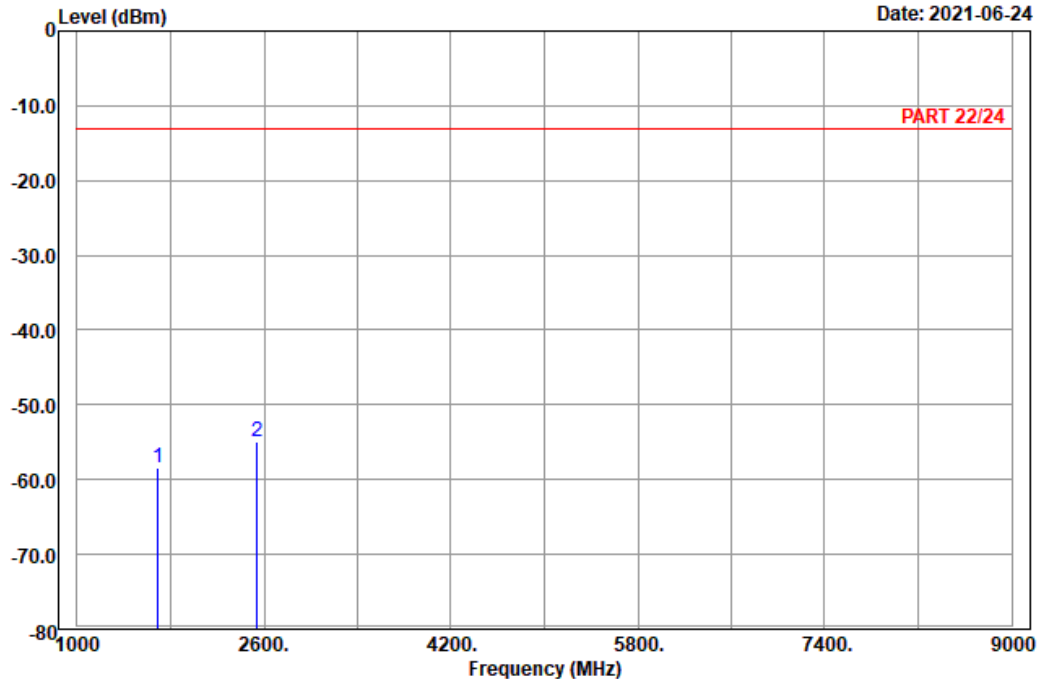


Bureau Veritas Consumer Products Services Ltd., Taoyuan Branch

A D T

Data: 6

Date: 2021-06-24



Site : 966 chamber 1
 Condition: PART 22/24 Vertical
 Remark : LTE_Band 26_Link_H-Ch
 Tested by: Karl Lee

	Freq	Level	Read Level	Factor	Limit Line	Over Limit	Remark
	MHz	dBm	dBm	dB	dBm	dB	
1	1693.00	-58.39	-66.41	8.02	-13.00	-45.39	Peak
2	2539.50	-54.95	-66.42	11.47	-13.00	-41.95	Peak

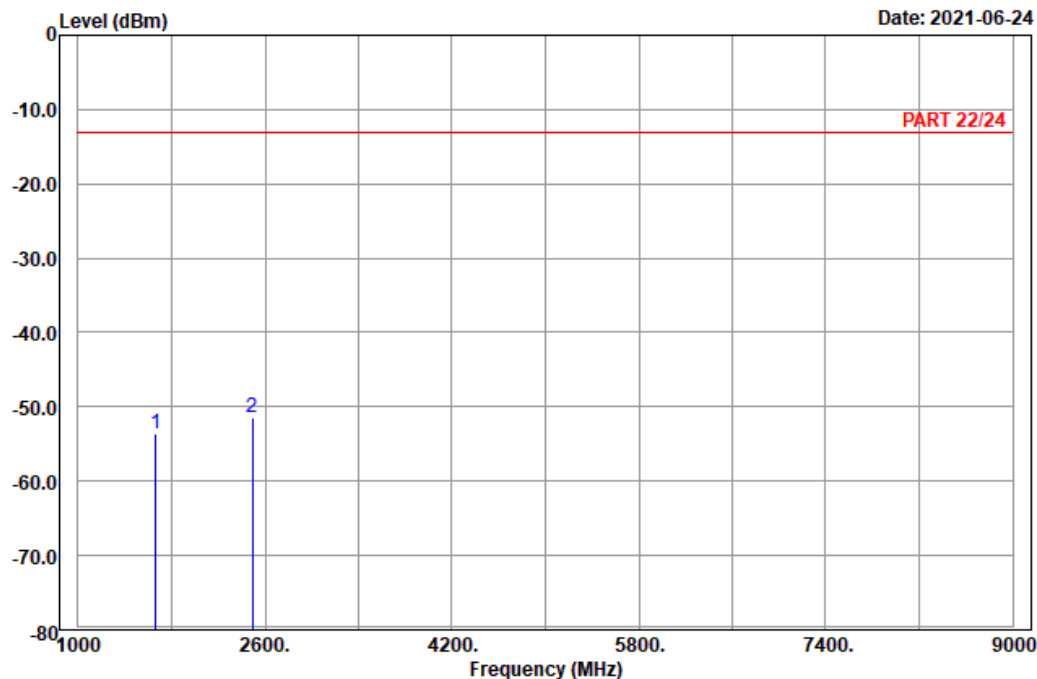
Channel Bandwidth: 15 MHz / QPSK
Low Channel



Bureau Veritas Consumer Products Services Ltd., Taoyuan Branch

A D T

Data: 5



Site : 966 chamber 1
Condition: PART 22/24 Horizontal
Remark : LTE_Band 26_Link_L-Ch
Tested by: Karl Lee

	Freq	Level	Read Level	Factor	Limit Line	Over Limit	Remark
	MHz	dBm	dBm	dB	dBm	dB	
1	1663.00	-53.70	-61.61	7.91	-13.00	-40.70	Peak
2	2494.50	-51.52	-62.56	11.04	-13.00	-38.52	Peak

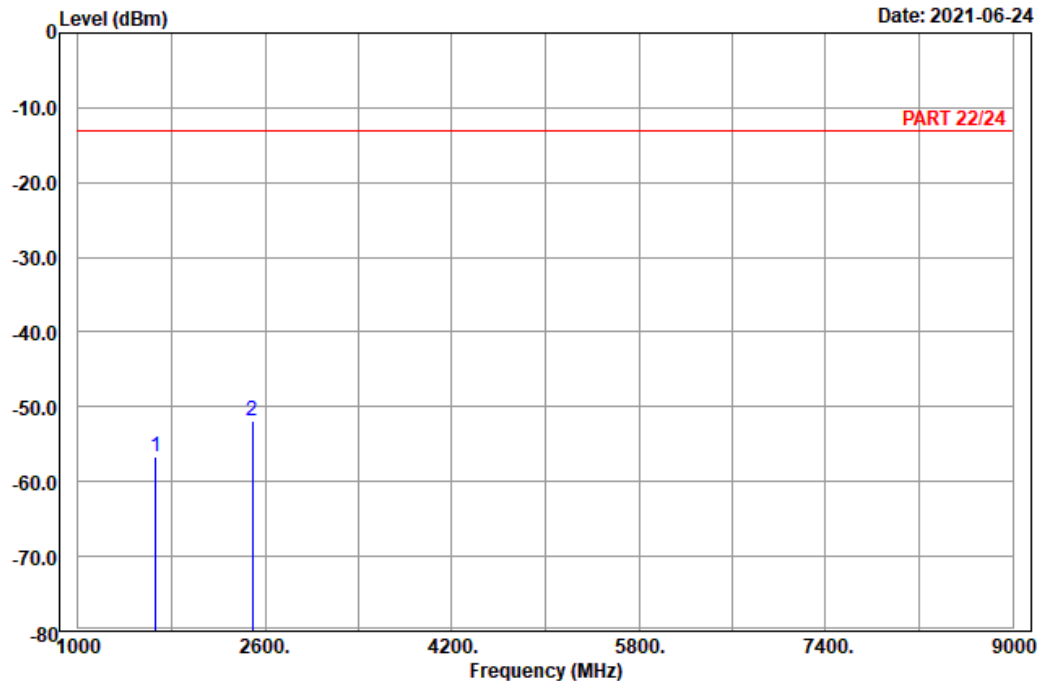


Bureau Veritas Consumer Products Services Ltd., Taoyuan Branch

A D T

Data: 6

Date: 2021-06-24



Site : 966 chamber 1
 Condition: PART 22/24 Vertical
 Remark : LTE_Band 26_Link_L-Ch
 Tested by: Karl Lee

	Freq	Level	Read Level	Factor	Limit Line	Over Limit	Remark
	MHz	dBm	dBm	dB	dBm	dB	
1	1663.00	-56.77	-64.68	7.91	-13.00	-43.77	Peak
2	pp 2494.50	-51.97	-63.01	11.04	-13.00	-38.97	Peak

Middle Channel

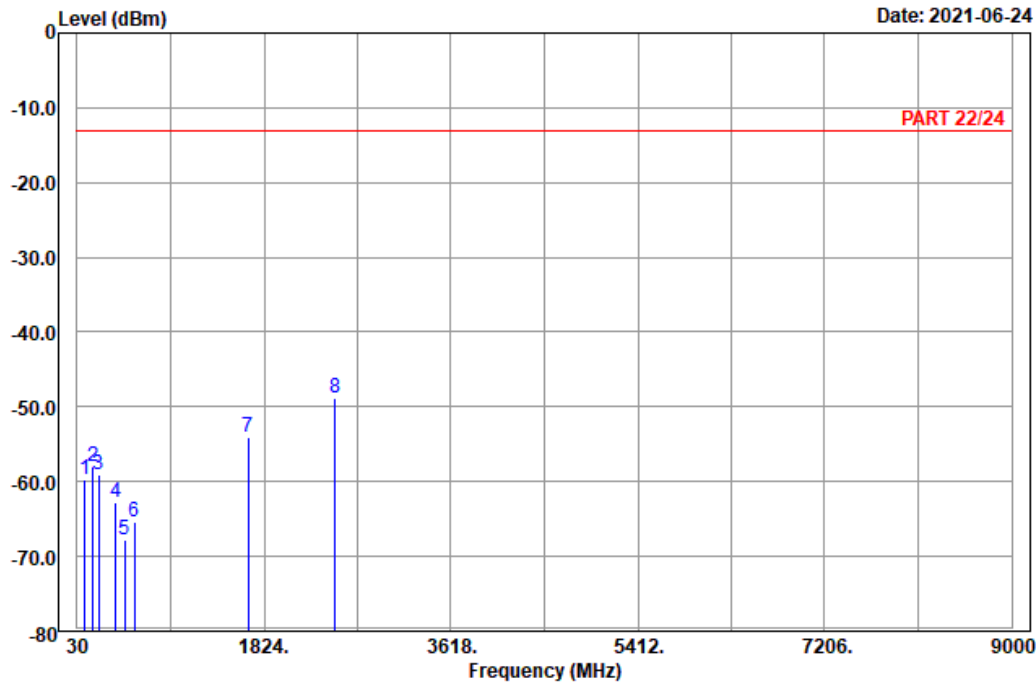


Bureau Veritas Consumer Products Services Ltd., Taoyuan Branch

A D T

Data: 9

Date: 2021-06-24



Site : 966 chamber 1
 Condition: PART 22/24 Horizontal
 Remark : LTE_Band 26_Link_M-Ch
 Tested by: Karl Lee

	Freq	Level	Read Level	Factor	Limit Line	Over Limit	Remark
	MHz	dBm	dBm	dB	dBm	dB	
1	106.14	-59.69	-50.27	-9.42	-13.00	-46.69	Peak
2	185.52	-57.98	-52.33	-5.65	-13.00	-44.98	Peak
3	237.36	-59.16	-53.48	-5.68	-13.00	-46.16	Peak
4	401.50	-62.68	-59.90	-2.78	-13.00	-49.68	Peak
5	486.20	-67.81	-62.94	-4.87	-13.00	-54.81	Peak
6	582.80	-65.42	-65.12	-0.30	-13.00	-52.42	Peak
7	1673.00	-54.02	-61.93	7.91	-13.00	-41.02	Peak
8 pp	2509.50	-48.79	-60.07	11.28	-13.00	-35.79	Peak

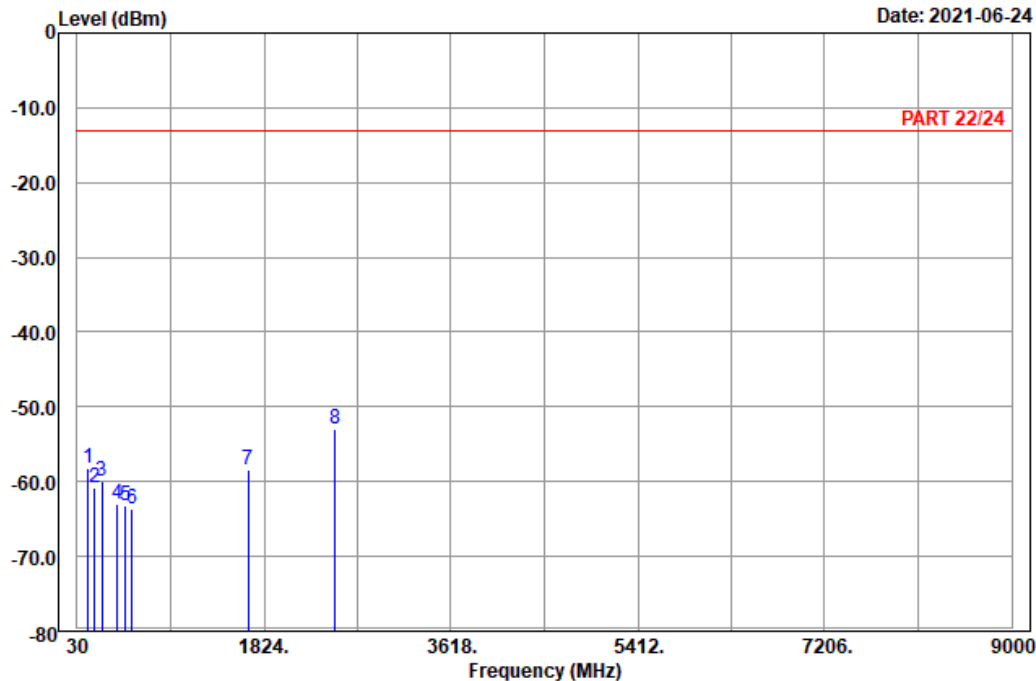


Bureau Veritas Consumer Products Services Ltd., Taoyuan Branch

A D T

Data: 10

Date: 2021-06-24



Site : 966 chamber 1
 Condition: PART 22/24 Vertical
 Remark : LTE_Band 26_Link_M-Ch
 Tested by: Karl Lee

	Freq	Level	Read Level	Factor	Limit Line	Over Limit	Remark
	MHz	dBm	dBm	dB	dBm	dB	
1	134.22	-58.13	-50.47	-7.66	-13.00	-45.13	Peak
2	197.40	-60.83	-54.74	-6.09	-13.00	-47.83	Peak
3	266.25	-59.93	-54.27	-5.66	-13.00	-46.93	Peak
4	414.10	-63.01	-59.95	-3.06	-13.00	-50.01	Peak
5	496.00	-63.13	-57.99	-5.14	-13.00	-50.13	Peak
6	552.70	-63.55	-62.01	-1.54	-13.00	-50.55	Peak
7	1673.00	-58.33	-66.24	7.91	-13.00	-45.33	Peak
8 pp	2509.50	-52.90	-64.18	11.28	-13.00	-39.90	Peak

High Channel

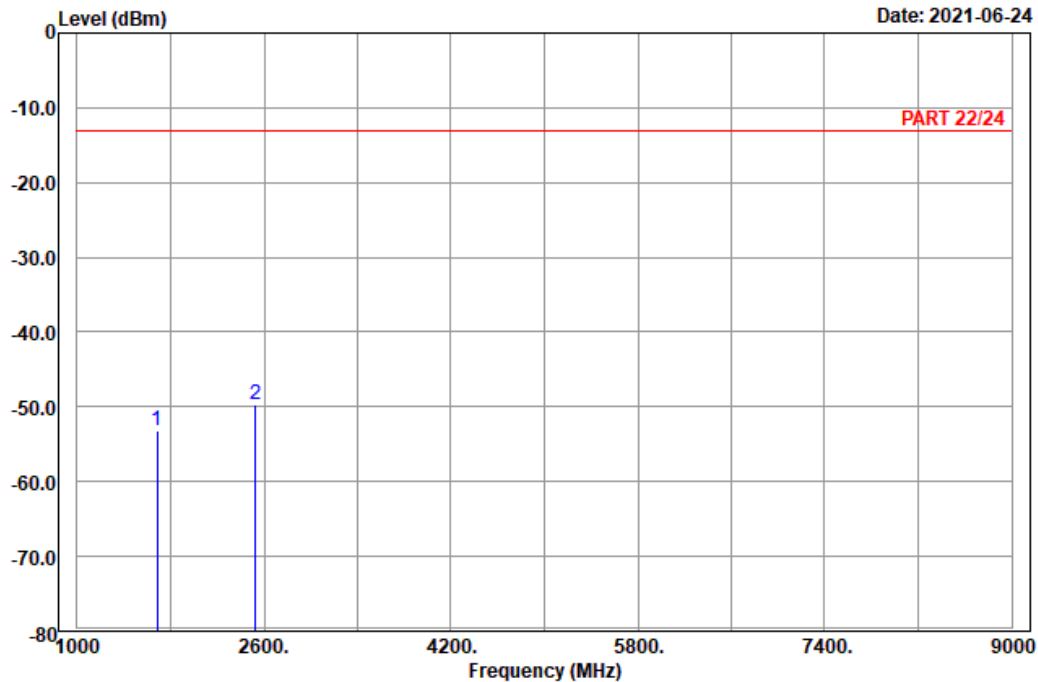


Bureau Veritas Consumer Products Services Ltd., Taoyuan Branch

A D T

Data: 5

Date: 2021-06-24



Site : 966 chamber 1
 Condition: PART 22/24 Horizontal
 Remark : LTE_Band 26_Link_H-Ch
 Tested by: Karl Lee

	Freq	Level	Read Level	Factor	Limit Line	Over Limit	Remark
	MHz	dBm	dBm	dB	dBm	dB	
1	1683.00	-53.18	-61.20	8.02	-13.00	-40.18	Peak
2	2524.50	-49.62	-61.00	11.38	-13.00	-36.62	Peak

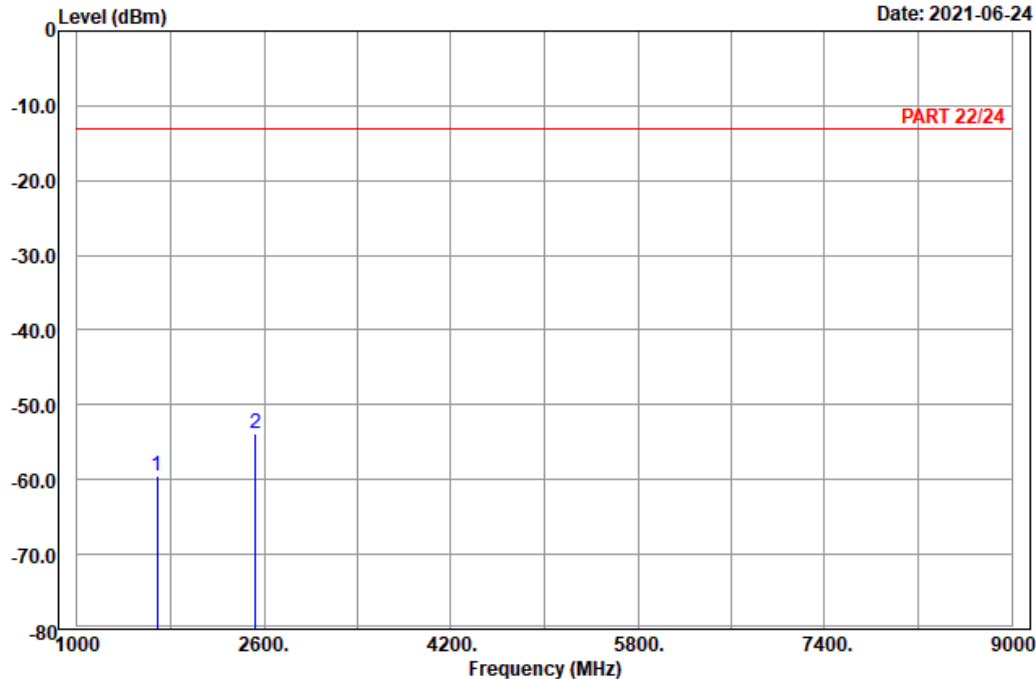


Bureau Veritas Consumer Products Services Ltd., Taoyuan Branch

A D T

Data: 6

Date: 2021-06-24



Site : 966 chamber 1
 Condition: PART 22/24 Vertical
 Remark : LTE_Band 26_Link_H-Ch
 Tested by: Karl Lee

	Freq	Level	Read Level	Factor	Limit Line	Over Limit	Remark
	MHz	dBm	dBm	dB	dBm	dB	
1	1683.00	-59.61	-67.63	8.02	-13.00	-46.61	Peak
2	pp 2524.50	-53.79	-65.17	11.38	-13.00	-40.79	Peak

5 Pictures of Test Arrangements

Please refer to the attached file (Test Setup Photo).

Appendix – Information of the Testing Laboratories

We, Bureau Veritas Consumer Products Services (H.K.) Ltd., Taoyuan Branch, were founded in 1988 to provide our best service in EMC, Radio, Telecom and Safety consultation. Our laboratories are FCC recognized accredited test firms and accredited according to ISO/IEC 17025.

If you have any comments, please feel free to contact us at the following:

Lin Kou EMC/RF Lab

Tel: 886-2-26052180

Fax: 886-2-26051924

Hsin Chu EMC/RF/Telecom Lab

Tel: 886-3-6668565

Fax: 886-3-6668323

Hwa Ya EMC/RF/Safety Lab

Tel: 886-3-3183232

Fax: 886-3-3270892

Email: service.adt@tw.bureauveritas.com

Web Site: www.bureauveritas-adt.com

The address and road map of all our labs can be found in our web site also.

--- END ---