

## Appendix C. Setup Photographs


### <Radiated Emission>

X Plane for LTE Band 2, 5, 12, 13, 71

LF



HF




**Y Plane for LTE Band 4**

**LF**



**HF**




Z Plane for LTE Band 41\_HPUE

LF



HF



————THE END————