

Appendix C. Setup Photographs


<Radiated Emission>

X Plane for ENDC 7A_n5A, 7A_n71A

LF




HF




Y Plane for ENDC 12A_n2A, 5A_n66A

LF



HF



————THE END————