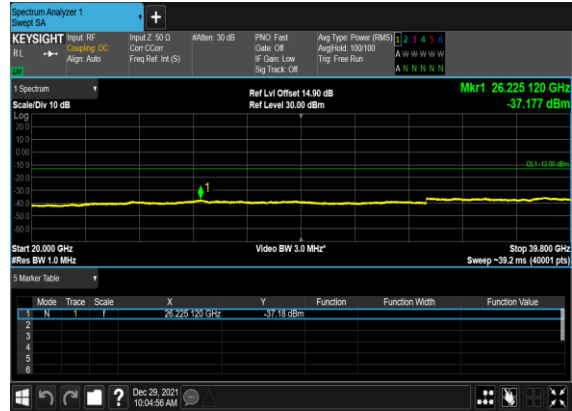




B5_N77(100M)_DFT-s-OFDM_BPSK_Edge_1RB_Left_Low_CH



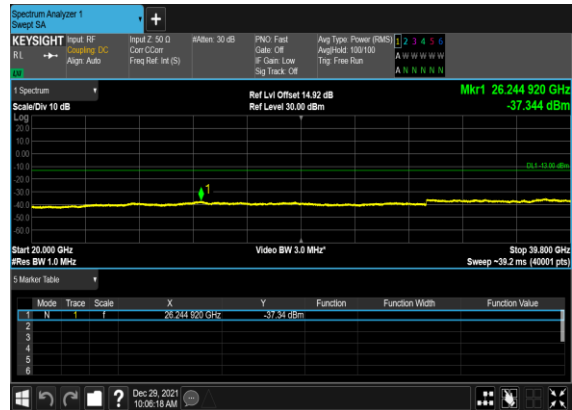
B5_N77(100M)_DFT-s-OFDM_BPSK_Edge_1RB_Left_Low_CH



B5_N77(100M)_DFT-s-OFDM_QPSK_Edge_1RB_Left_Low_CH



B5_N77(100M)_DFT-s-OFDM_QPSK_Edge_1RB_Left_Low_CH

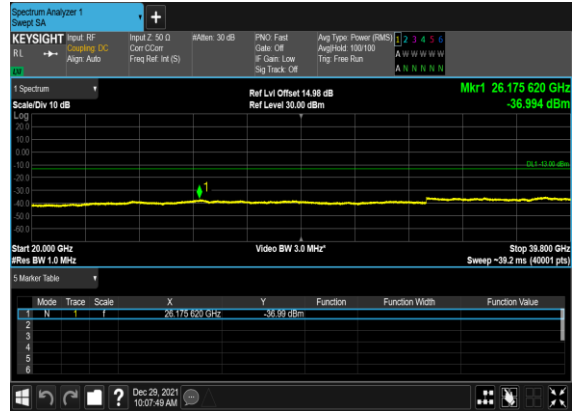




B5_N77(100M)_DFT-s-OFDM_BPSK_Edge_1RB_Left_Mid_CH



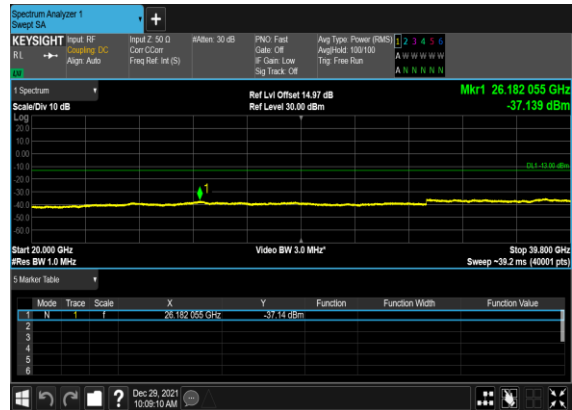
B5_N77(100M)_DFT-s-OFDM_BPSK_Edge_1RB_Left_Mid_CH



B5_N77(100M)_DFT-s-OFDM_QPSK_Edge_1RB_Left_Mid_CH



B5_N77(100M)_DFT-s-OFDM_QPSK_Edge_1RB_Left_Mid_CH

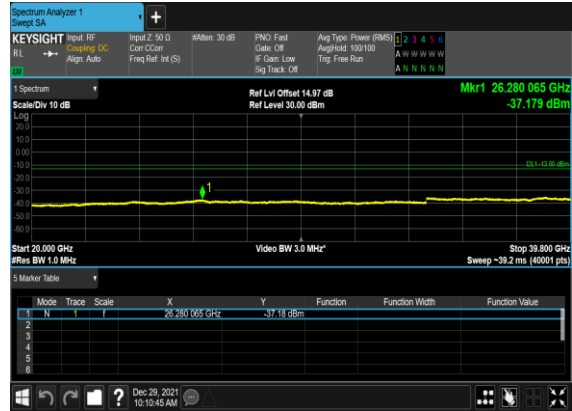




B5_N77(100M)_DFT-s-OFDM_BPSK_Edge_1RB_Left_High_CH



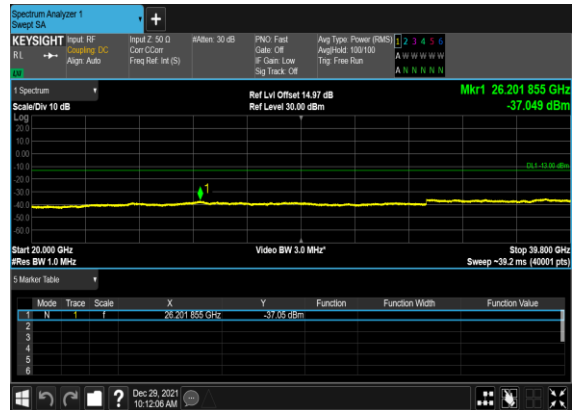
B5_N77(100M)_DFT-s-OFDM_BPSK_Edge_1RB_Left_High_CH



B5_N77(100M)_DFT-s-OFDM_QPSK_Edge_1RB_Left_High_CH



B5_N77(100M)_DFT-s-OFDM_QPSK_Edge_1RB_Left_High_CH



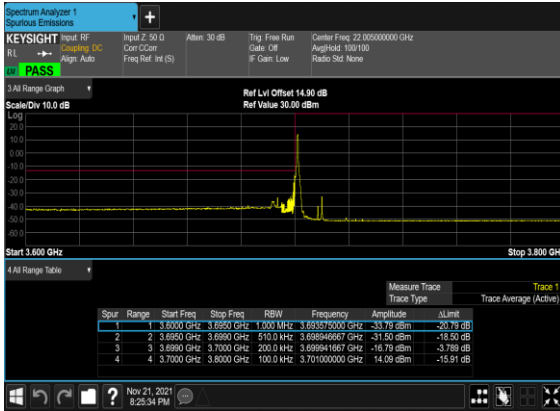


Conducted Band Edge

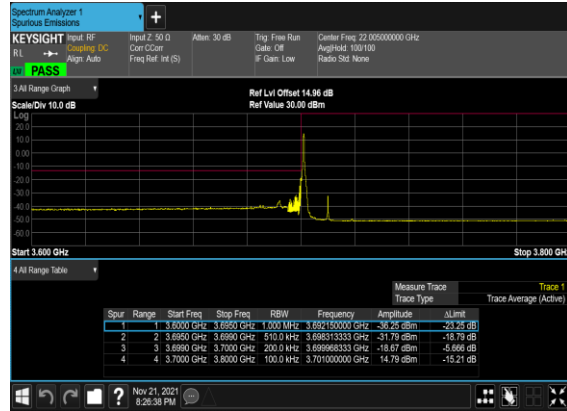
NR Band	SCS (kHz)	Bandwidth (MHz)	Arfcn	Freq (MHz)	Modulation	RB	Result	Verdict
77	30	20	647334	3710.01	DFT-s-OFDM BPSK	1@0	see graph	PASS
77	30	20	647334	3710.01	DFT-s-OFDM QPSK	1@0	see graph	PASS
77	30	20	647334	3710.01	DFT-s-OFDM BPSK	50@0	see graph	PASS
77	30	20	647334	3710.01	DFT-s-OFDM QPSK	50@0	see graph	PASS
77	30	20	664666	3969.99	DFT-s-OFDM BPSK	1@50	see graph	PASS
77	30	20	664666	3969.99	DFT-s-OFDM QPSK	1@50	see graph	PASS
77	30	20	664666	3969.99	DFT-s-OFDM BPSK	50@0	see graph	PASS
77	30	20	664666	3969.99	DFT-s-OFDM QPSK	50@0	see graph	PASS
77	30	60	648668	3730.02	DFT-s-OFDM BPSK	1@0	see graph	PASS
77	30	60	648668	3730.02	DFT-s-OFDM QPSK	1@0	see graph	PASS
77	30	60	648668	3730.02	DFT-s-OFDM BPSK	162@0	see graph	PASS
77	30	60	648668	3730.02	DFT-s-OFDM QPSK	162@0	see graph	PASS
77	30	60	663332	3949.98	DFT-s-OFDM BPSK	1@161	see graph	PASS
77	30	60	663332	3949.98	DFT-s-OFDM QPSK	1@161	see graph	PASS
77	30	60	663332	3949.98	DFT-s-OFDM BPSK	162@0	see graph	PASS
77	30	60	663332	3949.98	DFT-s-OFDM QPSK	162@0	see graph	PASS
77	30	100	650000	3750.0	DFT-s-OFDM BPSK	1@0	see graph	PASS
77	30	100	650000	3750.0	DFT-s-OFDM QPSK	1@0	see graph	PASS
77	30	100	650000	3750.0	DFT-s-OFDM BPSK	270@0	see graph	PASS
77	30	100	650000	3750.0	DFT-s-OFDM QPSK	270@0	see graph	PASS
77	30	100	662000	3930.0	DFT-s-OFDM BPSK	1@272	see graph	PASS
77	30	100	662000	3930.0	DFT-s-OFDM QPSK	1@272	see graph	PASS
77	30	100	662000	3930.0	DFT-s-OFDM BPSK	270@0	see graph	PASS
77	30	100	662000	3930.0	DFT-s-OFDM QPSK	270@0	see graph	PASS



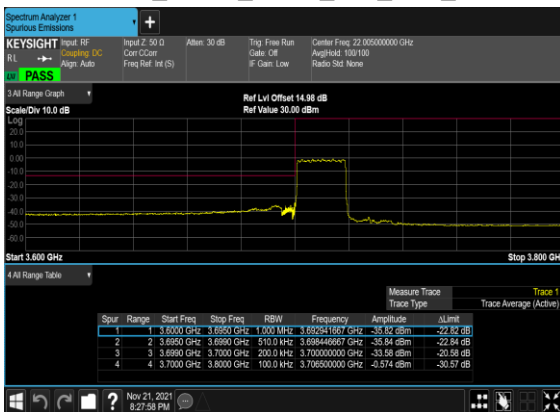
B5_N77(20M)_DFT-s-OFDM_BPSK_Edge_1RB_Left_Low_CH



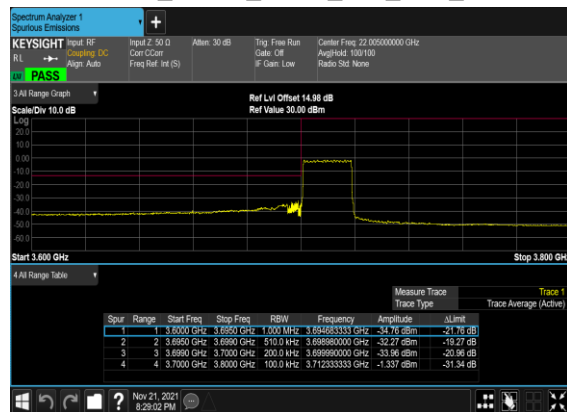
B5_N77(20M)_DFT-s-OFDM_QPSK_Edge_1RB_Left_Low_CH



B5_N77(20M)_DFT-s-OFDM_BPSK_Outer_Full_Low_CH



B5_N77(20M)_DFT-s-OFDM_QPSK_Outer_Full_Low_CH

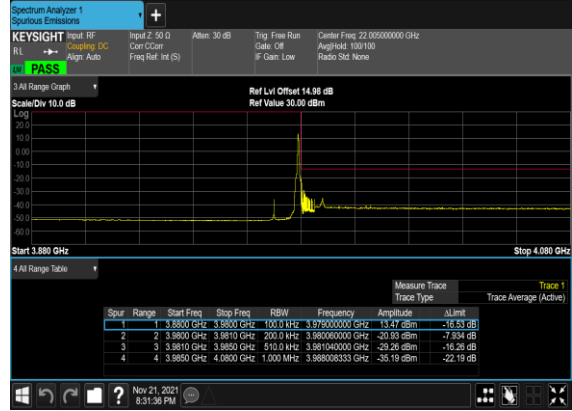




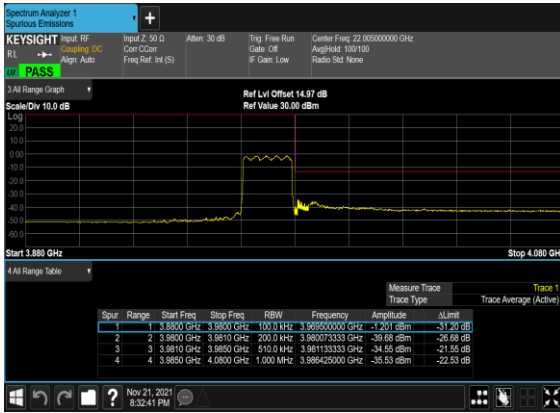
B5_N77(20M)_DFT-s-OFDM_BPSK_Edge_1RB_Right_High_CH



B5_N77(20M)_DFT-s-OFDM_QPSK_Edge_1RB_Right_High_CH



B5_N77(20M)_DFT-s-OFDM_BPSK_Outer_Full_High_CH

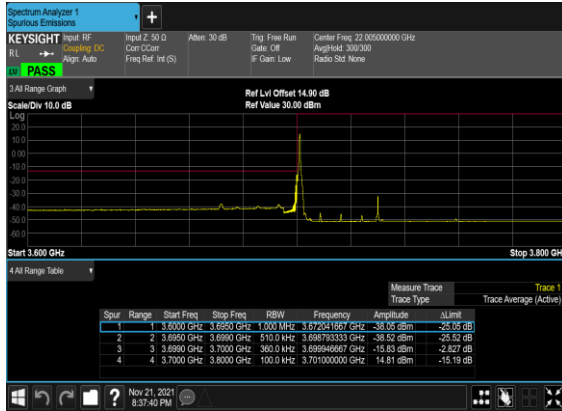


B5_N77(20M)_DFT-s-OFDM_QPSK_Outer_Full_High_CH

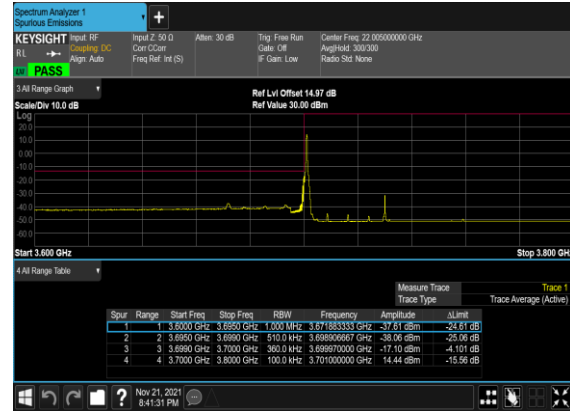




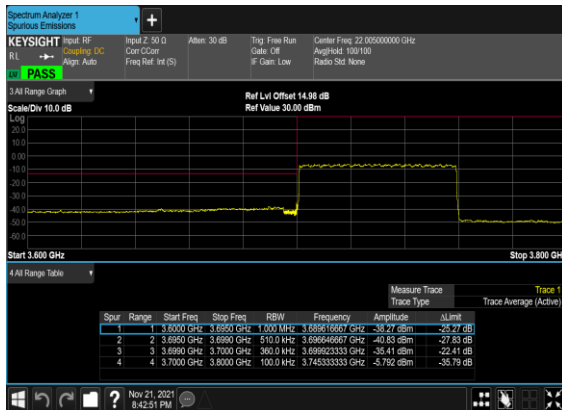
B5_N77(60M)_DFT-s-OFDM_BPSK_Edge_1RB_Left_Low_CH



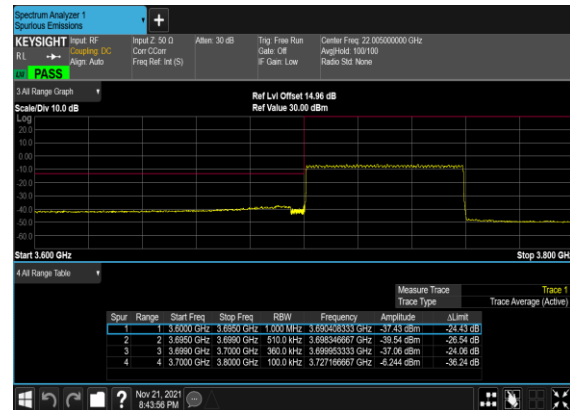
B5_N77(60M)_DFT-s-OFDM_QPSK_Edge_1RB_Left_Low_CH



B5_N77(60M)_DFT-s-OFDM_BPSK_Outer_Full_Low_CH

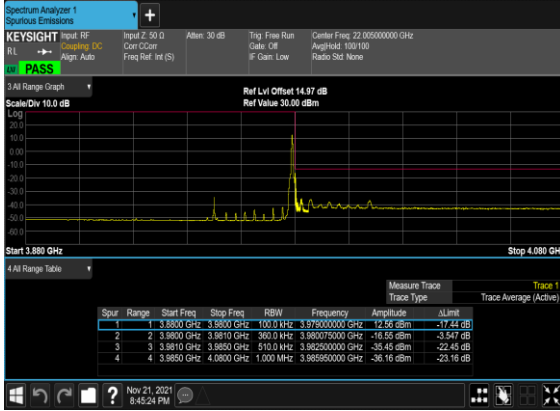


B5_N77(60M)_DFT-s-OFDM_QPSK_Outer_Full_Low_CH

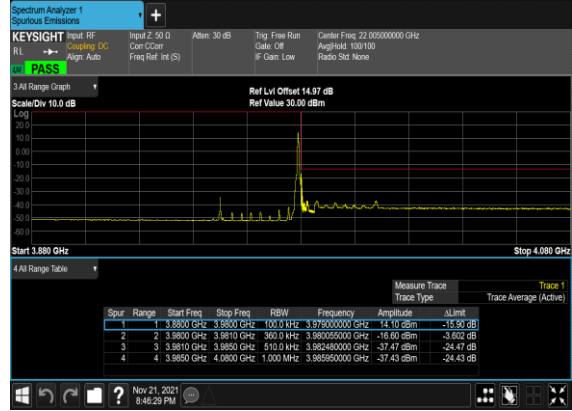




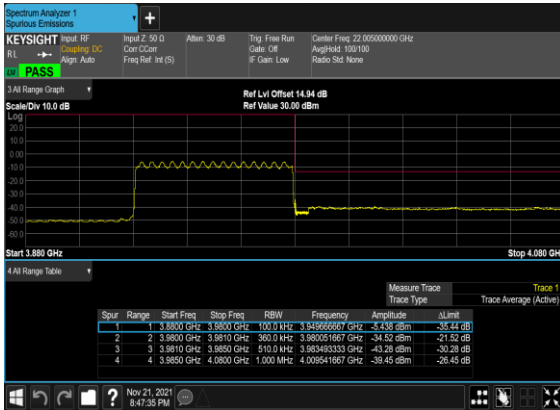
B5_N77(60M)_DFT-s-OFDM_BPSK_Edge_1RB_Right_High_CH



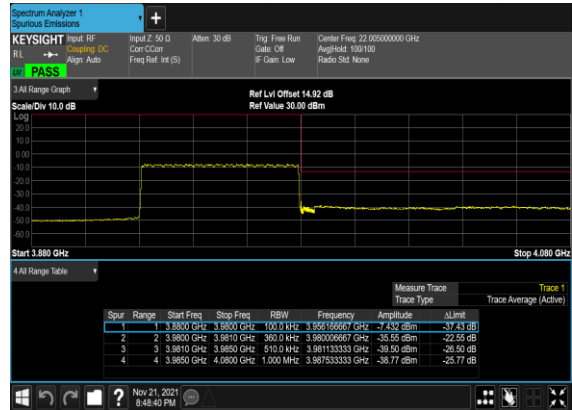
B5_N77(60M)_DFT-s-OFDM_QPSK_Edge_1RB_Right_High_CH



B5_N77(60M)_DFT-s-OFDM_BPSK_Outer_Full_High_CH

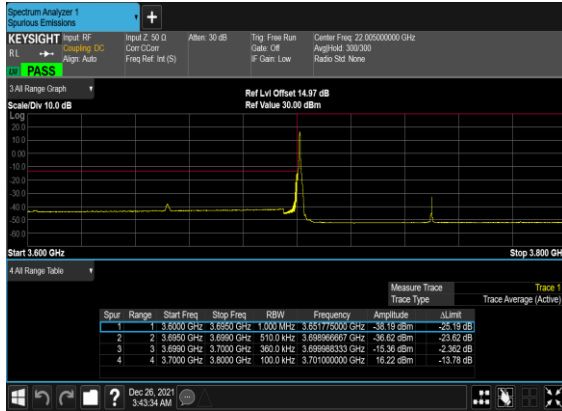


B5_N77(60M)_DFT-s-OFDM_QPSK_Outer_Full_High_CH

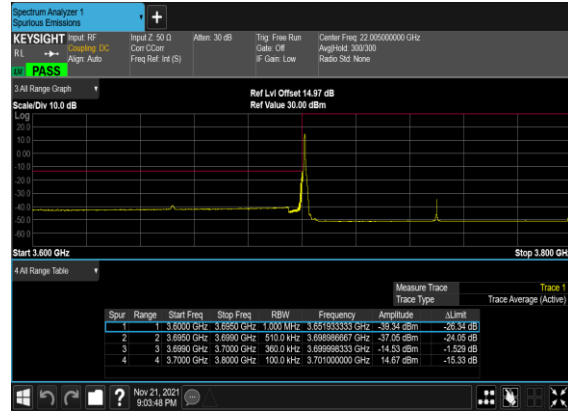




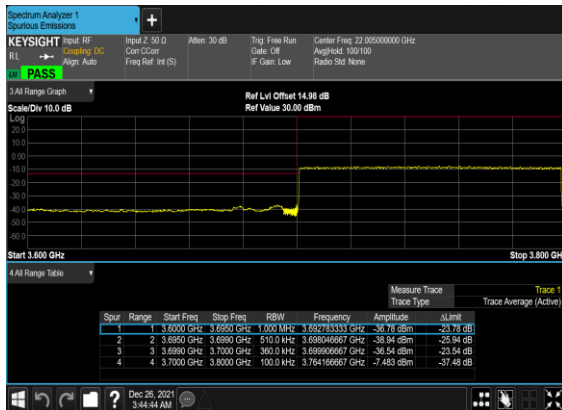
B5_N77(100M)_DFT-s-OFDM_BPSK_Edge_1RB_Left_Low_CH



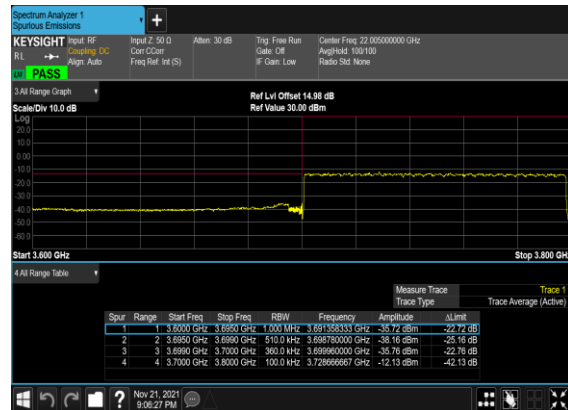
B5_N77(100M)_DFT-s-OFDM_QPSK_Edge_1RB_Left_Low_CH



B5_N77(100M)_DFT-s-OFDM_BPSK_Outer_Full_Low_CH



B5_N77(100M)_DFT-s-OFDM_QPSK_Outer_Full_Low_CH





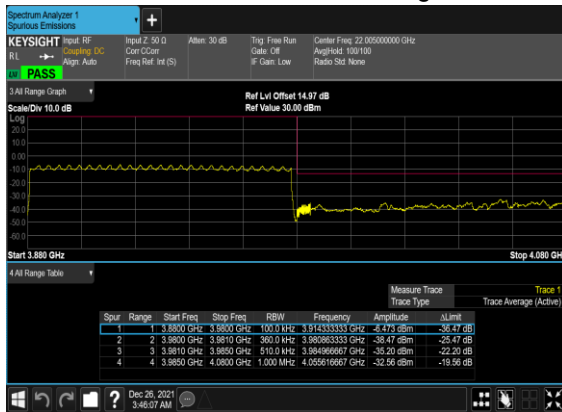
B5_N77(100M)_DFT-s-OFDM_BPSK_Edge_1RB_Right_High_CH



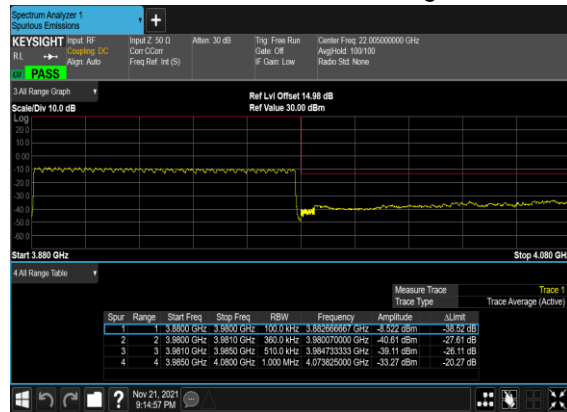
B5_N77(100M)_DFT-s-OFDM_QPSK_Edge_1RB_Right_High_CH



B5_N77(100M)_DFT-s-OFDM_BPSK_Outer_Full_High_CH



B5_N77(100M)_DFT-s-OFDM_QPSK_Outer_Full_High_CH





Appendix B. Test Results of Radiated Test

Radiated Spurious Emission

Test Engineer :	Zhaohui Liang	Temperature :	22~25°C
		Relative Humidity :	48~52%

EN-DC_5A_n7A / LTE 10MHz + NR 20MHz / QPSK									
Channel	Frequency (MHz)	ERP/EIRP (dBm)	Limit (dBm)	Over Limit (dB)	SPA Reading (dBm)	S.G. Power (dBm)	TX Cable loss (dB)	TX Antenna Gain (dBi)	Polarization (H/V)
NR n7 Middle	5020.00	-62.08	-25	-37.08	-79.52	-67.64	7.12	12.68	H
	7530.00	-57.93	-25	-32.93	-80.20	-61.26	8.26	11.59	H
	10040.00	-52.12	-25	-27.12	-79.04	-53.65	10.45	11.98	H
	5020.00	-62.25	-25	-37.25	-79.61	-67.81	7.12	12.68	V
	7530.00	-58.13	-25	-33.13	-80.27	-61.46	8.26	11.59	V
	10040.00	-53.25	-25	-28.25	-79.6	-54.78	10.45	11.98	V
LTE Band5 Middle	1664.08	-66.46	-25	-71.78	-72.57	-69.71	4.00	9.40	H
	2496.27	-63.91	-25	-72.58	-74.10	-67.48	4.88	10.60	H
	3328.36	-63.06	-25	-73.82	-75.03	-67.99	5.52	12.60	H
	1664.08	-67.41	-25	-42.41	-73.29	-70.66	4.00	9.40	V
	2496.27	-63.59	-25	-38.59	-74.12	-67.16	4.88	10.60	V
	3328.36	-62.67	-25	-37.67	-75.05	-67.60	5.52	12.60	V

Remark: Spurious emissions within 30-1000MHz were found more than 20dB below limit line.

EN-DC_2A_n12A / LTE 20MHz + NR 15MHz / QPSK									
Channel	Frequency (MHz)	ERP/EIRP (dBm)	Limit (dBm)	Over Limit (dB)	SPA Reading (dBm)	S.G. Power (dBm)	TX Cable loss (dB)	TX Antenna Gain (dBi)	Polarization (H/V)
NR n12 Middle	1417	-63.50	-13	-50.50	-71.33	-66.67	4.10	9.42	H
	2125.5	-64.63	-13	-51.63	-74.60	-68.21	4.90	10.63	H
	2834	-61.52	-13	-48.52	-73.42	-66.44	5.55	12.62	H
	1417	-63.64	-13	-50.64	-71.56	-66.81	4.10	9.42	V
	2125.5	-64.29	-13	-51.29	-74.62	-67.87	4.90	10.63	V
	2834	-61.48	-13	-48.48	-73.64	-66.40	5.55	12.62	V
LTE Band2 Middle	3742.18	-63.06	-13	-50.06	-77.49	-69.81	5.85	12.60	H
	5613.27	-62.46	-13	-49.46	-79.30	-68.26	7.30	13.10	H
	7484.36	-57.71	-13	-44.71	-80.09	-60.86	8.35	11.50	H
	3742.18	-62.76	-13	-49.76	-77.4	-69.51	5.85	12.60	V
	5613.27	-62.58	-13	-49.58	-79.33	-68.38	7.30	13.10	V
	7484.36	-58.14	-13	-45.14	-80.45	-61.29	8.35	11.50	V

Remark: Spurious emissions within 30-1000MHz were found more than 20dB below limit line.



EN-DC_12A_n25A / LTE 10MHz + NR 20MHz / QPSK									
Channel	Frequency (MHz)	ERP/EIRP (dBm)	Limit (dBm)	Over Limit (dB)	SPA Reading (dBm)	S.G. Power (dBm)	TX Cable loss (dB)	TX Antenna Gain (dBi)	Polarization (H/V)
NR n25 Middle	3765	-63.12	-13	-50.12	-77.60	-69.87	5.85	12.60	H
	5647.5	-62.87	-13	-49.87	-79.78	-68.67	7.30	13.10	H
	7530	-57.96	-13	-44.96	-80.23	-61.11	8.35	11.50	H
	3765	-63.01	-13	-50.01	-77.66	-69.76	5.85	12.60	V
	5647.5	-63.25	-13	-50.25	-80.06	-69.05	7.30	13.10	V
	7530	-58.18	-13	-45.18	-80.32	-61.33	8.35	11.50	V
LTE Band12 Middle	1406	-63.33	-13	-50.33	-71.29	-66.58	4.00	9.40	H
	2109	-64.40	-13	-51.40	-74.06	-67.97	4.88	10.60	H
	2812	-62.08	-13	-49.08	-73.94	-67.01	5.52	12.60	H
	1406	-62.70	-13	-49.70	-70.74	-65.95	4.00	9.40	V
	2109	-64.09	-13	-51.09	-74.12	-67.66	4.88	10.60	V
	2812	-61.44	-13	-48.44	-73.54	-66.37	5.52	12.60	V

Remark: Spurious emissions within 30-1000MHz were found more than 20dB below limit line.

EN-DC_4A_n41A / LTE 20MHz + NR 100MHz / QPSK									
Channel	Frequency (MHz)	ERP/EIRP (dBm)	Limit (dBm)	Over Limit (dB)	SPA Reading (dBm)	S.G. Power (dBm)	TX Cable loss (dB)	TX Antenna Gain (dBi)	Polarization (H/V)
NR n41 Middle	5003.10	-61.56	-25	-36.56	-79.03	-67.12	7.12	12.68	H
	7504.65	-58.08	-25	-33.08	-80.40	-61.41	8.26	11.59	H
	10006.20	-52.60	-25	-27.60	-79.53	-54.13	10.45	11.98	H
	5003.10	-61.50	-25	-36.50	-78.89	-67.06	7.12	12.68	V
	7504.65	-58.10	-25	-33.10	-80.33	-61.43	8.26	11.59	V
	10006.20	-53.21	-25	-28.21	-79.53	-54.74	10.45	11.98	V
LTE Band4 Middle	3447	-62.09	-13	-49.09	-74.42	-68.94	5.65	12.50	H
	5170.5	-62.61	-13	-49.61	-79.88	-68.28	7.13	12.80	H
	6894	-60.24	-13	-47.24	-80.60	-63.64	8.40	11.80	H
	3447	-61.88	-13	-48.88	-74.77	-68.73	5.65	12.50	V
	5170.5	-62.95	-13	-49.95	-80.17	-68.62	7.13	12.80	V
	6894	-60.22	-13	-47.22	-80.49	-63.62	8.40	11.80	V

Remark: Spurious emissions within 30-1000MHz were found more than 20dB below limit line.



EN-DC_13A_n66A / LTE 10MHz + NR 40MHz / QPSK									
Channel	Frequency (MHz)	ERP/EIRP (dBm)	Limit (dBm)	Over Limit (dB)	SPA Reading (dBm)	S.G. Power (dBm)	TX Cable loss (dB)	TX Antenna Gain (dBi)	Polarization (H/V)
NR n66 Middle	3421.84	-64.30	-13	-51.30	-76.34	-71.18	5.60	12.48	H
	5132.76	-62.99	-13	-49.99	-80.32	-68.67	7.10	12.78	H
	6843.68	-60.35	-13	-47.35	-80.47	-63.74	8.38	11.77	H
	3421.84	-63.40	-13	-50.40	-76.01	-70.28	5.60	12.48	V
	5132.76	-62.88	-13	-49.88	-80.15	-68.56	7.10	12.78	V
LTE Band13 Middle	6843.68	-60.63	-13	-47.63	-80.51	-64.02	8.38	11.77	V
	1555	-65.58	-13	-52.58	-72.26	-68.83	4.00	9.40	H
	2332.5	-62.68	-13	-49.68	-73.38	-66.25	4.88	10.60	H
	3110	-61.42	-13	-48.42	-74.06	-66.35	5.52	12.60	H
	1555	-65.39	-13	-52.39	-72.28	-68.64	4.00	9.40	V
	2332.5	-62.46	-13	-49.46	-73.55	-66.03	4.88	10.60	V
	3110	-61.32	-13	-48.32	-74.47	-66.25	5.52	12.60	V

Remark: Spurious emissions within 30-1000MHz were found more than 20dB below limit line.

EN-DC_5A_n77A / LTE 10MHz + NR 100MHz / QPSK									
Channel	Frequency (MHz)	ERP/EIRP (dBm)	Limit (dBm)	Over Limit (dB)	SPA Reading (dBm)	S.G. Power (dBm)	TX Cable loss (dB)	TX Antenna Gain (dBi)	Polarization (H/V)
NR n77 Middle	7680.00	-57.16	-13	-44.16	-79.51	-60.46	8.30	11.60	H
	11520.00	-49.26	-13	-36.26	-79.35	-50.78	10.48	12.00	H
	15360.00	-50.69	-13	-37.69	-80.46	-52.39	11.80	13.50	H
	7680.00	-57.95	-13	-44.95	-80.18	-61.25	8.30	11.60	V
	11520.00	-49.22	-13	-36.22	-79.19	-50.74	10.48	12.00	V
	15360.00	-50.96	-13	-37.96	-80.90	-52.66	11.80	13.50	V
LTE Band5 Middle	1664.18	-66.46	-13	-53.46	-72.57	-69.71	4.00	9.40	H
	2496.27	-63.91	-13	-50.91	-74.10	-67.48	4.88	10.60	H
	3328.36	-63.06	-13	-50.06	-75.03	-67.99	5.52	12.60	H
	1664.18	-67.06	-13	-54.06	-72.94	-70.31	4.00	9.40	V
	2496.27	-63.59	-13	-50.59	-74.12	-67.16	4.88	10.60	V
	3328.36	-62.67	-13	-49.67	-75.05	-67.60	5.52	12.60	V

Remark: Spurious emissions within 30-1000MHz were found more than 20dB below limit line.