



# FCC RADIO TEST REPORT

**FCC ID** : QYLEM9190B  
**Equipment** : Wireless Module  
**Brand Name** : Getac  
**Model Name** : EM9190  
**Applicant** : Getac Technology Corporation.  
5F., Building A, No. 209, Sec.1, Nangang Rd.,  
Nangang Dist., Taipei City 11568, Taiwan, R.O.C.  
**Standard** : FCC 47 CFR Part 2, 22(H), 24(E), 27

The product was received on Dec. 21, 2020 and testing was started from Jan. 27, 2021 and completed on Mar. 05, 2021. We, Sporton International Inc. EMC & Wireless Communications Laboratory, would like to declare that the tested sample has been evaluated in accordance with the test procedures given in ANSI / TIA-603-E and has been in compliance with the applicable technical standards.

The test results in this partial report apply exclusively to the tested model / sample. Without written approval of Sporton International Inc. EMC & Wireless Communications Laboratory, the test report shall not be reproduced except in full.

*Louis Wu*

Approved by: Louis Wu

**Sporton International Inc. EMC & Wireless Communications Laboratory**

No. 52, Huaya 1st Rd., Guishan Dist., Taoyuan City 333, Taiwan (R.O.C.)



# Table of Contents

**History of this test report..... 3**

**Summary of Test Result..... 4**

**1 General Description ..... 6**

    1.1 Product Feature of Equipment Under Test..... 6

    1.2 Modification of EUT ..... 7

    1.3 Testing Location ..... 8

    1.4 Applicable Standards..... 9

**2 Test Configuration of Equipment Under Test ..... 10**

    2.1 Test Mode..... 10

    2.2 Connection Diagram of Test System..... 12

    2.3 Support Unit used in test configuration and system ..... 12

    2.4 Frequency List of Low/Middle/High Channels ..... 13

**3 Conducted Test Items..... 18**

    3.1 Measuring Instruments ..... 18

    3.2 Conducted Output Power and ERP/EIRP ..... 19

**4 Radiated Test Items ..... 20**

    4.1 Measuring Instruments ..... 20

    4.2 Radiated Spurious Emission Measurement ..... 22

**5 List of Measuring Equipment..... 23**

**6 Uncertainty of Evaluation..... 24**

**Appendix A. Test Results of Conducted Test**

**Appendix B. Test Results of Radiated Test**

**Appendix C. Test Setup Photographs**





### Summary of Test Result

Report Clause	Ref Std. Clause	Test Items	Result (PASS/FAIL)	Remark
3.2	§2.1046	Conducted Output Power	Reporting only	-
	§22.913 (a)(2)	Effective Radiated Power (Band 5) (Band 26)	Pass	
	§27.50 (b)(10) §27.50 (c)(10)	Effective Radiated Power (Band 12) (Band 13) (Band 17) (Band 71)		
	§24.232 (c) §27.50 (h)(2)	Equivalent Isotropic Radiated Power (Band 2) (Band 25) (Band 7) (Band 38) (Band 41)		
	§27.50 (d)(4)	Equivalent Isotropic Radiated Power (Band 4) (Band 66)		
-	§24.232 (d) §27.50 (d)(5)	Peak-to-Average Ratio	-	See Note
-	§2.1049	Occupied Bandwidth	-	See Note
-	§2.1051 §22.917 (a) §24.238 (a) §27.53 (c)(2)(4) §27.53 (g) §27.53 (h)	Conducted Band Edge Measurement (Band 2) (Band 4) (Band 5) (Band 12) (Band 13) (Band 17) (Band 25) (Band 26) (Band 66) (Band 71)	-	See Note
	§2.1051 §27.53 (m)(4)	Conducted Band Edge Measurement (Band 7) (Band 38) (Band 41)		
-	§2.1051 §22.917 (a) §24.238 (a) §27.53 (c)(2) §27.53 (g) §27.53 (h)	Conducted Spurious Emission (Band 2) (Band 4) (Band 5) (Band 12) (Band 13) (Band 17) (Band 25) (Band 26) (Band 66) (Band 71)	-	See Note
	§2.1051 §27.53 (m)(4)	Conducted Spurious Emission (Band 7) (Band 38) (Band 41)		
-	§2.1055 §22.355 §24.235 §27.54	Frequency Stability Temperature & Voltage	-	See Note



Report Clause	Ref Std. Clause	Test Items	Result (PASS/FAIL)	Remark
4.2	§2.1053 §22.917 (a) §24.238 (a) §27.53 (c)(2) §27.53 (f) §27.53 (g) §27.53 (h)	Radiated Spurious Emission (Band 2) (Band 4) (Band 5) (Band 12) (Band 13) (Band 17) (Band 25) (Band 26) (Band 66) (Band 71)	Pass	Under limit 17.88 dB at 10741.000 MHz
	§2.1051 §27.53 (m)(4)	Radiated Spurious Emission (Band 7) (Band 38) (Band 41)		

**Note:** The module (Model: EM9190) makes no difference after verifying output power, this report reuses test data from the module report.

**Declaration of Conformity:**

The test results with all measurement uncertainty excluded are presented in accordance with the regulation limits or requirements declared by manufacturers.

**Comments and Explanations:**

The declared of product specification for EUT presented in the report are provided by the manufacturer, and the manufacturer takes all the responsibilities for the accuracy of product specification.

**Reviewed by: Wii Chang**

**Report Producer: Ruby Zou**



# 1 General Description

## 1.1 Product Feature of Equipment Under Test

WCDMA/LTE/5G NR, and GNSS.

Product Specification subjective to this standard	
Sample 1	EUT with Host 1
Sample 2	EUT with Host 2
Antenna Type	WWAN: PIFA Antenna GPS/Glonass/BDS/Galileo/SBAS: PATCH Antenna
Antenna Gain	LTE Band 2 : 2.28 dBi LTE Band 4 : 2.64 dBi LTE Band 5 : 0.95 dBi LTE Band 7 : 2.37 dBi LTE Band 12 : 1.45 dBi LTE Band 13 : 1.39 dBi LTE Band 17 : 1.45 dBi LTE Band 25 : 2.28 dBi LTE Band 26 : 0.98 dBi LTE Band 38 : 2.48 dBi LTE Band 41 : 2.98 dBi LTE Band 66 : 2.64 dBi LTE Band 71 : 1.28 dBi

**Remark:** The above EUT's information was declared by manufacturer. Please refer to Comments and Explanations in report summary.



The product was installed into Notebook (Brand Name: Getac, Model Name: B360, B360 Pro) during test, and the host information was recorded in the following table.

Host Information	
Host 1	Host with SKU A
Host 2	Host with SKU B

Host Sample Information		
B360	SKUA	SKUB
CPU	i7-10610U	i7-10710U
Memory(DDR4)	8G	8G
Storage(OPAL SSD)	Main:256GB	Main:256GB
	Second:256GB	Second:256GB
WLAN	AX200NGW	AX200NGW
WWAN	EM9190	EM9190
Camera FN20FF-679H (RGB)	N/A	v
Camera FN23FF-678H (RGB+IR)	v	N/A
FINGERPRINT	v	v
VGA	v	N/A
HDMI	v	v
RS232	v	v
LAN	v	v
USB	v	v
USB3.1 Type C	N/A	v
Smart Card	v	v
SD Card Reader	N/A	N/A
ODD(Expansion)	N/A	v
RS232(Expansion)	N/A	v
Touch Screen	v	v
PCMCIA	v	v
GPS	v	v

## 1.2 Modification of EUT

No modifications are made to the EUT during all test items.



### 1.3 Testing Location

<b>Test Site</b>	Sporton International Inc. EMC & Wireless Communications Laboratory
<b>Test Site Location</b>	No.52, Huaya 1st Rd., Guishan Dist., Taoyuan City 333, Taiwan (R.O.C.) TEL: +886-3-327-3456 FAX: +886-3-328-4978
<b>Test Site No.</b>	<b>Sporton Site No.</b> TH05-HY
<b>Test Engineer</b>	Hao Syu, Howard Lin
<b>Temperature</b>	20.3~23.6°C
<b>Relative Humidity</b>	43.3~54.3%

<b>Test Site</b>	Sporton International Inc. Wensan Laboratory
<b>Test Site Location</b>	No.58, Aly. 75, Ln. 564, Wenhua 3rd, Rd., Guishan Dist., Taoyuan City 333010, Taiwan (R.O.C.) TEL: +886-3-327-0868 FAX: +886-3-327-0855
<b>Test Site No.</b>	<b>Sporton Site No.</b> 03CH12-HY (TAF Code: 3786)
<b>Test Engineer</b>	Jack Cheng, Lance Chiang, Chuan Chu
<b>Temperature</b>	24.3~26.4°C
<b>Relative Humidity</b>	58~66%
<b>Remark</b>	The Radiated Test item subcontracted to Sporton International Inc. Wensan Laboratory

**Note:** The test site complies with ANSI C63.4 2014 requirement.

FCC Designation No.: TW1190 and TW0007





## 1.4 Applicable Standards

According to the specifications of the manufacturer, the EUT must comply with the requirements of the following standards:

- ♦ ANSI C63.26-2015
- ♦ ANSI / TIA-603-E
- ♦ FCC 47 CFR Part 2, 22(H), 24(E), 27
- ♦ FCC KDB 971168 D01 Power Meas. License Digital Systems v03r01
- ♦ FCC KDB 414788 D01 Radiated Test Site v01r01.

**Remark:**

1. All test items were verified and recorded according to the standards and without any deviation during the test.
2. This EUT has also been tested and complied with the requirements of FCC Part 15, Subpart B, recorded in a separate test report.
3. The TAF code is not including all the FCC KDB listed without accreditation.



## 2 Test Configuration of Equipment Under Test

### 2.1 Test Mode

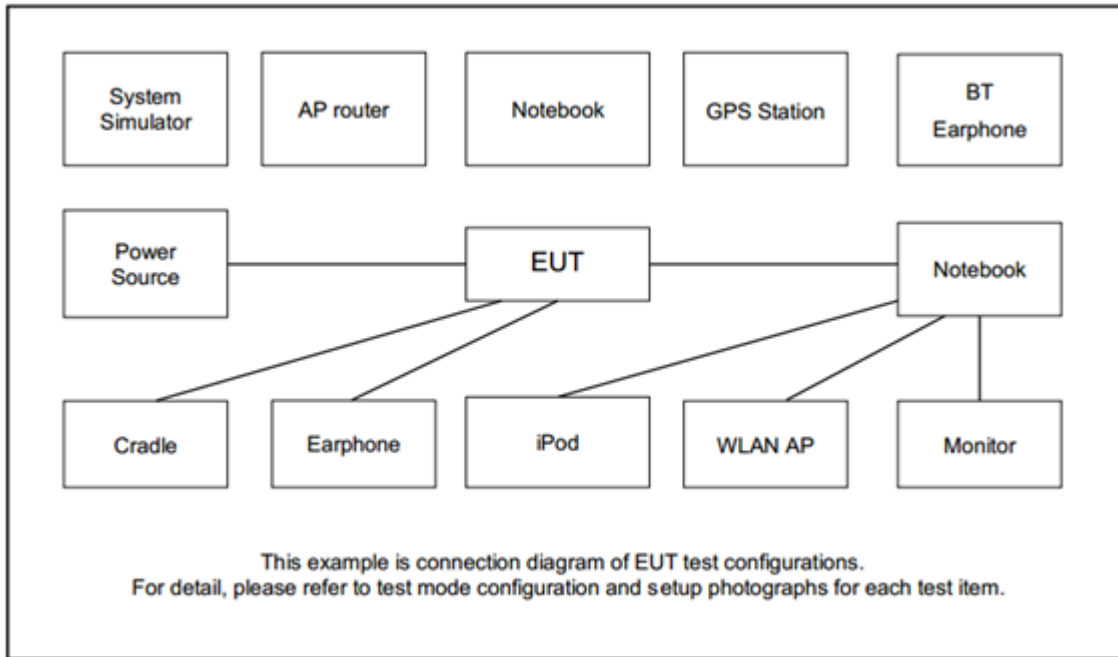
Antenna port conducted and radiated test items listed below are performed according to KDB 971168 D01 Power Meas. License Digital Systems v03r01 with maximum output power.

Test Items	Band	Bandwidth (MHz)						Modulation			RB #			Test Channel		
		1.4	3	5	10	15	20	QPSK	16QAM	64QAM	1	Half	Full	L	M	H
Max. Output Power	2	v	v	v	v	v	v	v	v	v	v	v	v	v	v	v
	4	v	v	v	v	v	v	v	v	v	v	v	v	v	v	v
	5	v	v	v	v	-	-	v	v	v	v	v	v	v	v	v
	7	-	-	v	v	v	v	v	v	v	v	v	v	v	v	v
	12	v	v	v	v	-	-	v	v	v	v	v	v	v	v	v
	13	-	-	v	v	-	-	v	v	v	v	v	v	v	v	v
	17	-	-	v	v	-	-	v	v	v	v	v	v	v	v	v
	25	v	v	v	v	v	v	v	v	v	v	v	v	v	v	v
	26	v	v	v	v	v	-	v	v	v	v	v	v	v	v	v
	38	-	-	v	v	v	v	v	v	v	v	v	v	v	v	v
	41	-	-	v	v	v	v	v	v	v	v	v	v	v	v	v
	66	v	v	v	v	v	v	v	v	v	v	v	v	v	v	v
71	-	-	v	v	v	v	v	v	v	v	v	v	v	v	v	



Test Items	Band	Bandwidth (MHz)						Modulation			RB #			Test Channel				
		1.4	3	5	10	15	20	QPSK	16QAM	64QAM	1	Half	Full	L	M	H		
E.R.P / E.I.R.P	2	v	v	v	v	v	v	v	v	v	Max Power							
	4	v	v	v	v	v	v	v	v	v								
	5	v	v	v	v	-	-	v	v	v								
	7	-	-	v	v	v	v	v	v	v								
	12	v	v	v	v	-	-	v	v	v								
	13	-	-	v	v	-	-	v	v	v								
	17	-	-	v	v	-	-	v	v	v								
	25	v	v	v	v	v	v	v	v	v								
	26	v	v	v	v	v	-	v	v	v								
	38	-	-	v	v	v	v	v	v	v								
	41	-	-	v	v	v	v	v	v	v								
	66	v	v	v	v	v	v	v	v	v								
	71	-	-	v	v	v	v	v	v	v								
Radiated Spurious Emission	2				v			v			v			v	v	v		
	4		v					v			v			v	v	v		
	5			v		-	-	v			v			v	v	v		
	12			v		-	-	v			v			v	v	v		
	13	-	-	v		-	-	v			v			v	v	v		
	41	-	-	v				v			v			v	v	v		
	71	-	-	v				v			v			v	v	v		
Remark	<ol style="list-style-type: none"> <li>The mark "v" means that this configuration is chosen for testing</li> <li>The mark "- " means that this bandwidth is not supported.</li> <li>The device is investigated from 30MHz to 10 times of fundamental signal for radiated spurious emission test under different RB size/offset and modulations in exploratory test. Subsequently, only the worst case emissions are reported.</li> <li>All the radiated test cases were performed with Sample 2.</li> </ol>																	

## 2.2 Connection Diagram of Test System



## 2.3 Support Unit used in test configuration and system

Item	Equipment	Brand Name	Model No.	FCC ID	Data Cable	Power Cord
1.	System Simulator	Anritsu	MT8821C	N/A	N/A	Unshielded, 1.8 m
2.	iPod Earphone	Apple	N/A	Verification	Unshielded, 1.0 m	N/A



## 2.4 Frequency List of Low/Middle/High Channels

LTE Band 2 Channel and Frequency List				
BW [MHz]	Channel/Frequency(MHz)	Lowest	Middle	Highest
20	Channel	18700	18900	19100
	Frequency	1860	1880	1900
15	Channel	18675	18900	19125
	Frequency	1857.5	1880	1902.5
10	Channel	18650	18900	19150
	Frequency	1855	1880	1905
5	Channel	18625	18900	19175
	Frequency	1852.5	1880	1907.5
3	Channel	18615	18900	19185
	Frequency	1851.5	1880	1908.5
1.4	Channel	18607	18900	19193
	Frequency	1850.7	1880	1909.3

LTE Band 4 Channel and Frequency List				
BW [MHz]	Channel/Frequency(MHz)	Lowest	Middle	Highest
20	Channel	20050	20175	20300
	Frequency	1720	1732.5	1745
15	Channel	20025	20175	20325
	Frequency	1717.5	1732.5	1747.5
10	Channel	20000	20175	20350
	Frequency	1715	1732.5	1750
5	Channel	19975	20175	20375
	Frequency	1712.5	1732.5	1752.5
3	Channel	19965	20175	20385
	Frequency	1711.5	1732.5	1753.5
1.4	Channel	19957	20175	20393
	Frequency	1710.7	1732.5	1754.3



LTE Band 5 Channel and Frequency List				
BW [MHz]	Channel/Frequency(MHz)	Lowest	Middle	Highest
10	Channel	20450	20525	20600
	Frequency	829	836.5	844
5	Channel	20425	20525	20625
	Frequency	826.5	836.5	846.5
3	Channel	20415	20525	20635
	Frequency	825.5	836.5	847.5
1.4	Channel	20407	20525	20643
	Frequency	824.7	836.5	848.3

LTE Band 7 Channel and Frequency List				
BW [MHz]	Channel/Frequency(MHz)	Lowest	Middle	Highest
20	Channel	20850	21100	21350
	Frequency	2510	2535	2560
15	Channel	20825	21100	21375
	Frequency	2507.5	2535	2562.5
10	Channel	20800	21100	21400
	Frequency	2505	2535	2565
5	Channel	20775	21100	21425
	Frequency	2502.5	2535	2567.5

LTE Band 12 Channel and Frequency List				
BW [MHz]	Channel/Frequency(MHz)	Lowest	Middle	Highest
10	Channel	23060	23095	23130
	Frequency	704	707.5	711
5	Channel	23035	23095	23155
	Frequency	701.5	707.5	713.5
3	Channel	23025	23095	23165
	Frequency	700.5	707.5	714.5
1.4	Channel	23017	23095	23173
	Frequency	699.7	707.5	715.3



LTE Band 13 Channel and Frequency List				
BW [MHz]	Channel/Frequency(MHz)	Lowest	Middle	Highest
10	Channel	-	23230	-
	Frequency	-	782	-
5	Channel	23205	23230	23255
	Frequency	779.5	782	784.5

LTE Band 17 Channel and Frequency List				
BW [MHz]	Channel/Frequency(MHz)	Lowest	Middle	Highest
10	Channel	23780	23790	23800
	Frequency	709	710	711
5	Channel	23755	23790	23825
	Frequency	706.5	710	713.5

LTE Band 25 Channel and Frequency List				
BW [MHz]	Channel/Frequency(MHz)	Lowest	Middle	Highest
20	Channel	26140	26340	26590
	Frequency	1860	1880	1905
15	Channel	26115	26340	26615
	Frequency	1857.5	1880	1907.5
10	Channel	26090	26340	26640
	Frequency	1855	1880	1910
5	Channel	26065	26340	26665
	Frequency	1852.5	1880	1912.5
3	Channel	26055	26340	26675
	Frequency	1851.5	1880	1913.5
1.4	Channel	26047	26340	26683
	Frequency	1850.7	1880	1914.3



LTE Band 26 Channel and Frequency List				
BW [MHz]	Channel/Frequency(MHz)	Lowest	Middle	Highest
15	Channel	26865	26915	26965
	Frequency	831.5	836.5	841.5
10	Channel	26840	26915	26990
	Frequency	829.0	836.5	844.0
5	Channel	26815	26915	27015
	Frequency	826.5	836.5	846.5
3	Channel	26805	26915	27025
	Frequency	825.5	836.5	847.5
1.4	Channel	26797	26915	27033
	Frequency	824.7	836.5	848.3

LTE Band 38 Channel and Frequency List				
BW [MHz]	Channel/Frequency(MHz)	Lowest	Middle	Highest
20	Channel	37850	38000	38150
	Frequency	2580.0	2595.0	2610.0
15	Channel	37825	38000	38175
	Frequency	2577.5	2595.0	2612.5
10	Channel	37800	38000	38200
	Frequency	2575.0	2595.0	2615.0
5	Channel	37775	38000	38225
	Frequency	2572.5	2595.0	2617.5

LTE Band 41 Channel and Frequency List				
BW [MHz]	Channel/Frequency(MHz)	Lowest	Middle	Highest
20	Channel	39750	40620	41490
	Frequency	2506.0	2593.0	2680.0
15	Channel	39725	40620	41515
	Frequency	2503.5	2593.0	2682.5
10	Channel	39700	40620	41540
	Frequency	2501.0	2593.0	2685.0
5	Channel	39675	40620	41565
	Frequency	2498.5	2593.0	2687.5





LTE Band 66 Channel and Frequency List				
BW [MHz]	Channel/Frequency(MHz)	Lowest	Middle	Highest
20	Channel	132072	132322	132572
	Frequency	1720	1745	1770
15	Channel	132047	132322	132597
	Frequency	1717.5	1745	1772.5
10	Channel	132022	132322	132622
	Frequency	1715	1745	1775
5	Channel	131997	132322	132647
	Frequency	1712.5	1745	1777.5
3	Channel	131987	132322	132657
	Frequency	1711.5	1745	1778.5
1.4	Channel	131979	132322	132665
	Frequency	1710.7	1745	1779.3

LTE Band 71 Channel and Frequency List				
BW [MHz]	Channel/Frequency(MHz)	Lowest	Middle	Highest
20	Channel	133222	133297	133372
	Frequency	673.0	680.5	688.0
15	Channel	133197	133297	133397
	Frequency	670.5	680.5	690.5
10	Channel	133172	133297	133422
	Frequency	668.0	680.5	693.0
5	Channel	133147	133297	133447
	Frequency	665.5	680.5	695.5

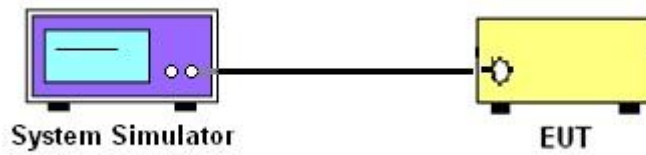
### 3 Conducted Test Items

#### 3.1 Measuring Instruments

See list of measuring instruments of this test report.

##### 3.1.1 Test Setup

##### 3.1.2 Conducted Output Power



##### 3.1.3 Test Result of Conducted Test

Please refer to Appendix A.



## 3.2 Conducted Output Power and ERP/EIRP

### 3.2.1 Description of the Conducted Output Power Measurement and ERP/EIRP Measurement

A system simulator was used to establish communication with the EUT. Its parameters were set to force the EUT transmitting at maximum output power. The measured power in the radio frequency on the transmitter output terminals shall be reported.

The ERP of mobile transmitters must not exceed 7 Watts for LTE Band 5 and Band 26

The ERP of mobile transmitters must not exceed 3 Watts for LTE Band 12 and Band 13 and Band 17 and Band 71

The EIRP of mobile transmitters must not exceed 2 Watts for LTE Band 2 and Band 25 and Band 7 and Band 38 and Band 41

The EIRP of mobile transmitters must not exceed 1 Watts for LTE Band 4 and Band 66

According to KDB 412172 D01 Power Approach,

$EIRP = P_T + G_T - L_C$ ,  $ERP = EIRP - 2.15$ , where

$P_T$  = transmitter output power in dBm

$G_T$  = gain of the transmitting antenna in dBi

$L_C$  = signal attenuation in the connecting cable between the transmitter and antenna in dB

### 3.2.2 Test Procedures

1. The transmitter output port was connected to the system simulator.
2. Set EUT at maximum power through the system simulator.
3. Select lowest, middle, and highest channels for each band and different modulation.
4. Measure and record the power level from the system simulator.

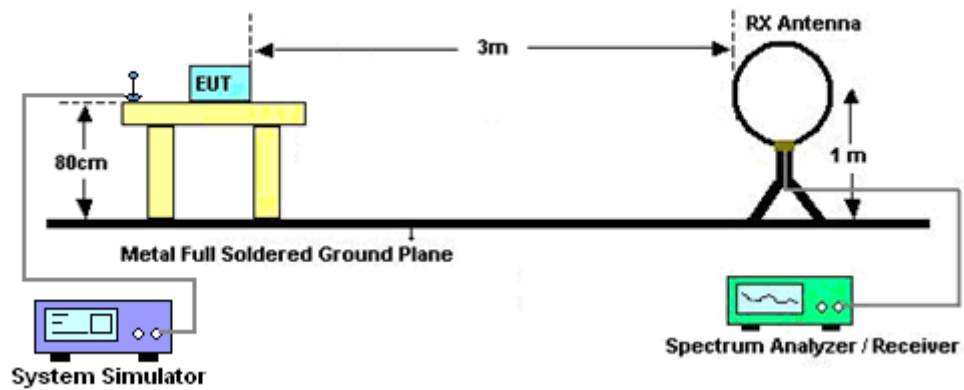
## 4 Radiated Test Items

### 4.1 Measuring Instruments

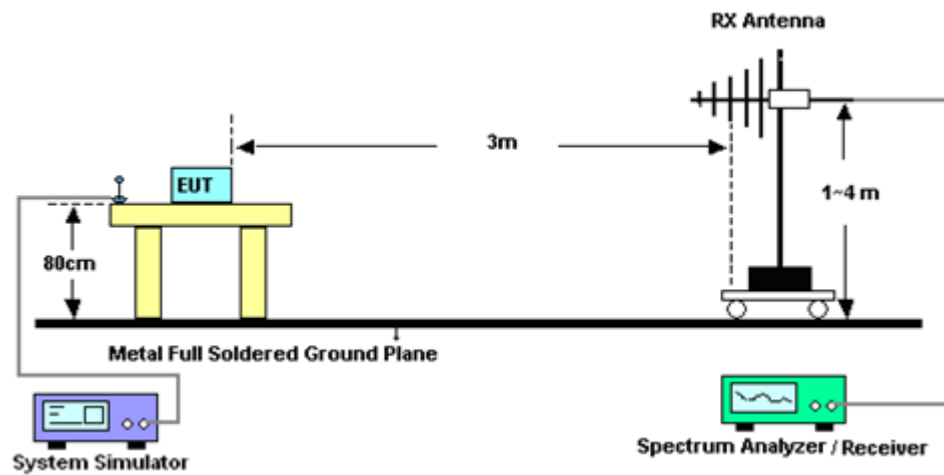
See list of measuring instruments of this test report.

#### 4.1.1 Test Setup

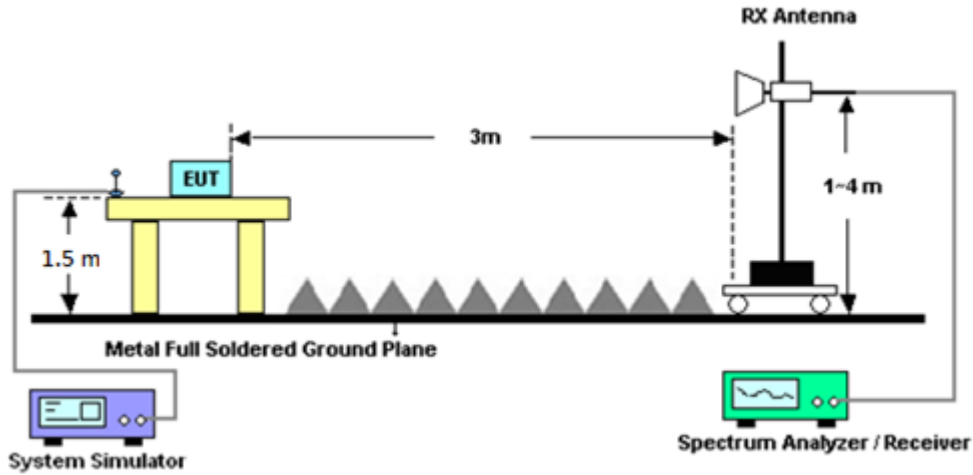
For radiated test below 30MHz



For radiated test from 30MHz to 1GHz



For radiated test above 1GHz



#### 4.1.2 Test Result of Radiated Test

Please refer to Appendix B.

**Note:**

The low frequency, which started from 9 kHz to 30MHz, was pre-scanned and the result which was 20dB lower than the limit line was not reported.

There is a comparison data of both open-field test site and alternative test site - semi-Anechoic chamber according to 414788 D01 Radiated Test Site v01r01, and the result came out very similar.



## 4.2 Radiated Spurious Emission Measurement

### 4.2.1 Description of Radiated Spurious Emission Measurement

The radiated spurious emission was measured by substitution method according to ANSI / TIA-603-E. The power of any emission outside of the authorized operating frequency ranges must be attenuated below the transmitter power (P) by a factor of at least  $43 + 10 \log (P)$  dB.

For LTE Band 41

The power of any emission outside of the authorized operating frequency ranges must be attenuated below the transmitter power (P) by a factor of at least  $55 + 10 \log (P)$  dB.

For LTE Band 13

For operations in the 746-758 MHz, 775-788 MHz, and 805-806 MHz bands, emissions in the band 1559-1610 MHz shall be limited to  $-70$  dBW/MHz equivalent isotropically radiated power (EIRP) for wideband signals, and  $-80$  dBW EIRP for discrete emissions of less than 700 Hz bandwidth.

The spectrum is scanned from 30 MHz up to a frequency including its 10th harmonic.

### 4.2.2 Test Procedures

The testing follows FCC KDB 971168 D01 v03r01 Section 7 and ANSI / TIA-603-E Section 2.2.12.

1. The EUT was placed on a turntable with 0.8 meter for frequency below 1GHz and 1.5 meter for frequency above 1GHz respectively above ground.
2. The EUT was set 3 meters from the receiving antenna, which was mounted on the antenna tower.
3. The table was rotated 360 degrees to determine the position of the highest spurious emission.
4. The height of the receiving antenna is varied between one meter and four meters to search the maximum spurious emission for both horizontal and vertical polarizations.
5. Make the measurement with the spectrum analyzer's RBW = 1MHz, VBW = 3MHz, taking the record of maximum spurious emission.
6. A horn antenna was substituted in place of the EUT and was driven by a signal generator.
7. Tune the output power of signal generator to the same emission level with EUT maximum spurious emission.
8. Taking the record of output power at antenna port.
9. Repeat step 7 to step 8 for another polarization.
10. The RF fundamental frequency should be excluded against the limit line in the operating frequency band.

The limit line is derived from  $43 + 10\log(P)$ dB below the transmitter power P(Watts)

For LTE Band 41

The limit line is derived from  $55 + 10\log(P)$ dB below the transmitter power P(Watts)

EIRP (dBm) = S.G. Power – Tx Cable Loss + Tx Antenna Gain

ERP (dBm) = EIRP - 2.15



## 5 List of Measuring Equipment

Instrument	Brand Name	Model No.	Serial No.	Characteristics	Calibration Date	Test Date	Due Date	Remark
Loop Antenna	Rohde & Schwarz	HFH2-Z2	100488	9 kHz~30 MHz	Jul. 14, 2020	Jan. 27, 2021~ Feb. 02, 2021	Jul. 13, 2021	Radiation (03CH12-HY)
Bilog Antenna	TESEQ	CBL 6111D & 00800N1D01N -06	40103 & 07	30MHz~1GHz	Apr. 29, 2020	Jan. 27, 2021~ Feb. 02, 2021	Apr. 28, 2021	Radiation (03CH12-HY)
Horn Antenna	SCHWARZBE CK	BBHA 9120 D	9120D-1328	1GHz~18GHz	Nov. 23, 2020	Jan. 27, 2021~ Feb. 02, 2021	Nov. 22, 2021	Radiation (03CH12-HY)
Horn Antenna	SCHWARZBE CK	BBHA 9120D	9120D-1241	1GHz ~ 18GHz	Jul. 15, 2020	Jan. 27, 2021~ Feb. 02, 2021	Jul. 14, 2021	Radiation (03CH12-HY)
SHF-EHF Horn Antenna	SCHWARZBE CK	BBHA 9170	BBHA917058 4	18GHz~40GHz	Dec. 11, 2020	Jan. 27, 2021~ Feb. 02, 2021	Dec. 10, 2021	Radiation (03CH12-HY)
SHF-EHF Horn Antenna	SCHWARZBE CK	BBHA 9170	BBHA917057 6	18GHz ~ 40GHz	May. 22, 2020	Jan. 27, 2021~ Feb. 02, 2021	May. 21, 2021	Radiation (03CH12-HY)
Preamplifier	COM-POWER	PA-103	161075	10MHz~1GHz	Mar. 25, 2020	Jan. 27, 2021~ Feb. 02, 2021	Mar. 24, 2021	Radiation (03CH12-HY)
Preamplifier	Keysight	83017A	MY57280120	1GHz~26.5GHz	Jul. 20, 2020	Jan. 27, 2021~ Feb. 02, 2021	Jul. 19, 2021	Radiation (03CH12-HY)
Preamplifier	E-INSTRUME NT TECH LTD.	ERA-100M-18 G-56-01-A70	EC1900249	1GHz~18GHz	Dec. 05, 2020	Jan. 27, 2021~ Feb. 02, 2021	Dec. 04, 2021	Radiation (03CH12-HY)
Preamplifier	EMEC	EM18G40G	060715	18GHz~40GHz	Dec. 11, 2020	Jan. 27, 2021~ Feb. 02, 2021	Dec. 10, 2021	Radiation (03CH12-HY)
Spectrum Analyzer	Agilent	N9010A	MY54200485	10Hz~44GHz	Feb. 10, 2020	Jan. 27, 2021~ Feb. 02, 2021	Feb. 09, 2021	Radiation (03CH12-HY)
Signal Generator	Anritsu	MG3694C	163401	0.1Hz~40GHz	Feb. 15, 2020	Jan. 27, 2021~ Feb. 02, 2021	Feb. 14, 2021	Radiation (03CH12-HY)
RF Cable	HUBER + SUHNER	SUCOFLEX 104	MY9837/4PE	9kHz~30MHz	Mar. 12, 2020	Jan. 27, 2021~ Feb. 02, 2021	Mar. 11, 2021	Radiation (03CH12-HY)
RF Cable	HUBER + SUHNER	SUCOFLEX 126E	0058/126E	30MHz~18GHz	Dec. 11, 2020	Jan. 27, 2021~ Feb. 02, 2021	Dec. 10, 2021	Radiation (03CH12-HY)
RF Cable	HUBER + SUHNER	SUCOFLEX 102	505134/2	30MHz~40GHz	Feb. 25, 2020	Jan. 27, 2021~ Feb. 02, 2021	Feb. 24, 2021	Radiation (03CH12-HY)
RF Cable	HUBER + SUHNER	SUCOFLEX 102	800740/2	30MHz~40GHz	Feb. 25, 2020	Jan. 27, 2021~ Feb. 02, 2021	Feb. 24, 2021	Radiation (03CH12-HY)
Hygrometer	TECPEL	DTM-303B	TP140349	N/A	Oct. 02, 2020	Jan. 27, 2021~ Feb. 02, 2021	Oct. 01, 2021	Radiation (03CH12-HY)
Controller	EMEC	EM1000	N/A	Control Turn table & Ant Mast	N/A	Jan. 27, 2021~ Feb. 02, 2021	N/A	Radiation (03CH12-HY)
Antenna Mast	EMEC	AM-BS-4500-B	N/A	1m~4m	N/A	Jan. 27, 2021~ Feb. 02, 2021	N/A	Radiation (03CH12-HY)
Turn Table	EMEC	TT2000	N/A	0~360 Degree	N/A	Jan. 27, 2021~ Feb. 02, 2021	N/A	Radiation (03CH12-HY)
Software	Audix	E3 6.2009-8-24	RK-000989	N/A	N/A	Jan. 27, 2021~ Feb. 02, 2021	N/A	Radiation (03CH12-HY)
Radio Communicatio n Analyzer	Anritsu	MT8821C	6261849015	LTE	Sep. 18, 2020	Mar. 05, 2021	Sep. 17, 2021	Conducted (TH05-HY)
5G Wireless Test Platform	Anritsu	MT8000A	6261940327	FR1 (+MT8821C SN:6261849015 )	Sep. 23, 2020	Mar. 05, 2021	Sep. 22, 2021	Conducted (TH05-HY)
Base Station (Measure)	Anritsu	MT8821C	6262002534 1	N/A	Oct. 06, 2020	Mar. 05, 2021	Oct. 05, 2021	Conducted (TH05-HY)



## 6 Uncertainty of Evaluation

### Uncertainty of Radiated Emission Measurement (30 MHz ~ 1000 MHz)

Measuring Uncertainty for a Level of Confidence of 95% ( $U = 2Uc(y)$ )	3.07
---	------

### Uncertainty of Radiated Emission Measurement (1 GHz ~ 18 GHz)

Measuring Uncertainty for a Level of Confidence of 95% ( $U = 2Uc(y)$ )	3.21
---	------

### Uncertainty of Radiated Emission Measurement (18 GHz ~ 40 GHz)

Measuring Uncertainty for a Level of Confidence of 95% ( $U = 2Uc(y)$ )	3.80
---	------





## Appendix A. Test Results of Conducted Test

### Conducted Output Power(Average power & ERP/EIRP)

LTE Band 2 Maximum Average Power [dBm] (GT - LC = 2.28 dB)								
BW [MHz]	RB Size	RB Offset	Mod	Lowest	Middle	Highest	EIRP (dBm)	EIRP (W)
20	1	0	QPSK	23.11	22.82	22.81	25.39	0.3459
20	1	49		22.90	22.88	22.83		
20	1	99		22.94	22.68	22.77		
20	50	0		22.13	22.05	21.86		
20	50	24		22.20	22.01	21.91		
20	50	50		22.00	21.92	21.86		
20	100	0		22.12	21.92	21.91		
20	1	0	16-QAM	22.24	21.90	21.99	24.71	0.2958
20	1	49		21.99	22.42	22.43		
20	1	99		22.19	22.42	21.86		
20	50	0		21.21	21.07	20.92		
20	50	24		21.18	21.07	20.95		
20	50	50		21.16	20.95	20.77		
20	100	0		21.18	20.93	20.90		
20	1	0	64-QAM	21.71	21.17	21.08	24.05	0.2541
20	1	49		21.77	21.17	20.82		
20	1	99		21.75	20.84	20.97		
20	50	0		20.15	20.00	19.87		
20	50	24		20.19	20.10	19.92		
20	50	50		20.17	20.01	19.89		
20	100	0		20.13	19.92	19.91		
Limit	EIRP < 2W			Result			Pass	



LTE Band 2 Maximum Average Power [dBm] (GT - LC = 2.28 dB)								
BW [MHz]	RB Size	RB Offset	Mod	Lowest	Middle	Highest	EIRP (dBm)	EIRP (W)
15	1	0	QPSK	23.06	22.88	22.90	25.36	0.3436
15	1	37		23.04	22.86	22.88		
15	1	74		23.04	23.08	22.77		
15	36	0		22.08	21.92	21.83		
15	36	20		22.18	21.91	21.88		
15	36	39		22.10	22.03	21.81		
15	75	0		22.07	22.04	21.82		
15	1	0	16-QAM	22.28	21.99	21.96	24.76	0.2992
15	1	37		22.06	22.28	22.48		
15	1	74		22.14	21.94	21.83		
15	36	0		21.18	20.90	20.89		
15	36	20		21.20	20.94	20.87		
15	36	39		21.17	20.97	20.82		
15	75	0		21.14	20.93	20.80		
15	1	0	64-QAM	21.35	21.12	21.25	23.63	0.2307
15	1	37		20.92	20.89	20.66		
15	1	74		21.02	21.26	20.72		
15	36	0		20.21	19.85	19.91		
15	36	20		20.27	19.98	19.89		
15	36	39		20.27	19.99	19.86		
15	75	0		20.20	20.01	19.89		
Limit	EIRP < 2W			Result			Pass	



LTE Band 2 Maximum Average Power [dBm] (GT - LC = 2.28 dB)								
BW [MHz]	RB Size	RB Offset	Mod	Lowest	Middle	Highest	EIRP (dBm)	EIRP (W)
10	1	0	QPSK	22.94	22.86	22.68	25.22	0.3327
10	1	25		22.90	22.84	22.58		
10	1	49		22.82	22.66	22.64		
10	25	0		22.10	21.98	21.74		
10	25	12		22.02	21.96	21.75		
10	25	25		22.08	21.90	21.87		
10	50	0		22.09	21.92	21.85		
10	1	0	16-QAM	22.97	22.35	22.29	25.25	0.3350
10	1	25		22.13	22.32	21.89		
10	1	49		22.24	22.21	22.30		
10	25	0		21.07	20.87	20.57		
10	25	12		21.21	20.93	20.70		
10	25	25		21.00	21.23	20.69		
10	50	0		21.11	20.83	20.85		
10	1	0	64-QAM	21.17	21.16	20.90	23.76	0.2377
10	1	25		21.48	20.90	21.13		
10	1	49		21.20	21.32	20.73		
10	25	0		20.16	19.98	19.77		
10	25	12		20.22	19.98	19.92		
10	25	25		20.11	19.99	19.76		
10	50	0		20.19	19.91	19.86		
Limit	EIRP < 2W			Result			Pass	



LTE Band 2 Maximum Average Power [dBm] (GT - LC = 2.28 dB)								
BW [MHz]	RB Size	RB Offset	Mod	Lowest	Middle	Highest	EIRP (dBm)	EIRP (W)
5	1	0	QPSK	22.89	22.86	22.68	25.17	0.3289
5	1	12		22.89	22.83	22.58		
5	1	24		22.72	22.58	22.57		
5	12	0		22.04	21.97	21.74		
5	12	7		22.00	21.87	21.73		
5	12	13		22.06	21.86	21.83		
5	25	0		22.00	21.82	21.80		
5	1	0	16-QAM	22.91	22.27	22.27	25.19	0.3304
5	1	12		22.13	22.28	21.88		
5	1	24		22.19	22.18	22.30		
5	12	0		21.00	20.79	20.52		
5	12	7		21.19	20.87	20.70		
5	12	13		20.97	21.14	20.68		
5	25	0		21.01	20.80	20.84		
5	1	0	64-QAM	21.08	21.11	20.85	23.73	0.2360
5	1	12		21.45	20.83	21.12		
5	1	24		21.10	21.22	20.73		
5	12	0		20.12	19.98	19.71		
5	12	7		20.21	19.95	19.84		
5	12	13		20.11	19.89	19.74		
5	25	0		20.16	19.84	19.81		
Limit	EIRP < 2W			Result			Pass	



LTE Band 2 Maximum Average Power [dBm] (GT - LC = 2.28 dB)								
BW [MHz]	RB Size	RB Offset	Mod	Lowest	Middle	Highest	EIRP (dBm)	EIRP (W)
3	1	0	QPSK	22.94	22.82	22.68	25.22	0.3327
3	1	8		22.84	22.77	22.58		
3	1	14		22.75	22.58	22.62		
3	8	0		22.05	21.93	21.67		
3	8	4		22.02	21.86	21.70		
3	8	7		22.05	21.89	21.85		
3	15	0		22.06	21.86	21.83		
3	1	0	16-QAM	22.91	22.28	22.26	25.19	0.3304
3	1	8		22.12	22.31	21.87		
3	1	14		22.18	22.18	22.21		
3	8	0		21.05	20.84	20.53		
3	8	4		21.14	20.85	20.70		
3	8	7		20.94	21.17	20.63		
3	15	0		21.02	20.76	20.77		
3	1	0	64-QAM	21.08	21.08	20.90	23.71	0.2350
3	1	8		21.43	20.90	21.09		
3	1	14		21.11	21.27	20.67		
3	8	0		20.11	19.92	19.72		
3	8	4		20.15	19.95	19.87		
3	8	7		20.07	19.98	19.66		
3	15	0		20.19	19.89	19.83		
Limit	EIRP < 2W			Result			Pass	



LTE Band 2 Maximum Average Power [dBm] (GT - LC = 2.28 dB)								
BW [MHz]	RB Size	RB Offset	Mod	Lowest	Middle	Highest	EIRP (dBm)	EIRP (W)
1.4	1	0	QPSK	22.95	22.73	22.51	25.23	0.3334
1.4	1	3		22.90	22.86	22.67		
1.4	1	5		22.88	22.74	22.50		
1.4	3	0		22.92	22.81	22.65		
1.4	3	1		22.89	22.83	22.61		
1.4	3	3		22.91	22.82	22.58		
1.4	6	0		21.92	21.81	21.56		
1.4	1	0	16-QAM	22.10	22.33	22.00	24.61	0.2891
1.4	1	3		22.17	22.24	21.76		
1.4	1	5		22.19	21.74	21.82		
1.4	3	0		22.05	21.59	21.61		
1.4	3	1		22.01	21.98	21.59		
1.4	3	3		21.96	21.88	21.75		
1.4	6	0		21.05	20.81	20.82		
1.4	1	0	64-QAM	21.24	20.81	20.68	23.59	0.2286
1.4	1	3		21.31	21.25	21.20		
1.4	1	5		20.80	21.14	20.71		
1.4	3	0		21.05	21.11	20.90		
1.4	3	1		20.98	20.96	20.81		
1.4	3	3		21.01	21.02	20.57		
1.4	6	0		19.80	19.92	19.61		
Limit	EIRP < 2W			Result			Pass	



LTE Band 25 Maximum Average Power [dBm] (GT - LC = 2.28 dB)								
BW [MHz]	RB Size	RB Offset	Mod	Lowest	Middle	Highest	EIRP (dBm)	EIRP (W)
20	1	0	QPSK	23.14	22.84	22.66	25.42	0.3483
20	1	49		23.07	22.96	22.73		
20	1	99		23.07	22.84	22.70		
20	50	0		22.22	21.90	21.91		
20	50	24		22.19	21.88	21.83		
20	50	50		22.13	22.02	21.94		
20	100	0		22.13	21.98	21.88		
20	1	0	16-QAM	22.06	22.18	21.77	24.58	0.2871
20	1	49		22.07	22.30	21.77		
20	1	99		22.00	21.96	22.28		
20	50	0		21.11	21.01	20.93		
20	50	24		21.20	21.06	20.82		
20	50	50		21.12	21.02	20.90		
20	100	0		21.16	21.01	20.82		
20	1	0	64-QAM	21.28	21.02	21.15	23.58	0.2280
20	1	49		21.12	20.96	21.00		
20	1	99		21.30	21.15	21.12		
20	50	0		20.27	20.01	19.85		
20	50	24		20.23	19.94	19.87		
20	50	50		20.07	19.99	19.97		
20	100	0		20.24	19.93	19.89		
Limit	EIRP < 2W			Result			Pass	



LTE Band 25 Maximum Average Power [dBm] (GT - LC = 2.28 dB)								
BW [MHz]	RB Size	RB Offset	Mod	Lowest	Middle	Highest	EIRP (dBm)	EIRP (W)
15	1	0	QPSK	23.09	22.92	22.74	25.37	0.3443
15	1	37		23.04	22.93	22.76		
15	1	74		22.89	22.88	22.72		
15	36	0		22.18	22.03	21.83		
15	36	20		22.20	21.96	21.87		
15	36	39		22.12	22.00	21.78		
15	75	0		22.10	21.88	21.90		
15	1	0	16-QAM	21.97	22.06	21.89	24.49	0.2812
15	1	37		22.10	21.98	21.96		
15	1	74		22.21	22.13	21.69		
15	36	0		21.20	21.08	20.89		
15	36	20		21.25	20.95	20.92		
15	36	39		21.14	20.88	20.82		
15	75	0		21.16	20.99	20.87		
15	1	0	64-QAM	21.18	20.97	20.94	23.56	0.2270
15	1	37		21.16	21.28	20.45		
15	1	74		20.87	20.95	20.86		
15	36	0		20.17	20.04	19.90		
15	36	20		20.31	19.99	19.93		
15	36	39		20.24	19.87	19.85		
15	75	0		20.19	20.02	19.81		
Limit	EIRP < 2W			Result			Pass	





LTE Band 25 Maximum Average Power [dBm] (GT - LC = 2.28 dB)								
BW [MHz]	RB Size	RB Offset	Mod	Lowest	Middle	Highest	EIRP (dBm)	EIRP (W)
10	1	0	QPSK	23.03	22.82	22.65	25.31	0.3396
10	1	25		23.01	22.86	22.65		
10	1	49		22.95	22.75	22.61		
10	25	0		22.13	21.87	21.77		
10	25	12		22.12	21.90	21.73		
10	25	25		22.06	21.94	21.83		
10	50	0		22.07	21.92	21.80		
10	1	0	16-QAM	22.32	22.10	21.86	24.73	0.2972
10	1	25		22.28	22.06	21.89		
10	1	49		22.45	21.96	21.94		
10	25	0		21.22	21.02	20.74		
10	25	12		21.18	20.84	20.88		
10	25	25		21.15	21.00	20.84		
10	50	0		21.08	20.87	20.75		
10	1	0	64-QAM	21.08	20.89	21.06	23.53	0.2254
10	1	25		20.99	21.09	20.77		
10	1	49		21.25	21.07	21.05		
10	25	0		20.07	19.93	19.76		
10	25	12		20.11	19.94	19.78		
10	25	25		20.12	19.96	19.78		
10	50	0		20.14	19.97	19.87		
Limit	EIRP < 2W			Result			Pass	



LTE Band 25 Maximum Average Power [dBm] (GT - LC = 2.28 dB)								
BW [MHz]	RB Size	RB Offset	Mod	Lowest	Middle	Highest	EIRP (dBm)	EIRP (W)
5	1	0	QPSK	22.97	22.74	22.55	25.28	0.3373
5	1	12		23.00	22.76	22.65		
5	1	24		22.87	22.65	22.60		
5	12	0		22.04	21.86	21.71		
5	12	7		22.09	21.86	21.69		
5	12	13		21.98	21.90	21.73		
5	25	0		22.02	21.86	21.76		
5	1	0	16-QAM	22.30	22.02	21.76	24.66	0.2924
5	1	12		22.28	21.97	21.87		
5	1	24		22.38	21.96	21.84		
5	12	0		21.15	20.95	20.71		
5	12	7		21.18	20.84	20.79		
5	12	13		21.14	20.98	20.76		
5	25	0		21.04	20.85	20.72		
5	1	0	64-QAM	21.07	20.88	20.99	23.49	0.2234
5	1	12		20.96	21.08	20.76		
5	1	24		21.21	20.99	21.02		
5	12	0		20.00	19.93	19.69		
5	12	7		20.11	19.86	19.78		
5	12	13		20.05	19.90	19.68		
5	25	0		20.09	19.88	19.80		
Limit	EIRP < 2W			Result			Pass	



LTE Band 25 Maximum Average Power [dBm] (GT - LC = 2.28 dB)								
BW [MHz]	RB Size	RB Offset	Mod	Lowest	Middle	Highest	EIRP (dBm)	EIRP (W)
3	1	0	QPSK	23.02	22.78	22.65	25.30	0.3388
3	1	8		22.91	22.77	22.64		
3	1	14		22.92	22.74	22.58		
3	8	0		22.08	21.77	21.70		
3	8	4		22.06	21.86	21.73		
3	8	7		21.99	21.88	21.78		
3	15	0		22.02	21.85	21.80		
3	1	0	16-QAM	22.31	22.01	21.79	24.67	0.2931
3	1	8		22.25	22.02	21.80		
3	1	14		22.39	21.92	21.90		
3	8	0		21.15	20.93	20.72		
3	8	4		21.11	20.80	20.88		
3	8	7		21.14	20.96	20.76		
3	15	0		21.01	20.86	20.69		
3	1	0	64-QAM	21.01	20.83	21.03	23.48	0.2228
3	1	8		20.91	21.04	20.69		
3	1	14		21.20	21.06	21.05		
3	8	0		19.97	19.86	19.73		
3	8	4		20.09	19.84	19.70		
3	8	7		20.09	19.96	19.75		
3	15	0		20.08	19.92	19.86		
Limit	EIRP < 2W			Result			Pass	



LTE Band 25 Maximum Average Power [dBm] (GT - LC = 2.28 dB)								
BW [MHz]	RB Size	RB Offset	Mod	Lowest	Middle	Highest	EIRP (dBm)	EIRP (W)
1.4	1	0	QPSK	22.89	22.70	22.53	25.32	0.3404
1.4	1	3		23.00	22.81	22.68		
1.4	1	5		22.89	22.78	22.57		
1.4	3	0		22.92	22.70	22.49		
1.4	3	1		23.04	22.78	22.65		
1.4	3	3		23.02	22.82	22.63		
1.4	6	0		22.07	21.87	21.65		
1.4	1	0	16-QAM	22.17	22.15	21.72	24.66	0.2924
1.4	1	3		22.24	22.00	21.82		
1.4	1	5		22.38	21.97	21.75		
1.4	3	0		21.91	21.88	21.77		
1.4	3	1		22.01	21.92	21.73		
1.4	3	3		22.20	21.77	21.70		
1.4	6	0		21.05	20.88	20.91		
1.4	1	0	64-QAM	21.19	21.15	20.67	23.58	0.2280
1.4	1	3		20.83	20.99	20.83		
1.4	1	5		21.06	20.96	21.11		
1.4	3	0		21.07	21.07	20.86		
1.4	3	1		21.19	21.09	20.87		
1.4	3	3		21.30	20.97	20.72		
1.4	6	0		20.03	19.77	19.69		
Limit	EIRP < 2W			Result			Pass	



LTE Band 4 Maximum Average Power [dBm] (GT - LC = 2.64 dB)								
BW [MHz]	RB Size	RB Offset	Mod	Lowest	Middle	Highest	EIRP (dBm)	EIRP (W)
20	1	0	QPSK	23.06	22.81	22.67	25.70	0.3715
20	1	49		22.66	22.60	22.72		
20	1	99		22.71	22.80	22.65		
20	50	0		21.93	21.87	21.89		
20	50	24		21.90	21.88	21.84		
20	50	50		21.87	21.81	21.86		
20	100	0		21.88	21.85	21.85		
20	1	0	16-QAM	22.11	21.75	21.97	24.85	0.3055
20	1	49		22.11	21.80	22.19		
20	1	99		22.10	22.00	22.21		
20	50	0		20.94	20.80	20.90		
20	50	24		20.93	20.91	20.92		
20	50	50		21.00	20.80	20.99		
20	100	0		20.84	20.81	20.80		
20	1	0	64-QAM	20.69	20.89	21.01	23.89	0.2449
20	1	49		21.16	20.76	20.74		
20	1	99		21.25	20.71	20.90		
20	50	0		19.98	20.01	19.97		
20	50	24		19.92	19.88	19.91		
20	50	50		19.94	19.85	19.96		
20	100	0		19.86	19.98	19.86		
Limit	EIRP < 1W			Result			Pass	



LTE Band 4 Maximum Average Power [dBm] (GT - LC = 2.64 dB)								
BW [MHz]	RB Size	RB Offset	Mod	Lowest	Middle	Highest	EIRP (dBm)	EIRP (W)
15	1	0	QPSK	22.93	22.87	22.82	25.57	0.3606
15	1	37		22.74	22.63	22.74		
15	1	74		22.68	22.67	22.73		
15	36	0		21.96	21.80	21.92		
15	36	20		21.98	21.83	21.84		
15	36	39		21.83	21.87	21.82		
15	75	0		21.91	21.79	21.84		
15	1	0	16-QAM	22.06	21.68	21.99	25.08	0.3221
15	1	37		22.34	21.79	22.06		
15	1	74		21.95	21.62	22.44		
15	36	0		20.93	20.85	20.91		
15	36	20		20.88	20.81	20.81		
15	36	39		20.82	20.77	20.96		
15	75	0		20.81	20.81	20.86		
15	1	0	64-QAM	21.07	21.13	20.68	23.77	0.2382
15	1	37		20.75	20.92	21.00		
15	1	74		20.69	21.02	21.02		
15	36	0		20.02	19.84	19.97		
15	36	20		19.85	19.88	19.87		
15	36	39		19.84	19.86	19.98		
15	75	0		19.98	19.90	19.94		
Limit	EIRP < 1W			Result			Pass	



LTE Band 4 Maximum Average Power [dBm] (GT - LC = 2.64 dB)								
BW [MHz]	RB Size	RB Offset	Mod	Lowest	Middle	Highest	EIRP (dBm)	EIRP (W)
10	1	0	QPSK	22.71	22.69	22.73	25.68	0.3698
10	1	25		22.77	22.72	23.04		
10	1	49		22.59	22.58	22.83		
10	25	0		21.91	21.76	21.78		
10	25	12		21.91	21.88	21.88		
10	25	25		21.90	21.71	21.96		
10	50	0		21.96	21.78	21.80		
10	1	0	16-QAM	22.05	21.82	21.84	25.24	0.3342
10	1	25		22.60	22.20	22.19		
10	1	49		21.71	22.11	22.27		
10	25	0		20.80	20.70	20.90		
10	25	12		20.97	20.84	20.93		
10	25	25		20.81	20.81	20.94		
10	50	0		20.99	20.85	20.88		
10	1	0	64-QAM	21.14	20.57	21.09	23.96	0.2489
10	1	25		21.08	20.63	21.00		
10	1	49		21.32	21.17	21.19		
10	25	0		19.87	19.72	20.02		
10	25	12		19.91	19.87	20.04		
10	25	25		19.97	19.98	19.99		
10	50	0		19.91	19.83	19.85		
Limit	EIRP < 1W			Result			Pass	



LTE Band 4 Maximum Average Power [dBm] (GT - LC = 2.64 dB)								
BW [MHz]	RB Size	RB Offset	Mod	Lowest	Middle	Highest	EIRP (dBm)	EIRP (W)
5	1	0	QPSK	22.69	22.64	22.72	25.66	0.3681
5	1	12		22.68	22.67	23.02		
5	1	24		22.58	22.58	22.81		
5	12	0		21.90	21.71	21.74		
5	12	7		21.89	21.81	21.86		
5	12	13		21.89	21.69	21.96		
5	25	0		21.92	21.78	21.77		
5	1	0	16-QAM	22.03	21.76	21.80	25.24	0.3342
5	1	12		22.60	22.20	22.14		
5	1	24		21.69	22.05	22.18		
5	12	0		20.72	20.60	20.81		
5	12	7		20.91	20.82	20.83		
5	12	13		20.77	20.77	20.90		
5	25	0		20.92	20.79	20.86		
5	1	0	64-QAM	21.08	20.49	21.03	23.94	0.2477
5	1	12		21.06	20.55	21.00		
5	1	24		21.30	21.09	21.15		
5	12	0		19.80	19.68	19.95		
5	12	7		19.91	19.83	20.00		
5	12	13		19.93	19.96	19.95		
5	25	0		19.87	19.81	19.75		
Limit	EIRP < 1W			Result			Pass	





LTE Band 4 Maximum Average Power [dBm] (GT - LC = 2.64 dB)								
BW [MHz]	RB Size	RB Offset	Mod	Lowest	Middle	Highest	EIRP (dBm)	EIRP (W)
3	1	0	QPSK	22.64	22.65	22.70	25.61	0.3639
3	1	8		22.72	22.68	22.97		
3	1	14		22.49	22.48	22.83		
3	8	0		21.84	21.68	21.74		
3	8	4		21.90	21.87	21.85		
3	8	7		21.85	21.71	21.91		
3	15	0		21.92	21.78	21.80		
3	1	0	16-QAM	21.99	21.73	21.76	25.24	0.3342
3	1	8		22.60	22.12	22.15		
3	1	14		21.67	22.07	22.17		
3	8	0		20.72	20.66	20.87		
3	8	4		20.96	20.77	20.84		
3	8	7		20.75	20.79	20.85		
3	15	0		20.97	20.81	20.79		
3	1	0	64-QAM	21.05	20.47	21.03	23.89	0.2449
3	1	8		21.07	20.60	20.93		
3	1	14		21.25	21.07	21.18		
3	8	0		19.81	19.64	19.96		
3	8	4		19.82	19.82	19.96		
3	8	7		19.94	19.94	19.99		
3	15	0		19.88	19.76	19.84		
Limit	EIRP < 1W			Result			Pass	



LTE Band 4 Maximum Average Power [dBm] (GT - LC = 2.64 dB)								
BW [MHz]	RB Size	RB Offset	Mod	Lowest	Middle	Highest	EIRP (dBm)	EIRP (W)
1.4	1	0	QPSK	22.66	22.56	22.74	25.47	0.3524
1.4	1	3		22.72	22.71	22.77		
1.4	1	5		22.65	22.57	22.73		
1.4	3	0		22.68	22.56	22.73		
1.4	3	1		22.74	22.63	22.83		
1.4	3	3		22.69	22.56	22.76		
1.4	6	0		21.83	21.63	21.79		
1.4	1	0	16-QAM	22.18	22.29	22.40	25.04	0.3192
1.4	1	3		22.22	22.03	22.29		
1.4	1	5		21.78	22.06	22.14		
1.4	3	0		21.65	21.70	21.89		
1.4	3	1		21.84	21.62	21.83		
1.4	3	3		21.79	21.74	21.83		
1.4	6	0		20.94	20.74	20.80		
1.4	1	0	64-QAM	21.05	20.94	20.70	23.82	0.2410
1.4	1	3		21.18	20.62	20.88		
1.4	1	5		20.77	20.96	20.95		
1.4	3	0		21.03	20.93	21.07		
1.4	3	1		20.80	20.87	21.01		
1.4	3	3		20.93	20.82	20.85		
1.4	6	0		19.76	19.65	19.77		
Limit	EIRP < 1W			Result			Pass	



LTE Band 5 Maximum Average Power [dBm] (GT - LC = 0.95 dB)								
BW [MHz]	RB Size	RB Offset	Mod	Lowest	Middle	Highest	ERP (dBm)	ERP (W)
10	1	0	QPSK	22.72	22.80	22.47	21.6	0.1445
10	1	25		22.52	22.55	22.73		
10	1	49		22.69	22.70	22.67		
10	25	0		21.73	21.75	21.80		
10	25	12		21.83	21.85	21.78		
10	25	25		21.68	21.79	21.80		
10	50	0		21.74	21.84	21.82		
10	1	0	16-QAM	21.90	21.86	21.88	20.87	0.1222
10	1	25		21.93	21.48	21.61		
10	1	49		21.47	22.07	21.89		
10	25	0		20.68	20.70	20.78		
10	25	12		20.87	20.73	20.68		
10	25	25		20.72	20.60	20.92		
10	50	0		20.76	20.76	20.72		
10	1	0	64-QAM	20.78	20.72	20.83	19.89	0.0975
10	1	25		20.65	21.03	21.09		
10	1	49		20.91	20.76	20.11		
10	25	0		19.71	19.69	19.72		
10	25	12		19.80	19.87	19.88		
10	25	25		19.68	19.77	19.81		
10	50	0		19.80	19.84	19.89		
Limit	ERP < 7W			Result			Pass	



LTE Band 5 Maximum Average Power [dBm] (GT - LC = 0.95 dB)								
BW [MHz]	RB Size	RB Offset	Mod	Lowest	Middle	Highest	ERP (dBm)	ERP (W)
5	1	0	QPSK	22.72	22.75	22.39	21.55	0.1429
5	1	12		22.44	22.49	22.66		
5	1	24		22.67	22.61	22.62		
5	12	0		21.63	21.69	21.76		
5	12	7		21.81	21.84	21.74		
5	12	13		21.60	21.71	21.80		
5	25	0		21.71	21.82	21.81		
5	1	0	16-QAM	21.90	21.83	21.82	20.78	0.1197
5	1	12		21.84	21.45	21.61		
5	1	24		21.37	21.98	21.81		
5	12	0		20.60	20.69	20.75		
5	12	7		20.83	20.64	20.62		
5	12	13		20.67	20.57	20.84		
5	25	0		20.73	20.73	20.68		
5	1	0	64-QAM	20.69	20.64	20.78	19.88	0.0973
5	1	12		20.64	21.01	21.08		
5	1	24		20.82	20.75	20.04		
5	12	0		19.61	19.69	19.68		
5	12	7		19.74	19.85	19.85		
5	12	13		19.65	19.77	19.71		
5	25	0		19.76	19.77	19.79		
Limit	ERP < 7W			Result			Pass	



LTE Band 5 Maximum Average Power [dBm] (GT - LC = 0.95 dB)								
BW [MHz]	RB Size	RB Offset	Mod	Lowest	Middle	Highest	ERP (dBm)	ERP (W)
3	1	0	QPSK	22.71	22.71	22.42	21.52	0.1419
3	1	8		22.50	22.48	22.72		
3	1	14		22.68	22.67	22.57		
3	8	0		21.66	21.68	21.73		
3	8	4		21.75	21.85	21.78		
3	8	7		21.66	21.74	21.80		
3	15	0		21.74	21.74	21.72		
3	1	0	16-QAM	21.83	21.84	21.83	20.86	0.1219
3	1	8		21.88	21.41	21.61		
3	1	14		21.41	22.06	21.83		
3	8	0		20.58	20.60	20.77		
3	8	4		20.79	20.64	20.62		
3	8	7		20.62	20.50	20.90		
3	15	0		20.67	20.69	20.67		
3	1	0	64-QAM	20.71	20.72	20.80	19.88	0.0973
3	1	8		20.62	20.96	21.08		
3	1	14		20.89	20.72	20.01		
3	8	0		19.64	19.63	19.63		
3	8	4		19.78	19.85	19.78		
3	8	7		19.58	19.71	19.77		
3	15	0		19.76	19.76	19.85		
Limit	ERP < 7W			Result			Pass	



LTE Band 5 Maximum Average Power [dBm] (GT - LC = 0.95 dB)								
BW [MHz]	RB Size	RB Offset	Mod	Lowest	Middle	Highest	ERP (dBm)	ERP (W)
1.4	1	0	QPSK	22.61	22.59	22.66	21.58	0.1439
1.4	1	3		22.66	22.61	22.70		
1.4	1	5		22.62	22.48	22.64		
1.4	3	0		22.69	22.54	22.70		
1.4	3	1		22.73	22.59	22.78		
1.4	3	3		22.67	22.55	22.68		
1.4	6	0		21.65	21.67	21.78		
1.4	1	0	16-QAM	21.73	21.84	21.95	21.08	0.1282
1.4	1	3		21.83	22.28	21.86		
1.4	1	5		22.10	21.89	21.80		
1.4	3	0		21.87	21.66	21.75		
1.4	3	1		21.85	21.68	21.80		
1.4	3	3		21.60	21.57	21.74		
1.4	6	0		20.70	20.69	20.80		
1.4	1	0	64-QAM	20.92	20.66	20.25	19.92	0.0982
1.4	1	3		21.12	20.63	20.21		
1.4	1	5		20.89	20.72	20.79		
1.4	3	0		20.84	20.73	20.40		
1.4	3	1		20.92	20.87	20.42		
1.4	3	3		20.61	20.65	20.48		
1.4	6	0		19.61	19.56	19.33		
Limit	ERP < 7W			Result			Pass	



LTE Band 7 Maximum Average Power [dBm] (GT - LC = 2.37 dB)								
BW [MHz]	RB Size	RB Offset	Mod	Lowest	Middle	Highest	EIRP (dBm)	EIRP (W)
20	1	0	QPSK	22.85	23.13	23.33	25.70	0.3715
20	1	49		22.96	23.20	23.01		
20	1	99		22.88	23.08	23.12		
20	50	0		21.94	22.14	22.28		
20	50	24		22.02	22.13	22.32		
20	50	50		22.06	22.33	22.33		
20	100	0		21.96	22.15	22.36		
20	1	0	16-QAM	22.19	22.24	22.50	25.01	0.3170
20	1	49		22.14	22.45	22.56		
20	1	99		21.89	22.64	22.23		
20	50	0		20.90	21.07	21.37		
20	50	24		21.05	21.21	21.39		
20	50	50		21.00	21.28	21.23		
20	100	0		20.92	21.21	21.27		
20	1	0	64-QAM	21.22	21.43	21.44	23.86	0.2432
20	1	49		21.32	21.24	21.38		
20	1	99		20.70	21.49	21.16		
20	50	0		19.96	20.20	20.32		
20	50	24		19.97	20.22	20.40		
20	50	50		20.06	20.26	20.31		
20	100	0		20.08	20.16	20.37		
Limit	EIRP < 2W			Result			Pass	



LTE Band 7 Maximum Average Power [dBm] (GT - LC = 2.37 dB)								
BW [MHz]	RB Size	RB Offset	Mod	Lowest	Middle	Highest	EIRP (dBm)	EIRP (W)
15	1	0	QPSK	22.94	23.13	23.24	25.67	0.3690
15	1	37		22.84	23.03	23.06		
15	1	74		22.84	23.11	23.30		
15	36	0		21.78	22.22	22.21		
15	36	20		22.00	22.19	22.37		
15	36	39		21.95	22.19	22.25		
15	75	0		21.98	22.25	22.28		
15	1	0	16-QAM	22.47	22.13	22.70	25.15	0.3273
15	1	37		22.48	22.59	22.01		
15	1	74		22.58	22.78	22.61		
15	36	0		20.87	21.22	21.36		
15	36	20		21.04	21.13	21.34		
15	36	39		21.05	21.32	21.31		
15	75	0		20.92	21.14	21.19		
15	1	0	64-QAM	21.03	21.40	21.55	23.92	0.2466
15	1	37		20.84	21.28	21.46		
15	1	74		21.04	21.20	21.35		
15	36	0		19.98	20.27	20.25		
15	36	20		19.98	20.19	20.44		
15	36	39		19.97	20.29	20.24		
15	75	0		19.98	20.19	20.28		
Limit	EIRP < 2W			Result			Pass	





LTE Band 7 Maximum Average Power [dBm] (GT - LC = 2.37 dB)								
BW [MHz]	RB Size	RB Offset	Mod	Lowest	Middle	Highest	EIRP (dBm)	EIRP (W)
10	1	0	QPSK	22.76	22.82	23.16	25.53	0.3573
10	1	25		22.78	22.91	22.93		
10	1	49		22.73	23.03	23.01		
10	25	0		21.89	22.12	22.25		
10	25	12		21.98	22.19	22.21		
10	25	25		21.93	22.23	22.24		
10	50	0		21.85	22.13	22.24		
10	1	0	16-QAM	22.11	22.50	22.73	25.10	0.3236
10	1	25		21.89	22.35	22.37		
10	1	49		21.85	22.56	22.10		
10	25	0		20.87	21.21	21.34		
10	25	12		20.86	21.20	21.20		
10	25	25		20.74	21.20	21.28		
10	50	0		20.88	21.21	21.15		
10	1	0	64-QAM	21.18	21.14	21.64	24.01	0.2518
10	1	25		21.05	21.27	21.62		
10	1	49		21.25	21.15	21.25		
10	25	0		19.97	20.24	20.28		
10	25	12		20.02	20.19	20.32		
10	25	25		19.86	20.24	20.35		
10	50	0		20.02	20.11	20.29		
Limit	EIRP < 2W			Result			Pass	



LTE Band 7 Maximum Average Power [dBm] (GT - LC = 2.37 dB)								
BW [MHz]	RB Size	RB Offset	Mod	Lowest	Middle	Highest	EIRP (dBm)	EIRP (W)
5	1	0	QPSK	22.76	22.78	23.08	25.45	0.3508
5	1	12		22.69	22.84	22.92		
5	1	24		22.73	22.97	22.99		
5	12	0		21.83	22.05	22.19		
5	12	7		21.92	22.17	22.19		
5	12	13		21.92	22.21	22.23		
5	25	0		21.84	22.03	22.23		
5	1	0	16-QAM	22.04	22.40	22.64	25.01	0.3170
5	1	12		21.82	22.28	22.37		
5	1	24		21.84	22.51	22.05		
5	12	0		20.81	21.19	21.32		
5	12	7		20.83	21.17	21.19		
5	12	13		20.70	21.15	21.26		
5	25	0		20.85	21.11	21.06		
5	1	0	64-QAM	21.13	21.10	21.57	23.96	0.2489
5	1	12		21.00	21.25	21.59		
5	1	24		21.18	21.10	21.16		
5	12	0		19.92	20.17	20.19		
5	12	7		19.94	20.13	20.24		
5	12	13		19.82	20.15	20.29		
5	25	0		20.01	20.05	20.28		
Limit	EIRP < 2W			Result			Pass	



LTE Band 12 Maximum Average Power [dBm] (GT - LC = 1.45 dB)								
BW [MHz]	RB Size	RB Offset	Mod	Lowest	Middle	Highest	ERP (dBm)	ERP (W)
10	1	0	QPSK	22.88	23.05	23.15	22.45	0.1758
10	1	25		23.10	22.99	22.82		
10	1	49		23.06	22.92	22.70		
10	25	0		22.10	22.21	22.24		
10	25	12		22.22	22.18	22.19		
10	25	25		22.19	22.20	22.17		
10	50	0		22.23	22.20	22.13		
10	1	0	16-QAM	22.16	22.12	22.36	21.66	0.1466
10	1	25		22.11	22.20	22.10		
10	1	49		22.21	22.10	22.12		
10	25	0		21.11	21.11	21.10		
10	25	12		21.31	21.14	21.28		
10	25	25		21.11	21.19	21.16		
10	50	0		21.23	21.19	21.10		
10	1	0	64-QAM	21.20	21.20	21.26	20.56	0.1138
10	1	25		20.93	21.14	21.15		
10	1	49		20.83	21.20	20.82		
10	25	0		20.13	20.12	20.13		
10	25	12		20.18	20.36	20.15		
10	25	25		20.32	20.26	20.16		
10	50	0		20.20	20.15	20.09		
Limit	ERP < 3W			Result			Pass	



LTE Band 12 Maximum Average Power [dBm] (GT - LC = 1.45 dB)								
BW [MHz]	RB Size	RB Offset	Mod	Lowest	Middle	Highest	ERP (dBm)	ERP (W)
5	1	0	QPSK	22.79	23.04	23.11	22.41	0.1742
5	1	12		23.10	22.97	22.81		
5	1	24		23.01	22.91	22.70		
5	12	0		22.02	22.19	22.21		
5	12	7		22.17	22.08	22.15		
5	12	13		22.17	22.17	22.16		
5	25	0		22.16	22.16	22.06		
5	1	0	16-QAM	22.15	22.02	22.36	21.66	0.1466
5	1	12		22.02	22.19	22.09		
5	1	24		22.15	22.00	22.10		
5	12	0		21.09	21.08	21.05		
5	12	7		21.30	21.04	21.20		
5	12	13		21.02	21.12	21.15		
5	25	0		21.22	21.10	21.05		
5	1	0	64-QAM	21.18	21.11	21.21	20.51	0.1125
5	1	12		20.88	21.07	21.06		
5	1	24		20.79	21.18	20.76		
5	12	0		20.05	20.02	20.12		
5	12	7		20.08	20.33	20.09		
5	12	13		20.30	20.21	20.10		
5	25	0		20.18	20.11	20.05		
Limit	ERP < 3W			Result			Pass	



LTE Band 12 Maximum Average Power [dBm] (GT - LC = 1.45 dB)								
BW [MHz]	RB Size	RB Offset	Mod	Lowest	Middle	Highest	ERP (dBm)	ERP (W)
3	1	0	QPSK	22.83	22.98	23.02	22.32	0.1706
3	1	8		23.00	22.86	22.80		
3	1	14		22.93	22.81	22.59		
3	8	0		21.96	22.16	22.23		
3	8	4		22.07	22.10	22.07		
3	8	7		22.07	22.01	22.03		
3	15	0		22.11	22.17	21.96		
3	1	0	16-QAM	22.12	22.02	22.32	21.62	0.1452
3	1	8		21.99	22.17	22.10		
3	1	14		22.10	21.92	21.97		
3	8	0		21.04	20.97	21.00		
3	8	4		21.26	20.99	21.13		
3	8	7		20.96	21.08	21.08		
3	15	0		21.17	21.05	21.01		
3	1	0	64-QAM	21.07	21.14	21.13	20.44	0.1107
3	1	8		20.83	21.09	21.00		
3	1	14		20.74	21.07	20.74		
3	8	0		20.04	20.03	20.02		
3	8	4		20.07	20.27	20.05		
3	8	7		20.19	20.16	20.09		
3	15	0		20.16	20.01	20.07		
Limit	ERP < 3W			Result			Pass	



LTE Band 12 Maximum Average Power [dBm] (GT - LC = 1.45 dB)								
BW [MHz]	RB Size	RB Offset	Mod	Lowest	Middle	Highest	ERP (dBm)	ERP (W)
1.4	1	0	QPSK	22.82	23.01	22.87	22.42	0.1746
1.4	1	3		22.84	23.12	22.79		
1.4	1	5		22.87	22.94	22.78		
1.4	3	0		22.88	23.01	22.92		
1.4	3	1		22.95	23.00	22.89		
1.4	3	3		22.81	23.08	22.93		
1.4	6	0		21.90	22.06	21.94		
1.4	1	0	16-QAM	21.91	22.25	22.03	22.03	0.1596
1.4	1	3		22.25	22.73	22.63		
1.4	1	5		21.76	22.39	21.82		
1.4	3	0		21.80	22.03	22.00		
1.4	3	1		21.99	22.07	22.05		
1.4	3	3		22.06	22.22	21.88		
1.4	6	0		21.00	21.25	20.97		
1.4	1	0	64-QAM	21.07	21.26	21.19	20.63	0.1156
1.4	1	3		20.97	21.18	20.96		
1.4	1	5		21.17	21.33	21.18		
1.4	3	0		21.18	21.14	21.11		
1.4	3	1		21.19	21.27	21.15		
1.4	3	3		20.95	21.31	20.99		
1.4	6	0		19.92	20.11	20.12		
Limit	ERP < 3W			Result			Pass	



LTE Band 13 Maximum Average Power [dBm] (GT - LC = 1.39 dB)								
BW [MHz]	RB Size	RB Offset	Mod	Lowest	Middle	Highest	ERP (dBm)	ERP (W)
10	1	0	QPSK		22.53		21.77	0.1503
10	1	25			22.49			
10	1	49			22.37			
10	25	0			21.71			
10	25	12			21.77			
10	25	25			21.64			
10	50	0			21.59			
10	1	0	16-QAM	-	21.97	-	21.23	0.1327
10	1	25			21.99			
10	1	49			21.53			
10	25	0			20.58			
10	25	12			20.67			
10	25	25			20.65			
10	50	0			20.50			
10	1	0	64-QAM		20.66		20.12	0.1028
10	1	25			20.86			
10	1	49			20.88			
10	25	0			19.64			
10	25	12			19.81			
10	25	25			19.77			
10	50	0			19.77			
Limit	ERP < 3W			Result			Pass	



LTE Band 13 Maximum Average Power [dBm] (GT - LC = 1.39 dB)								
BW [MHz]	RB Size	RB Offset	Mod	Lowest	Middle	Highest	ERP (dBm)	ERP (W)
5	1	0	QPSK	22.45	22.47	22.39	21.72	0.1486
5	1	12		22.48	22.45	22.40		
5	1	24		22.30	22.35	22.33		
5	12	0		21.60	21.66	21.66		
5	12	7		21.68	21.72	21.69		
5	12	13		21.50	21.54	21.49		
5	25	0		21.45	21.57	21.42		
5	1	0	16-QAM	21.88	21.93	21.83	21.18	0.1312
5	1	12		21.93	21.94	21.91		
5	1	24		21.52	21.46	21.42		
5	12	0		20.38	20.50	20.48		
5	12	7		20.65	20.62	20.65		
5	12	13		20.54	20.56	20.56		
5	25	0		20.40	20.48	20.35		
5	1	0	64-QAM	20.61	20.58	20.49	20.12	0.1028
5	1	12		20.84	20.82	20.78		
5	1	24		20.88	20.84	20.74		
5	12	0		19.51	19.60	19.59		
5	12	7		19.67	19.74	19.75		
5	12	13		19.68	19.75	19.72		
5	25	0		19.65	19.72	19.57		
Limit	ERP < 3W			Result			Pass	





LTE Band 17 Maximum Average Power [dBm] (GT - LC = 1.45 dB)								
BW [MHz]	RB Size	RB Offset	Mod	Lowest	Middle	Highest	ERP (dBm)	ERP (W)
10	1	0	QPSK	-	23.13	-	22.43	0.1750
10	1	25		-	23.03	-		
10	1	49		-	22.79	-		
10	25	0		-	22.08	-		
10	25	12		-	22.16	-		
10	25	25		-	22.20	-		
10	50	0		-	22.13	-		
10	1	0	16-QAM	-	22.53	-	21.83	0.1524
10	1	25		-	22.31	-		
10	1	49		-	22.47	-		
10	25	0		-	20.97	-		
10	25	12		-	21.06	-		
10	25	25		-	21.14	-		
10	50	0		-	21.23	-		
10	1	0	64-QAM	-	21.31	-	20.85	0.1216
10	1	25		-	21.55	-		
10	1	49		-	21.32	-		
10	25	0		-	20.13	-		
10	25	12		-	20.19	-		
10	25	25		-	20.23	-		
10	50	0		-	20.22	-		
Limit	ERP < 3W			Result			Pass	



LTE Band 17 Maximum Average Power [dBm] (GT - LC = 1.45 dB)								
BW [MHz]	RB Size	RB Offset	Mod	Lowest	Middle	Highest	ERP (dBm)	ERP (W)
5	1	0	QPSK	23.07	23.12	23.04	22.42	0.1746
5	1	12		22.99	23.03	22.99		
5	1	24		22.76	22.79	22.70		
5	12	0		22.00	22.08	22.06		
5	12	7		22.16	22.16	22.06		
5	12	13		22.15	22.20	22.16		
5	25	0		22.06	22.13	22.06		
5	1	0	16-QAM	22.52	22.53	22.48	21.83	0.1524
5	1	12		22.22	22.31	22.22		
5	1	24		22.46	22.47	22.40		
5	12	0		20.95	20.97	20.92		
5	12	7		21.06	21.06	21.03		
5	12	13		21.14	21.14	21.04		
5	25	0		21.18	21.23	21.19		
5	1	0	64-QAM	21.22	21.31	21.26	20.85	0.1216
5	1	12		21.50	21.55	21.54		
5	1	24		21.27	21.32	21.24		
5	12	0		20.05	20.13	20.11		
5	12	7		20.11	20.19	20.19		
5	12	13		20.15	20.23	20.18		
5	25	0		20.12	20.22	20.16		
Limit	ERP < 3W			Result			Pass	



LTE Band 26 Maximum Average Power [dBm] (GT - LC = 0.98 dB)								
BW [MHz]	RB Size	RB Offset	Mod	Lowest	Middle	Highest	ERP (dBm)	ERP (W)
15	1	0	QPSK	22.92	22.80	22.79	21.75	0.1496
15	1	37		22.70	22.52	22.66		
15	1	74		22.62	22.65	22.64		
15	36	0		21.87	21.68	21.65		
15	36	20		21.92	21.75	21.80		
15	36	39		21.82	21.70	21.92		
15	75	0		21.92	21.75	21.73		
15	1	0	16-QAM	22.02	22.18	21.82	21.01	0.1262
15	1	37		21.98	22.08	21.88		
15	1	74		22.12	22.04	21.63		
15	36	0		20.84	20.84	20.77		
15	36	20		20.83	20.73	20.87		
15	36	39		20.83	20.72	20.87		
15	75	0		20.89	20.72	20.84		
15	1	0	64-QAM	20.81	20.75	20.86	19.74	0.0942
15	1	37		20.66	20.91	20.84		
15	1	74		20.84	20.56	20.53		
15	36	0		19.86	19.63	19.78		
15	36	20		19.99	19.79	19.98		
15	36	39		19.90	19.79	19.83		
15	75	0		19.91	19.79	19.75		
Limit	ERP < 7W			Result			Pass	



LTE Band 26 Maximum Average Power [dBm] (GT - LC = 0.98 dB)								
BW [MHz]	RB Size	RB Offset	Mod	Lowest	Middle	Highest	ERP (dBm)	ERP (W)
10	1	0	QPSK	22.90	22.66	22.70	21.73	0.1489
10	1	25		22.89	22.52	22.73		
10	1	49		22.64	22.48	22.54		
10	25	0		21.90	21.81	21.84		
10	25	12		21.86	21.75	21.79		
10	25	25		21.84	21.66	21.88		
10	50	0		21.89	21.81	21.83		
10	1	0	16-QAM	22.22	22.03	22.20	21.12	0.1294
10	1	25		22.08	21.86	22.29		
10	1	49		21.86	21.98	22.13		
10	25	0		20.93	20.73	20.74		
10	25	12		20.97	20.87	20.74		
10	25	25		20.89	20.62	20.94		
10	50	0		20.81	20.64	20.80		
10	1	0	64-QAM	21.19	20.65	20.66	20.02	0.1005
10	1	25		20.76	20.64	21.18		
10	1	49		20.90	20.82	20.53		
10	25	0		19.99	19.81	19.77		
10	25	12		19.93	20.02	19.90		
10	25	25		19.91	19.87	19.58		
10	50	0		19.93	19.80	19.88		
Limit	ERP < 7W			Result			Pass	



LTE Band 26 Maximum Average Power [dBm] (GT - LC = 0.98 dB)								
BW [MHz]	RB Size	RB Offset	Mod	Lowest	Middle	Highest	ERP (dBm)	ERP (W)
5	1	0	QPSK	22.81	22.61	22.61	21.66	0.1466
5	1	12		22.83	22.48	22.71		
5	1	24		22.58	22.42	22.45		
5	12	0		21.86	21.78	21.76		
5	12	7		21.83	21.73	21.75		
5	12	13		21.80	21.56	21.88		
5	25	0		21.82	21.75	21.74		
5	1	0	16-QAM	22.12	21.95	22.11	21.08	0.1282
5	1	12		22.08	21.76	22.25		
5	1	24		21.83	21.88	22.12		
5	12	0		20.86	20.70	20.65		
5	12	7		20.93	20.85	20.74		
5	12	13		20.81	20.57	20.85		
5	25	0		20.72	20.56	20.76		
5	1	0	64-QAM	21.17	20.62	20.57	20	0.1000
5	1	12		20.69	20.63	21.17		
5	1	24		20.80	20.79	20.44		
5	12	0		19.97	19.78	19.73		
5	12	7		19.91	20.00	19.82		
5	12	13		19.81	19.80	19.56		
5	25	0		19.84	19.72	19.86		
Limit	ERP < 7W			Result			Pass	



LTE Band 26 Maximum Average Power [dBm] (GT - LC = 0.98 dB)								
BW [MHz]	RB Size	RB Offset	Mod	Lowest	Middle	Highest	ERP (dBm)	ERP (W)
3	1	0	QPSK	22.87	22.66	22.70	21.7	0.1479
3	1	8		22.79	22.49	22.69		
3	1	14		22.57	22.40	22.48		
3	8	0		21.87	21.81	21.84		
3	8	4		21.78	21.75	21.76		
3	8	7		21.74	21.63	21.88		
3	15	0		21.89	21.74	21.81		
3	1	0	16-QAM	22.20	21.97	22.19	21.11	0.1291
3	1	8		22.00	21.86	22.28		
3	1	14		21.85	21.90	22.08		
3	8	0		20.89	20.66	20.70		
3	8	4		20.88	20.85	20.64		
3	8	7		20.89	20.59	20.93		
3	15	0		20.78	20.58	20.73		
3	1	0	64-QAM	22.20	21.97	22.19	21.11	0.1291
3	1	8		22.00	21.86	22.28		
3	1	14		21.85	21.90	22.08		
3	8	0		20.89	20.66	20.70		
3	8	4		20.88	20.85	20.64		
3	8	7		20.89	20.59	20.93		
3	15	0		20.78	20.58	20.73		
Limit	ERP < 7W			Result			Pass	



LTE Band 26 Maximum Average Power [dBm] (GT - LC = 0.98 dB)								
BW [MHz]	RB Size	RB Offset	Mod	Lowest	Middle	Highest	ERP (dBm)	ERP (W)
1.4	1	0	QPSK	22.77	22.57	22.54	21.7	0.1479
1.4	1	3		22.85	22.48	22.73		
1.4	1	5		22.71	22.48	22.56		
1.4	3	0		22.83	22.58	22.59		
1.4	3	1		22.87	22.53	22.57		
1.4	3	3		22.74	22.57	22.66		
1.4	6	0		21.79	21.66	21.68		
1.4	1	0	16-QAM	22.51	21.82	21.98	21.34	0.1361
1.4	1	3		22.12	21.85	22.24		
1.4	1	5		22.39	21.82	21.96		
1.4	3	0		21.97	21.72	21.61		
1.4	3	1		21.89	21.68	21.64		
1.4	3	3		21.73	21.62	21.63		
1.4	6	0		21.01	20.84	20.80		
1.4	1	0	64-QAM	22.51	21.82	21.98	21.34	0.1361
1.4	1	3		22.12	21.85	22.24		
1.4	1	5		22.39	21.82	21.96		
1.4	3	0		21.97	21.72	21.61		
1.4	3	1		21.89	21.68	21.64		
1.4	3	3		21.73	21.62	21.63		
1.4	6	0		21.01	20.84	20.80		
Limit	ERP < 7W			Result			Pass	



LTE Band 38 Maximum Average Power [dBm] (GT - LC = 2.48 dB)								
BW [MHz]	RB Size	RB Offset	Mod	Lowest	Middle	Highest	EIRP (dBm)	EIRP (W)
20	1	0	QPSK	23.33	23.18	22.96	25.81	0.3811
20	1	49		23.09	23.03	23.06		
20	1	99		23.01	22.93	22.83		
20	50	0		22.35	22.25	22.10		
20	50	24		22.36	22.15	22.05		
20	50	50		22.26	22.17	22.04		
20	100	0		22.25	22.22	22.15		
20	1	0	16-QAM	22.41	22.31	22.30	24.89	0.3083
20	1	49		22.25	22.21	22.06		
20	1	99		21.99	22.12	22.09		
20	50	0		21.30	21.22	21.14		
20	50	24		21.28	21.16	21.17		
20	50	50		21.24	21.15	21.05		
20	100	0		21.31	21.22	21.10		
20	1	0	64-QAM	20.93	20.85	20.78	23.48	0.2228
20	1	49		20.81	21.00	20.58		
20	1	99		20.74	20.55	20.74		
20	50	0		20.23	20.29	20.21		
20	50	24		20.32	20.14	20.16		
20	50	50		20.21	20.17	20.01		
20	100	0		20.39	20.14	20.15		
Limit	EIRP < 2W			Result			Pass	





LTE Band 38 Maximum Average Power [dBm] (GT - LC = 2.48 dB)								
BW [MHz]	RB Size	RB Offset	Mod	Lowest	Middle	Highest	EIRP (dBm)	EIRP (W)
15	1	0	QPSK	23.22	23.09	22.88	25.70	0.3715
15	1	37		23.00	23.01	22.82		
15	1	74		23.16	22.85	22.89		
15	36	0		22.26	22.14	21.98		
15	36	20		22.28	22.15	21.91		
15	36	39		22.21	22.07	21.91		
15	75	0		22.24	22.08	21.84		
15	1	0	16-QAM	22.25	22.17	22.15	24.76	0.2992
15	1	37		22.22	22.14	21.91		
15	1	74		22.28	22.13	22.04		
15	36	0		21.31	21.11	20.88		
15	36	20		21.25	21.03	20.91		
15	36	39		21.03	21.22	20.87		
15	75	0		21.33	21.11	20.90		
15	1	0	64-QAM	20.81	20.73	20.42	23.39	0.2183
15	1	37		20.86	20.91	20.53		
15	1	74		20.86	20.44	20.54		
15	36	0		20.40	20.23	19.95		
15	36	20		20.29	20.18	19.96		
15	36	39		20.44	20.27	20.18		
15	75	0		20.31	20.07	20.07		
Limit	EIRP < 2W			Result			Pass	



LTE Band 38 Maximum Average Power [dBm] (GT - LC = 2.48 dB)								
BW [MHz]	RB Size	RB Offset	Mod	Lowest	Middle	Highest	EIRP (dBm)	EIRP (W)
10	1	0	QPSK	23.30	23.10	22.91	25.78	0.3784
10	1	25		23.07	23.07	22.82		
10	1	49		23.26	22.89	22.97		
10	25	0		22.35	22.14	22.01		
10	25	12		22.34	22.20	21.95		
10	25	25		22.23	22.11	22.01		
10	50	0		22.27	22.12	21.93		
10	1	0	16-QAM	22.33	22.21	22.21	24.81	0.3027
10	1	25		22.22	22.21	21.96		
10	1	49		22.28	22.17	22.08		
10	25	0		21.37	21.15	20.91		
10	25	12		21.29	21.07	20.96		
10	25	25		21.11	21.22	20.92		
10	50	0		21.38	21.20	21.00		
10	1	0	64-QAM	20.82	20.79	20.49	23.43	0.2203
10	1	25		20.89	20.95	20.54		
10	1	49		20.86	20.52	20.55		
10	25	0		20.45	20.31	19.99		
10	25	12		20.39	20.21	20.06		
10	25	25		20.46	20.29	20.19		
10	50	0		20.38	20.17	20.09		
Limit	EIRP < 2W			Result			Pass	



LTE Band 38 Maximum Average Power [dBm] (GT - LC = 2.48 dB)								
BW [MHz]	RB Size	RB Offset	Mod	Lowest	Middle	Highest	EIRP (dBm)	EIRP (W)
5	1	0	QPSK	23.21	23.01	22.83	25.69	0.3707
5	1	12		23.04	23.04	22.82		
5	1	24		23.21	22.89	22.97		
5	12	0		22.29	22.09	21.96		
5	12	7		22.32	22.20	21.88		
5	12	13		22.20	22.06	21.98		
5	25	0		22.18	22.08	21.91		
5	1	0	16-QAM	22.24	22.14	22.12	24.75	0.2985
5	1	12		22.17	22.16	21.87		
5	1	24		22.27	22.17	22.06		
5	12	0		21.31	21.13	20.90		
5	12	7		21.26	21.01	20.87		
5	12	13		21.06	21.16	20.84		
5	25	0		21.29	21.20	21.00		
5	1	0	64-QAM	20.77	20.69	20.45	23.37	0.2173
5	1	12		20.84	20.89	20.45		
5	1	24		20.78	20.45	20.47		
5	12	0		20.44	20.26	19.99		
5	12	7		20.36	20.13	19.97		
5	12	13		20.36	20.23	20.12		
5	25	0		20.31	20.09	20.09		
Limit	EIRP < 2W			Result			Pass	



LTE Band 41 Maximum Average Power [dBm] (GT - LC = 2.98 dB)								
BW [MHz]	RB Size	RB Offset	Mod	Lowest	Middle	Highest	EIRP (dBm)	EIRP (W)
20	1	0	QPSK	22.90	23.20	23.32	26.30	0.4266
20	1	49		22.81	23.10	23.21		
20	1	99		22.79	23.02	23.12		
20	50	0		21.92	22.21	22.25		
20	50	24		21.91	22.22	22.29		
20	50	50		22.02	22.15	22.16		
20	100	0		22.01	22.16	22.10		
20	1	0	16-QAM	21.96	22.44	22.29	25.42	0.3483
20	1	49		21.81	22.15	22.23		
20	1	99		21.93	22.16	22.16		
20	50	0		20.99	21.32	21.20		
20	50	24		21.09	21.33	21.36		
20	50	50		20.98	21.16	21.29		
20	100	0		20.96	21.30	21.20		
20	1	0	64-QAM	20.82	21.01	20.95	23.99	0.2506
20	1	49		20.47	20.78	20.96		
20	1	99		20.68	20.92	20.85		
20	50	0		20.01	20.26	20.20		
20	50	24		20.06	20.29	20.29		
20	50	50		19.98	20.14	20.21		
20	100	0		19.99	20.22	20.23		
Limit	EIRP < 2W			Result			Pass	



LTE Band 41 Maximum Average Power [dBm] (GT - LC = 2.98 dB)								
BW [MHz]	RB Size	RB Offset	Mod	Lowest	Middle	Highest	EIRP (dBm)	EIRP (W)
15	1	0	QPSK	22.80	23.14	23.29	26.27	0.4236
15	1	37		22.79	23.01	23.18		
15	1	74		22.70	22.95	23.04		
15	36	0		21.87	22.21	22.21		
15	36	20		21.86	22.21	22.28		
15	36	39		22.01	22.07	22.08		
15	75	0		21.96	22.12	22.10		
15	1	0	16-QAM	21.89	22.44	22.24	25.42	0.3483
15	1	37		21.78	22.11	22.21		
15	1	74		21.84	22.14	22.14		
15	36	0		20.99	21.31	21.17		
15	36	20		21.01	21.28	21.36		
15	36	39		20.95	21.08	21.23		
15	75	0		20.96	21.23	21.20		
15	1	0	64-QAM	20.79	20.94	20.90	23.92	0.2466
15	1	37		20.43	20.69	20.88		
15	1	74		20.64	20.90	20.80		
15	36	0		19.98	20.19	20.10		
15	36	20		20.02	20.28	20.24		
15	36	39		19.93	20.11	20.20		
15	75	0		19.95	20.18	20.22		
Limit	EIRP < 2W			Result			Pass	



LTE Band 41 Maximum Average Power [dBm] (GT - LC = 2.98 dB)								
BW [MHz]	RB Size	RB Offset	Mod	Lowest	Middle	Highest	EIRP (dBm)	EIRP (W)
10	1	0	QPSK	23.05	23.24	23.30	26.28	0.4246
10	1	25		22.83	23.03	23.22		
10	1	49		22.93	23.09	23.10		
10	25	0		21.95	22.09	22.22		
10	25	12		21.93	22.20	22.16		
10	25	25		21.92	22.15	22.20		
10	50	0		22.00	22.15	22.10		
10	1	0	16-QAM	21.99	22.23	22.37	25.35	0.3428
10	1	25		21.98	22.29	22.28		
10	1	49		21.90	22.11	22.14		
10	25	0		20.98	21.17	21.13		
10	25	12		21.03	21.29	21.29		
10	25	25		20.88	21.24	21.27		
10	50	0		21.02	21.25	21.21		
10	1	0	64-QAM	20.78	20.86	20.72	23.98	0.2500
10	1	25		20.57	21.00	20.93		
10	1	49		20.49	20.66	20.71		
10	25	0		20.00	20.19	20.29		
10	25	12		20.04	20.35	20.24		
10	25	25		20.16	20.30	20.40		
10	50	0		20.01	20.25	20.31		
Limit	EIRP < 2W			Result			Pass	



LTE Band 41 Maximum Average Power [dBm] (GT - LC = 2.98 dB)								
BW [MHz]	RB Size	RB Offset	Mod	Lowest	Middle	Highest	EIRP (dBm)	EIRP (W)
5	1	0	QPSK	22.98	23.16	23.26	26.24	0.4207
5	1	12		22.81	22.93	23.12		
5	1	24		22.83	23.03	23.00		
5	12	0		21.91	22.07	22.15		
5	12	7		21.84	22.17	22.07		
5	12	13		21.89	22.07	22.14		
5	25	0		21.90	22.12	22.00		
5	1	0	16-QAM	21.95	22.17	22.37	25.35	0.3428
5	1	12		21.96	22.24	22.20		
5	1	24		21.83	22.06	22.13		
5	12	0		20.95	21.12	21.13		
5	12	7		20.93	21.29	21.25		
5	12	13		20.88	21.16	21.18		
5	25	0		21.00	21.22	21.21		
5	1	0	64-QAM	20.70	20.78	20.69	23.89	0.2449
5	1	12		20.56	20.91	20.85		
5	1	24		20.42	20.62	20.68		
5	12	0		19.98	20.16	20.23		
5	12	7		19.95	20.28	20.21		
5	12	13		20.12	20.30	20.34		
5	25	0		19.92	20.23	20.30		
Limit	EIRP < 2W			Result			Pass	



LTE Band 66 Maximum Average Power [dBm] (GT - LC = 2.64 dB)								
BW [MHz]	RB Size	RB Offset	Mod	Lowest	Middle	Highest	EIRP (dBm)	EIRP (W)
20	1	0	QPSK	22.98	22.91	23.19	25.83	0.3828
20	1	49		22.96	22.96	23.06		
20	1	99		22.93	23.06	23.04		
20	50	0		22.05	22.07	22.07		
20	50	24		21.99	22.00	22.18		
20	50	50		22.08	22.17	22.31		
20	100	0		21.95	22.02	22.18		
20	1	0	16-QAM	22.45	22.12	22.42	25.10	0.3236
20	1	49		21.83	22.27	22.35		
20	1	99		21.77	22.46	22.12		
20	50	0		21.05	21.13	21.29		
20	50	24		21.00	21.11	21.14		
20	50	50		21.02	21.12	21.35		
20	100	0		20.93	21.08	21.21		
20	1	0	64-QAM	21.28	20.97	21.05	23.98	0.2500
20	1	49		21.05	21.33	21.09		
20	1	99		21.34	21.30	21.11		
20	50	0		20.02	20.12	20.22		
20	50	24		20.08	20.04	20.29		
20	50	50		20.05	20.22	20.25		
20	100	0		19.92	20.04	20.23		
Limit	EIRP < 1W			Result			Pass	





LTE Band 66 Maximum Average Power [dBm] (GT - LC = 2.64 dB)								
BW [MHz]	RB Size	RB Offset	Mod	Lowest	Middle	Highest	EIRP (dBm)	EIRP (W)
15	1	0	QPSK	22.89	23.00	23.17	25.81	0.3811
15	1	37		22.88	23.01	23.15		
15	1	74		22.95	23.01	23.14		
15	36	0		21.95	22.06	22.28		
15	36	20		21.93	22.12	22.27		
15	36	39		22.17	22.13	22.27		
15	75	0		22.07	22.04	22.27		
15	1	0	16-QAM	22.76	22.14	22.65	25.59	0.3622
15	1	37		22.24	22.04	22.95		
15	1	74		21.96	22.30	22.17		
15	36	0		20.94	21.06	21.16		
15	36	20		20.92	21.06	21.13		
15	36	39		20.94	21.10	21.23		
15	75	0		21.07	21.00	21.20		
15	1	0	64-QAM	21.27	21.35	21.13	24.10	0.2570
15	1	37		21.22	20.99	21.46		
15	1	74		21.02	21.05	21.38		
15	36	0		20.07	20.09	20.24		
15	36	20		20.21	20.04	20.21		
15	36	39		20.11	20.19	20.24		
15	75	0		20.01	20.08	20.15		
Limit	EIRP < 1W			Result			Pass	



LTE Band 66 Maximum Average Power [dBm] (GT - LC = 2.64 dB)								
BW [MHz]	RB Size	RB Offset	Mod	Lowest	Middle	Highest	EIRP (dBm)	EIRP (W)
10	1	0	QPSK	22.93	22.96	23.16	25.80	0.3802
10	1	25		22.71	22.83	23.13		
10	1	49		22.64	22.76	23.14		
10	25	0		21.97	22.04	22.14		
10	25	12		21.98	22.00	22.16		
10	25	25		21.89	21.98	22.15		
10	50	0		22.04	22.04	22.24		
10	1	0	16-QAM	22.05	21.98	22.46	25.45	0.3508
10	1	25		22.07	21.88	22.81		
10	1	49		22.10	22.57	22.55		
10	25	0		20.92	20.90	21.03		
10	25	12		20.99	21.02	21.21		
10	25	25		20.93	21.01	21.28		
10	50	0		21.06	21.00	21.30		
10	1	0	64-QAM	21.27	21.40	21.43	24.32	0.2704
10	1	25		21.32	20.81	21.46		
10	1	49		21.01	21.17	21.68		
10	25	0		20.04	20.02	20.13		
10	25	12		19.91	19.93	20.15		
10	25	25		19.89	20.02	20.26		
10	50	0		20.08	20.05	20.13		
Limit	EIRP < 1W			Result			Pass	



LTE Band 66 Maximum Average Power [dBm] (GT - LC = 2.64 dB)								
BW [MHz]	RB Size	RB Offset	Mod	Lowest	Middle	Highest	EIRP (dBm)	EIRP (W)
5	1	0	QPSK	22.90	22.91	23.06	25.75	0.3758
5	1	12		22.63	22.76	23.07		
5	1	24		22.55	22.72	23.11		
5	12	0		21.96	21.98	22.04		
5	12	7		21.95	21.92	22.11		
5	12	13		21.81	21.89	22.15		
5	25	0		21.95	22.03	22.17		
5	1	0	16-QAM	22.01	21.92	22.44	25.36	0.3436
5	1	12		22.05	21.84	22.72		
5	1	24		22.09	22.55	22.49		
5	12	0		20.85	20.90	21.02		
5	12	7		20.91	20.99	21.17		
5	12	13		20.86	20.98	21.20		
5	25	0		21.02	20.99	21.21		
5	1	0	64-QAM	21.25	21.33	21.38	24.29	0.2685
5	1	12		21.29	20.72	21.41		
5	1	24		21.01	21.14	21.65		
5	12	0		19.96	19.99	20.13		
5	12	7		19.86	19.83	20.05		
5	12	13		19.82	19.99	20.17		
5	25	0		20.02	20.04	20.08		
Limit	EIRP < 1W			Result			Pass	



LTE Band 66 Maximum Average Power [dBm] (GT - LC = 2.64 dB)								
BW [MHz]	RB Size	RB Offset	Mod	Lowest	Middle	Highest	EIRP (dBm)	EIRP (W)
3	1	0	QPSK	22.87	22.89	23.09	25.75	0.3758
3	1	8		22.61	22.83	23.09		
3	1	14		22.62	22.69	23.11		
3	8	0		21.88	21.98	22.13		
3	8	4		21.91	21.94	22.11		
3	8	7		21.84	21.98	22.14		
3	15	0		22.04	21.96	22.24		
3	1	0	16-QAM	22.02	21.92	22.41	25.35	0.3428
3	1	8		22.00	21.78	22.71		
3	1	14		22.03	22.57	22.47		
3	8	0		20.86	20.85	20.99		
3	8	4		20.99	20.94	21.17		
3	8	7		20.85	20.95	21.25		
3	15	0		21.06	20.91	21.23		
3	1	0	64-QAM	21.18	21.40	21.40	24.26	0.2667
3	1	8		21.27	20.72	21.46		
3	1	14		21.01	21.17	21.62		
3	8	0		19.95	20.02	20.05		
3	8	4		19.84	19.90	20.11		
3	8	7		19.85	19.99	20.17		
3	15	0		20.07	20.01	20.08		
Limit	EIRP < 1W			Result			Pass	



LTE Band 66 Maximum Average Power [dBm] (GT - LC = 2.64 dB)								
BW [MHz]	RB Size	RB Offset	Mod	Lowest	Middle	Highest	EIRP (dBm)	EIRP (W)
1.4	1	0	QPSK	22.87	22.76	23.02	25.75	0.3758
1.4	1	3		22.87	22.97	23.11		
1.4	1	5		22.87	22.94	23.11		
1.4	3	0		22.79	22.92	23.00		
1.4	3	1		22.81	22.99	23.09		
1.4	3	3		22.80	22.94	23.05		
1.4	6	0		21.93	21.92	22.11		
1.4	1	0	16-QAM	21.94	22.01	22.55	25.40	0.3467
1.4	1	3		22.32	22.07	21.98		
1.4	1	5		21.83	22.25	22.76		
1.4	3	0		22.01	21.96	22.05		
1.4	3	1		21.98	22.03	22.09		
1.4	3	3		21.98	21.92	22.19		
1.4	6	0		21.02	21.07	21.12		
1.4	1	0	64-QAM	21.22	21.38	21.61	24.25	0.2661
1.4	1	3		21.30	21.14	21.36		
1.4	1	5		21.11	21.35	21.07		
1.4	3	0		20.95	21.10	21.38		
1.4	3	1		21.05	21.09	21.28		
1.4	3	3		21.01	21.01	21.16		
1.4	6	0		19.99	20.01	20.20		
Limit	EIRP < 1W			Result			Pass	



LTE Band 71 Maximum Average Power [dBm] (GT - LC = 1.28 dB)								
BW [MHz]	RB Size	RB Offset	Mod	Lowest	Middle	Highest	ERP (dBm)	ERP (W)
20	1	0	QPSK	22.88	22.93	22.99	22.12	0.1629
20	1	49		22.66	22.73	22.75		
20	1	99		22.65	22.69	22.78		
20	50	0		21.91	21.85	21.84		
20	50	24		21.85	21.83	21.92		
20	50	50		21.85	21.87	21.99		
20	100	0		21.86	21.88	21.76		
20	1	0	16-QAM	22.35	21.88	22.03	21.48	0.1406
20	1	49		22.04	21.87	21.88		
20	1	99		21.93	21.82	21.90		
20	50	0		20.79	20.85	20.91		
20	50	24		20.92	20.86	20.98		
20	50	50		20.75	20.94	20.96		
20	100	0		20.81	20.91	20.85		
20	1	0	64-QAM	21.21	20.97	20.89	20.34	0.1081
20	1	49		20.97	20.91	21.17		
20	1	99		21.10	20.86	20.82		
20	50	0		19.85	19.89	19.97		
20	50	24		19.88	19.86	19.99		
20	50	50		19.88	19.99	20.06		
20	100	0		19.90	19.90	19.91		
Limit	ERP < 3W			Result			Pass	



LTE Band 71 Maximum Average Power [dBm] (GT - LC = 1.28 dB)								
BW [MHz]	RB Size	RB Offset	Mod	Lowest	Middle	Highest	ERP (dBm)	ERP (W)
15	1	0	QPSK	22.83	22.64	22.76	21.96	0.1570
15	1	37		22.56	22.78	22.80		
15	1	74		22.66	22.71	22.80		
15	36	0		21.83	21.77	21.97		
15	36	20		21.88	21.84	21.99		
15	36	39		21.85	21.81	21.90		
15	75	0		21.80	21.88	21.91		
15	1	0	16-QAM	22.04	22.57	22.04	21.7	0.1479
15	1	37		22.28	22.02	22.12		
15	1	74		22.19	21.82	21.78		
15	36	0		20.94	20.86	20.86		
15	36	20		20.90	20.85	20.94		
15	36	39		20.81	20.89	20.96		
15	75	0		20.95	20.90	20.86		
15	1	0	64-QAM	21.21	21.13	20.87	20.37	0.1089
15	1	37		21.11	21.24	21.02		
15	1	74		20.57	20.40	20.93		
15	36	0		19.86	19.89	19.93		
15	36	20		19.85	19.91	19.97		
15	36	39		19.73	19.83	20.04		
15	75	0		19.97	19.86	19.97		
Limit	ERP < 3W			Result			Pass	



LTE Band 71 Maximum Average Power [dBm] (GT - LC = 1.28 dB)								
BW [MHz]	RB Size	RB Offset	Mod	Lowest	Middle	Highest	ERP (dBm)	ERP (W)
10	1	0	QPSK	22.68	22.66	22.71	22.03	0.1596
10	1	25		22.59	22.56	22.74		
10	1	49		22.65	22.64	22.90		
10	25	0		21.82	21.74	21.89		
10	25	12		21.89	21.84	21.94		
10	25	25		21.69	21.70	21.87		
10	50	0		21.84	21.82	21.86		
10	1	0	16-QAM	21.90	21.97	22.17	21.51	0.1416
10	1	25		22.38	22.06	22.35		
10	1	49		21.84	22.08	21.93		
10	25	0		20.63	20.77	20.97		
10	25	12		20.75	20.71	20.89		
10	25	25		20.75	20.64	20.97		
10	50	0		20.62	20.83	20.72		
10	1	0	64-QAM	21.13	20.87	21.08	20.26	0.1062
10	1	25		20.70	20.71	20.89		
10	1	49		20.93	21.04	20.93		
10	25	0		19.94	19.75	19.94		
10	25	12		19.87	19.96	19.97		
10	25	25		19.83	19.72	20.00		
10	50	0		19.79	19.80	19.95		
Limit	ERP < 3W			Result			Pass	





LTE Band 71 Maximum Average Power [dBm] (GT - LC = 1.28 dB)								
BW [MHz]	RB Size	RB Offset	Mod	Lowest	Middle	Highest	ERP (dBm)	ERP (W)
5	1	0	QPSK	22.58	22.57	22.65	21.98	0.1578
5	1	12		22.59	22.53	22.70		
5	1	24		22.59	22.57	22.85		
5	12	0		21.78	21.70	21.89		
5	12	7		21.87	21.81	21.85		
5	12	13		21.61	21.65	21.84		
5	25	0		21.74	21.78	21.80		
5	1	0	16-QAM	21.81	21.97	22.07	21.49	0.1409
5	1	12		22.36	22.04	22.30		
5	1	24		21.77	22.07	21.83		
5	12	0		20.62	20.70	20.87		
5	12	7		20.74	20.69	20.89		
5	12	13		20.69	20.62	20.97		
5	25	0		20.55	20.74	20.70		
5	1	0	64-QAM	21.07	20.78	21.07	20.2	0.1047
5	1	12		20.70	20.62	20.85		
5	1	24		20.92	20.95	20.93		
5	12	0		19.91	19.75	19.88		
5	12	7		19.87	19.88	19.95		
5	12	13		19.79	19.64	19.94		
5	25	0		19.78	19.77	19.95		
Limit	ERP < 3W			Result			Pass	



## Appendix B. Test Results of Radiated Test

### LTE Band 2

LTE Band 2 / 10MHz / QPSK									
Channel	Frequency ( MHz )	EIRP ( dBm )	Limit ( dBm )	Over Limit ( dB )	SPA Reading (dBm)	S.G. Power ( dBm )	TX Cable loss ( dB )	TX Antenna Gain (dBi)	Polarization (H/V)
Lowest	3702	-54.96	-13	-41.96	-72.89	-66.17	1.41	12.62	H
	5550	-50.89	-13	-37.89	-74.07	-62.45	1.74	13.30	H
	7404	-47.58	-13	-34.58	-74.39	-56.90	1.94	11.25	H
									H
									H
									H
	3702	-54.29	-13	-41.29	-72.37	-65.50	1.41	12.62	V
	5550	-51.47	-13	-38.47	-74.17	-63.03	1.74	13.30	V
	7404	-47.47	-13	-34.47	-74.13	-56.79	1.94	11.25	V
									V
									V
									V
Middle	3750	-54.54	-13	-41.54	-72.68	-65.77	1.43	12.65	H
	5628	-51.39	-13	-38.39	-74.56	-62.96	1.73	13.30	H
	7500	-47.55	-13	-34.55	-73.92	-56.66	1.99	11.10	H
									H
									H
									H
	3750	-54.38	-13	-41.38	-72.72	-65.61	1.43	12.65	V
	5628	-51.89	-13	-38.89	-74.68	-63.46	1.73	13.30	V
	7500	-47.59	-13	-34.59	-73.93	-56.70	1.99	11.10	V
									V
									V
									V



Highest	3804	-54.57	-13	-41.57	-72.95	-64.76	2.03	12.22	H
	5700	-51.35	-13	-38.35	-74.89	-61.72	2.11	12.48	H
	7602	-48.35	-13	-35.35	-74.19	-56.60	2.11	10.37	H
									H
									H
									H
	3804	-54.22	-13	-41.22	-72.86	-64.41	2.03	12.22	V
	5700	-51.84	-13	-38.84	-74.81	-62.21	2.11	12.48	V
	7602	-48.24	-13	-35.24	-74.03	-56.49	2.11	10.37	V
									V
									V
									V

Remark: Spurious emissions within 30-1000MHz were found more than 20dB below limit line.



### LTE Band 4

LTE Band 4 / 3MHz / QPSK									
Channel	Frequency ( MHz )	EIRP ( dBm )	Limit ( dBm )	Over Limit ( dB )	SPA Reading (dBm)	S.G. Power ( dBm )	TX Cable loss ( dB )	TX Antenna Gain (dBi)	Polarization (H/V)
Lowest	3420	-56.77	-13	-43.77	-72.69	-67.73	1.35	12.31	H
	5128	-52.41	-13	-39.41	-74.37	-63.55	1.64	12.78	H
	6843	-49.05	-13	-36.05	-74.42	-59.43	1.74	12.12	H
									H
									H
									H
	3420	-56.98	-13	-43.98	-73.32	-67.94	1.35	12.31	V
	5128	-52.63	-13	-39.63	-74.33	-63.77	1.64	12.78	V
	6843	-49.38	-13	-36.38	-74.35	-59.76	1.74	12.12	V
									V
									V
									V
Middle	3462	-56.31	-13	-43.31	-72.64	-62.55	1.59	7.83	H
	5191	-52.43	-13	-39.43	-74.37	-59.68	2.45	9.70	H
	6927	-48.39	-13	-35.39	-74.18	-56.49	2.61	10.71	H
									H
									H
									H
	3462	-56.35	-13	-43.35	-73.07	-62.59	1.59	7.83	V
	5191	-53.12	-13	-40.12	-74.88	-60.37	2.45	9.70	V
	6927	-49.11	-13	-36.11	-74.45	-57.21	2.61	10.71	V
									V
									V
									V



Highest	3504	-56.03	-13	-43.03	-72.75	-67.17	1.36	12.50	H
	5254	-52.72	-13	-39.72	-74.85	-64.00	1.68	12.96	H
	7011	-47.61	-13	-34.61	-73.82	-57.77	1.73	11.88	H
									H
									H
									H
	3504	-56.10	-13	-43.10	-73.17	-67.24	1.36	12.50	V
	5254	-52.85	-13	-39.85	-74.75	-64.13	1.68	12.96	V
	7011	-48.22	-13	-35.22	-73.94	-58.38	1.73	11.88	V
									V
									V
									V

Remark: Spurious emissions within 30-1000MHz were found more than 20dB below limit line.



**LTE Band 5**

LTE Band 5 / 5MHz / QPSK									
Channel	Frequency ( MHz )	ERP ( dBm )	Limit ( dBm )	Over Limit ( dB )	SPA Reading (dBm)	S.G. Power ( dBm )	TX Cable loss ( dB )	TX Antenna Gain (dBi)	Polarization (H/V)
Lowest	1649	-59.37	-13	-46.37	-67.82	-64.97	0.92	8.67	H
	2473	-58.07	-13	-45.07	-71.58	-65.44	1.14	10.66	H
	3296	-57.49	-13	-44.49	-72.83	-66.03	1.32	12.01	H
									H
									H
									H
	1649	-58.21	-13	-45.21	-66.13	-63.81	0.92	8.67	V
	2473	-52.04	-13	-39.04	-65.7	-59.41	1.14	10.66	V
	3296	-56.79	-13	-43.79	-72.6	-65.33	1.32	12.01	V
									V
									V
									V
Middle	1669	-61.04	-13	-48.04	-69.56	-66.70	0.93	8.74	H
	2503	-47.65	-13	-34.65	-61.22	-55.05	1.15	10.70	H
	3337	-57.36	-13	-44.36	-72.58	-65.99	1.33	12.11	H
									H
									H
									H
	1669	-62.44	-13	-49.44	-70.35	-68.10	0.93	8.74	V
	2503	-45.72	-13	-32.72	-59.5	-53.12	1.15	10.70	V
	3337	-56.97	-13	-43.97	-72.64	-65.60	1.33	12.11	V
									V
									V
									V



Highest	1689	-61.98	-13	-48.98	-70.55	-67.71	0.93	8.82	H
	2533	-58.37	-13	-45.37	-71.95	-65.80	1.16	10.74	H
	3376	-57.88	-13	-44.88	-72.99	-66.59	1.34	12.20	H
									H
									H
									H
	1689	-63.35	-13	-50.35	-71.23	-69.08	0.93	8.82	V
	2533	-58.72	-13	-45.72	-72.43	-66.15	1.16	10.74	V
	3376	-57.17	-13	-44.17	-72.72	-65.88	1.34	12.20	V
									V
									V
									V

Remark: Spurious emissions within 30-1000MHz were found more than 20dB below limit line.



**LTE Band 12**

LTE Band 12 / 5MHz / QPSK									
Channel	Frequency ( MHz )	ERP ( dBm )	Limit ( dBm )	Over Limit ( dB )	SPA Reading (dBm)	S.G. Power ( dBm )	TX Cable loss ( dB )	TX Antenna Gain (dBi)	Polarization (H/V)
Lowest	1399	-60.42	-13.00	-47.42	-69.99	-65.06	0.84	7.64	H
	2098	-58.16	-13.00	-45.16	-70.80	-65.09	1.06	10.14	H
	2797	-57.46	-13.00	-44.46	-71.87	-65.15	1.22	11.06	H
									H
									H
									H
	1399	-61.64	-13.00	-48.64	-69.99	-66.28	0.84	7.64	V
	2098	-58.70	-13.00	-45.70	-70.23	-65.63	1.06	10.14	V
	2797	-57.70	-13.00	-44.70	-72.05	-65.39	1.22	11.06	V
									V
									V
									V
Middle	1411	-60.29	-13.00	-47.29	-69.82	-64.98	0.85	7.69	H
	2116	-58.72	-13.00	-45.72	-71.68	-65.67	1.07	10.16	H
	2821	-57.47	-13.00	-44.47	-71.97	-65.18	1.23	11.09	H
									H
									H
									H
	1411	-61.90	-13.00	-48.90	-70.21	-66.59	0.85	7.69	V
	2116	-59.25	-13.00	-46.25	-71.08	-66.20	1.07	10.16	V
	2821	-57.72	-13.00	-44.72	-72.18	-65.43	1.23	11.09	V
									V
									V
									V





Highest	1423	-59.53	-13.00	-46.53	-69.00	-64.28	0.85	7.75	H
	2134	-58.93	-13.00	-45.93	-72.21	-65.90	1.07	10.19	H
	2845	-57.16	-13.00	-44.16	-71.76	-64.89	1.23	11.11	H
									H
									H
									H
	1423	-59.39	-13.00	-46.39	-67.66	-64.14	0.85	7.75	V
	2134	-60.05	-13.00	-47.05	-72.18	-67.02	1.07	10.19	V
	2845	-57.51	-13.00	-44.51	-72.09	-65.24	1.23	11.11	V
									V
									V
									V

Remark: Spurious emissions within 30-1000MHz were found more than 20dB below limit line.



**LTE Band 13**

LTE Band 13 / 5MHz / QPSK									
Channel	Frequency ( MHz )	ERP ( dBm )	Limit ( dBm )	Over Limit ( dB )	SPA Reading (dBm)	S.G. Power ( dBm )	TX Cable loss ( dB )	TX Antenna Gain (dBi)	Polarization (H/V)
Lowest	1552	-62.11	-13	-49.11	-70.82	-67.37	0.89	8.30	H
	2328	-57.99	-13	-44.99	-71.78	-65.19	1.11	10.46	H
	3112	-57.20	-13	-44.20	-72.63	-65.33	1.29	11.57	H
									H
									H
									H
	1552	-63.12	-13	-50.12	-71.12	-68.38	0.89	8.30	V
	2328	-58.68	-13	-45.68	-72.00	-65.88	1.11	10.46	V
	3112	-56.92	-13	-43.92	-72.69	-65.05	1.29	11.57	V
									V
									V
									V
Middle	1560	-61.55	-42.15	-19.40	-70.19	-66.84	0.89	8.33	H
	2336	-58.35	-13	-45.35	-72.10	-65.56	1.11	10.47	H
	3120	-56.92	-13	-43.92	-72.37	-65.07	1.29	11.59	H
									H
									H
									H
	1560	-62.21	-42.15	-20.06	-70.21	-67.50	0.89	8.33	V
	2336	-58.85	-13	-45.85	-72.17	-66.06	1.11	10.47	V
	3120	-56.05	-13	-43.05	-71.86	-64.20	1.29	11.59	V
									V
									V
									V



Highest	1568	-62.47	-42.15	-20.32	-71.05	-67.79	0.89	8.36	H
	2344	-57.56	-13	-44.56	-71.25	-64.78	1.12	10.48	H
	3128	-57.09	-13	-44.09	-72.55	-65.25	1.29	11.61	H
									H
									H
									H
	1568	-63.03	-42.15	-20.88	-71.02	-68.35	0.89	8.36	V
	2344	-58.80	-13	-45.80	-72.12	-66.02	1.12	10.48	V
	3128	-56.68	-13	-43.68	-72.52	-64.84	1.29	11.61	V
									V
									V
									V

Remark: Spurious emissions within 30-1000MHz were found more than 20dB below limit line.



**LTE Band 41**

LTE Band 41 / 5MHz / QPSK									
Channel	Frequency ( MHz )	EIRP ( dBm )	Limit ( dBm )	Over Limit ( dB )	SPA Reading (dBm)	S.G. Power ( dBm )	TX Cable loss ( dB )	TX Antenna Gain (dBi)	Polarization (H/V)
Lowest	4992	-51.20	-25	-26.20	-73.2	-62.19	1.61	12.60	H
	7489	-46.49	-25	-21.49	-72.9	-55.62	1.98	11.12	H
	9985	-44.04	-25	-19.04	-73.64	-52.95	2.40	11.31	H
									H
									H
									H
	4992	-52.27	-25	-27.27	-73.81	-63.26	1.61	12.60	V
	7489	-46.94	-25	-21.94	-73.3	-56.07	1.98	11.12	V
	9985	-43.35	-25	-18.35	-73.7	-52.26	2.40	11.31	V
									V
									V
									V
Middle	5181	-52.52	-25	-27.52	-74.46	-63.72	1.66	12.85	H
	7772	-47.98	-25	-22.98	-73.9	-57.11	2.03	11.15	H
	10363	-43.35	-25	-18.35	-73.83	-51.97	2.39	11.01	H
									H
									H
									H
	5181	-52.84	-25	-27.84	-74.59	-64.04	1.66	12.85	V
	7772	-48.13	-25	-23.13	-73.78	-57.26	2.03	11.15	V
	10363	-43.58	-25	-18.58	-74.07	-52.20	2.39	11.01	V
									V
									V
									V



Highest	5370	-52.36	-25	-27.36	-74.9	-63.77	1.71	13.12	H
	8056	-46.92	-25	-21.92	-73.97	-56.17	2.06	11.31	H
	10741	-42.88	-25	-17.88	-73.75	-51.26	2.52	10.90	H
									H
									H
									H
	5370	-52.75	-25	-27.75	-74.91	-64.16	1.71	13.12	V
	8056	-46.74	-25	-21.74	-73.78	-55.99	2.06	11.31	V
	10741	-43.23	-25	-18.23	-73.87	-51.61	2.52	10.90	V
									V
									V
									V

Remark: Spurious emissions within 30-1000MHz were found more than 20dB below limit line.



**LTE Band 71**

LTE Band 71 / 5MHz / QPSK									
Channel	Frequency ( MHz )	ERP ( dBm )	Limit ( dBm )	Over Limit ( dB )	SPA Reading (dBm)	S.G. Power ( dBm )	TX Cable loss ( dB )	TX Antenna Gain (dBi)	Polarization (H/V)
Lowest	1328	-59.33	-13	-46.33	-68.47	-65.81	0.83	7.31	H
	1992	-48.48	-13	-35.48	-59.26	-57.41	1.04	9.97	H
	2656	-58.80	-13	-45.80	-72.61	-68.50	1.19	10.89	H
									H
									H
									H
	1328	-59.67	-13	-46.67	-67.97	-66.15	0.83	7.31	V
	1992	-51.95	-13	-38.95	-61.76	-60.88	1.04	9.97	V
	2656	-59.08	-13	-46.08	-72.86	-68.78	1.19	10.89	V
									V
									V
									V
Middle	1344	-59.88	-13	-46.88	-69.12	-66.43	0.83	7.38	H
	2024	-54.15	-13	-41.15	-65.44	-63.14	1.05	10.03	H
	2696	-58.59	-13	-45.59	-72.58	-68.33	1.20	10.94	H
									H
									H
									H
	1344	-61.15	-13	-48.15	-69.46	-67.70	0.83	7.38	V
	2024	-56.85	-13	-43.85	-67.14	-65.84	1.05	10.03	V
	2696	-58.66	-13	-45.66	-72.6	-68.40	1.20	10.94	V
									V
									V
									V



Highest	1384	-60.59	-13	-47.59	-70.06	-67.32	0.84	7.57	H
	2080	-58.77	-13	-45.77	-71.08	-67.82	1.06	10.11	H
	2776	-57.26	-13	-44.26	-71.58	-67.07	1.22	11.03	H
									H
									H
									H
	1384	-61.73	-13	-48.73	-70.06	-68.46	0.84	7.57	V
	2080	-59.53	-13	-46.53	-70.76	-68.58	1.06	10.11	V
	2776	-57.96	-13	-44.96	-72.22	-67.77	1.22	11.03	V
									V
									V
									V

Remark: Spurious emissions within 30-1000MHz were found more than 20dB below limit line.