


## Appendix C. Setup Photographs


<Radiated Emission>

X Plane for Cellular Band

LF



HF





**Y Plane with Cradle for PCS Band**

**LF**



**HF**




**SHF**

**Z Plane for AWS Band**

**LF**



**HF**



—————THE END—————