

## Appendix C. Setup Photographs


<Radiated Emission>

X Plane for Cellular Band

LF



HF




Y Plane for AWS Band

LF



HF



Z Plane for PCS Band


LF



HF



SHF



————THE END————