

CN232OYL (P15C-BLE) 001
CN232OYL (P15C-BT) 001
CN232OYL (P15C-WiFi) 001
CN232OYL (P15E-WiFi) 001

Product: Tablet PC
Type Identification: F110,F110-501

BR/EDR & WiFi 2.4GHz

Photograph 1: Test Setup for Spurious Emissions (Front View 1)



Photograph 2: Test Setup for Spurious Emissions (Front View 2)



CN232OYL (P15C-BLE) 001
CN232OYL (P15C-BT) 001
CN232OYL (P15C-WiFi) 001
CN232OYL (P15E-WiFi) 001

Product: Tablet PC
Type Identification: F110,F110-501

Photograph 3: Test Setup for Spurious Emissions (Back View 1)




Photograph 4: Test Setup for Spurious Emissions (Back View 2)




CN232OYL (P15C-BLE) 001
CN232OYL (P15C-BT) 001
CN232OYL (P15C-WiFi) 001
CN232OYL (P15E-WiFi) 001

Product: Tablet PC
Type Identification: F110,F110-501

Photograph 5: Test Setup for Spurious Emissions (Back View 3)



Photograph 6: Test Setup for Spurious Emissions (Back View 4)



CN232OYL (P15C-BLE) 001
CN232OYL (P15C-BT) 001
CN232OYL (P15C-WiFi) 001
CN232OYL (P15E-WiFi) 001

Product: Tablet PC
Type Identification: F110,F110-501

BLE

Photograph 7: Test Setup for Spurious Emissions (Front View 1)




Photograph 8: Test Setup for Spurious Emissions (Front View 2)




CN232OYL (P15C-BLE) 001
CN232OYL (P15C-BT) 001
CN232OYL (P15C-WiFi) 001
CN232OYL (P15E-WiFi) 001

Product: Tablet PC
Type Identification: F110,F110-501

Photograph 9: Test Setup for Spurious Emissions (Back View 1)




Photograph 10: Test Setup for Spurious Emissions (Back View 2)




CN232OYL (P15C-BLE) 001
CN232OYL (P15C-BT) 001
CN232OYL (P15C-WiFi) 001
CN232OYL (P15E-WiFi) 001

Product: Tablet PC
Type Identification: F110,F110-501

Photograph 11: Test Setup for Spurious Emissions (Back View 3)



Photograph 12: Test Setup for Spurious Emissions (Back View 4)



CN232OYL (P15C-BLE) 001
CN232OYL (P15C-BT) 001
CN232OYL (P15C-WiFi) 001
CN232OYL (P15E-WiFi) 001

Product: Tablet PC
Type Identification: F110,F110-501

WiFi 5GHz

Photograph 13: Test Setup for Spurious Emissions (Front View 1)




Photograph 14: Test Setup for Spurious Emissions (Front View 2)



CN232OYL (P15C-BLE) 001
CN232OYL (P15C-BT) 001
CN232OYL (P15C-WiFi) 001
CN232OYL (P15E-WiFi) 001

Product: Tablet PC
Type Identification: F110,F110-501

Photograph 15: Test Setup for Spurious Emissions (Back View 1)




Photograph 16: Test Setup for Spurious Emissions (Back View 2)




CN232OYL (P15C-BLE) 001
CN232OYL (P15C-BT) 001
CN232OYL (P15C-WiFi) 001
CN232OYL (P15E-WiFi) 001

Product: Tablet PC
Type Identification: F110,F110-501

Photograph 17: Test Setup for Spurious Emissions (Back View 3)



Photograph 18: Test Setup for Spurious Emissions (Back View 4)



CN232OYL (P15C-BLE) 001
CN232OYL (P15C-BT) 001
CN232OYL (P15C-WiFi) 001
CN232OYL (P15E-WiFi) 001

Product: Tablet PC
Type Identification: F110,F110-501

Photograph 19: Test Setup for Mains Conducted Emissions (Front View)



Photograph 20: Test Setup for Mains Conducted Emissions (Back View)



CN232OYL (P15C-BLE) 001
CN232OYL (P15C-BT) 001
CN232OYL (P15C-WiFi) 001
CN232OYL (P15E-WiFi) 001

Product: Tablet PC
Type Identification: F110,F110-501

Support Units
Power Cord

