

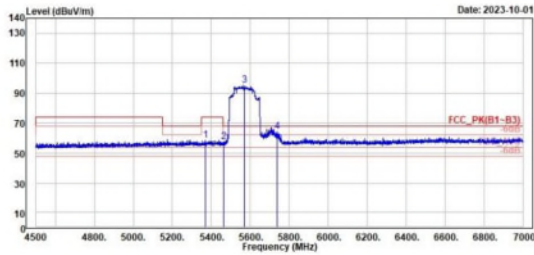
802.11n VHT160_Ant 1

CH 114 (Horizontal) Peak

CH 114 (Vertical) Peak



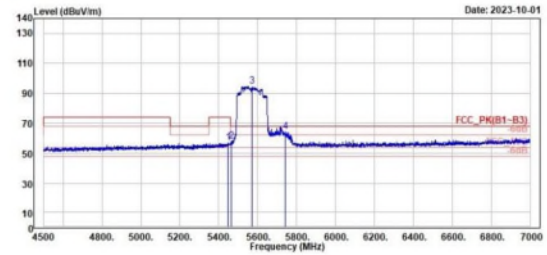
TÜV Rheinland Taiwan Ltd.
No. 65B-18, Sec 2, Fongshan, Linkou Dist., New Taipei City 244, Taiwan(R.O.C.)
Tel: +886-2172-1000 Fax: +886-2172-1322



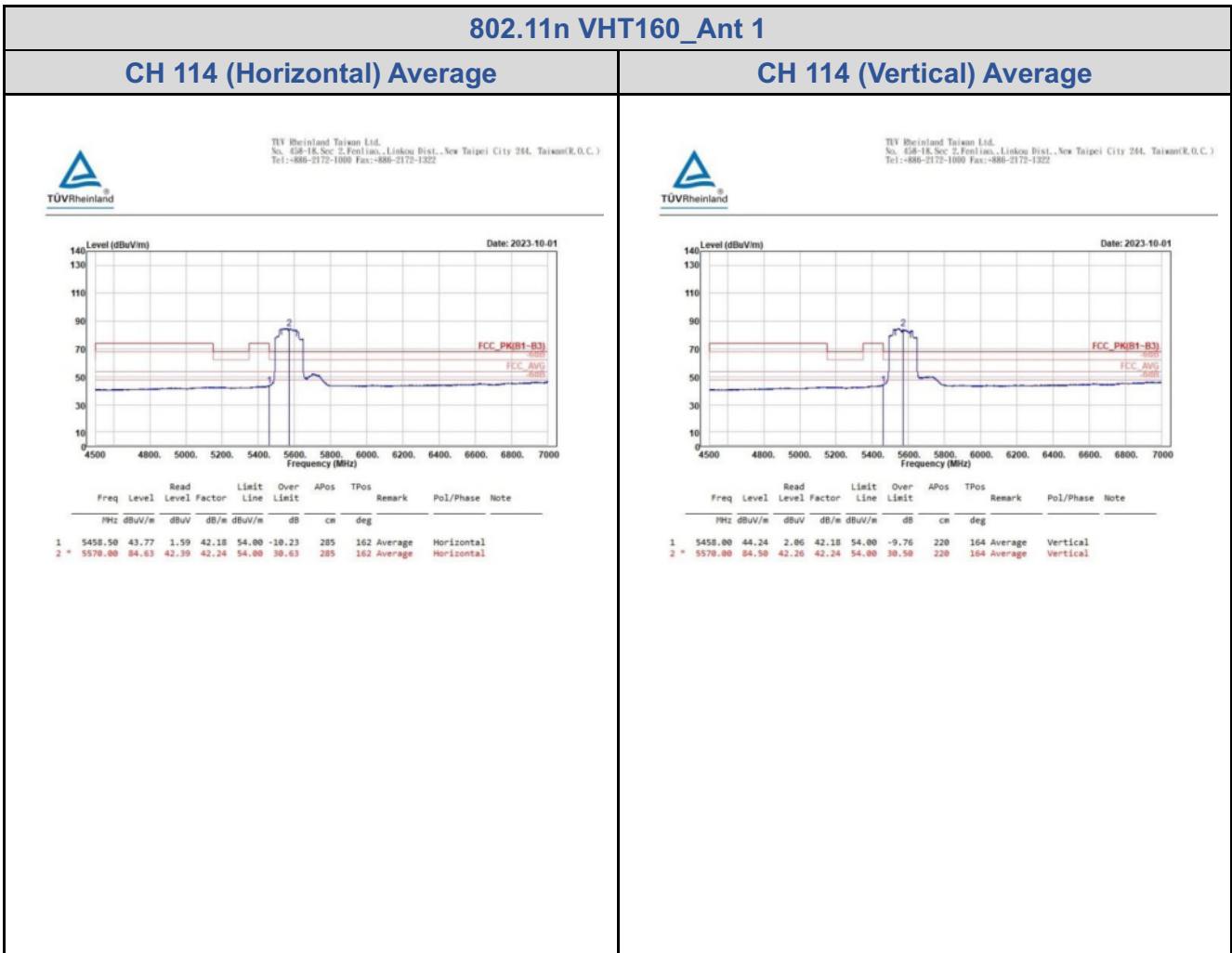
Peak	Freq MHz	Level dBuV/m	Read Level dBuV	Factor	Limit Line dB/m	Over Limit dBuV/m	APos dB	TPos cm	Remark	Pol/Phase	Note
1	5370.00	58.64	16.50	42.14	74.00	-15.36	285	162	Peak	Horizontal	
2	5462.00	57.52	15.34	42.18	68.20	-10.68	285	162	Peak	Horizontal	
3 *	5570.00	95.07	52.83	42.24	68.20	26.87	285	162	Peak	Horizontal	
4 †	5730.00	64.53	22.00	42.53	68.20	-3.67	285	162	Peak	Horizontal	

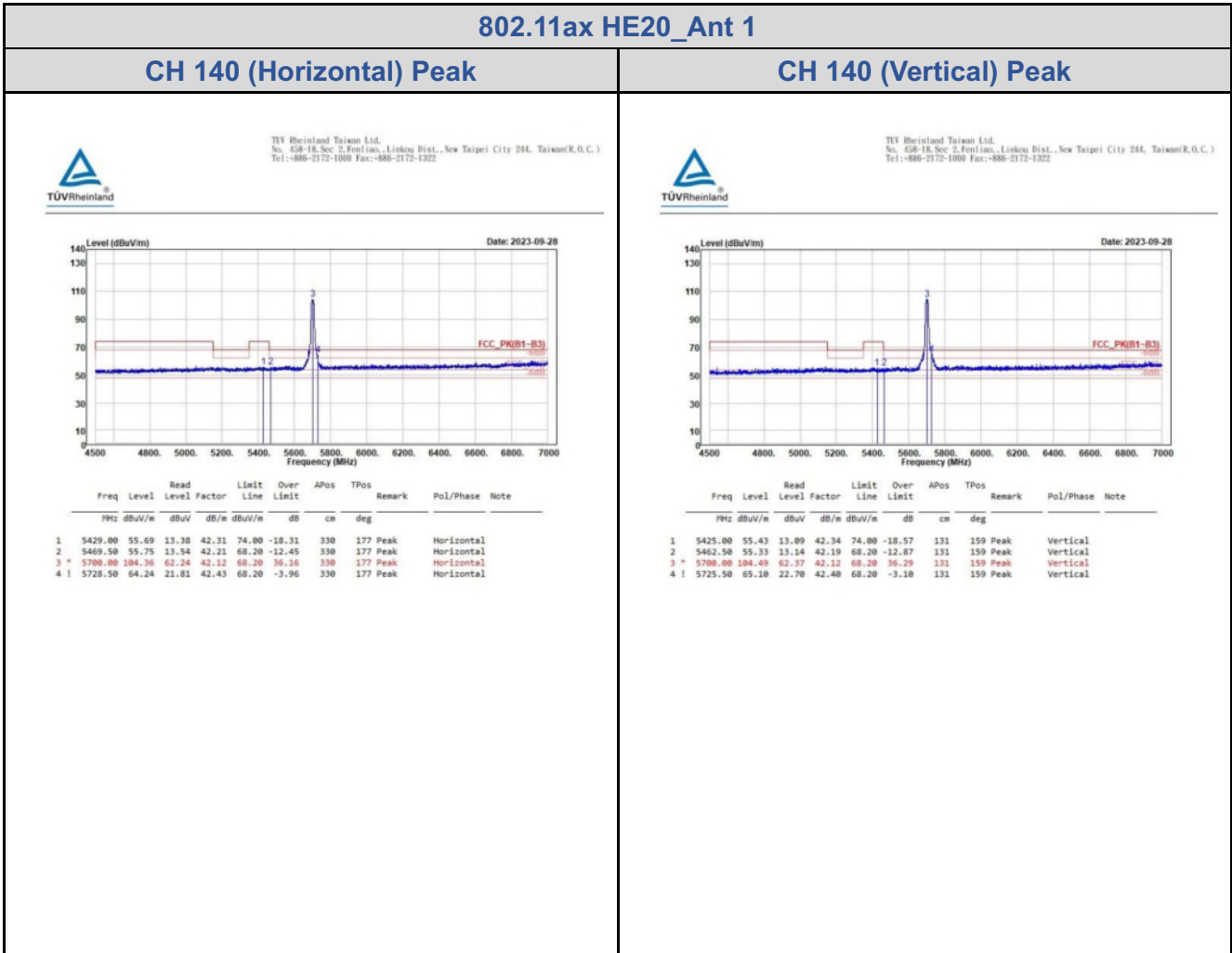


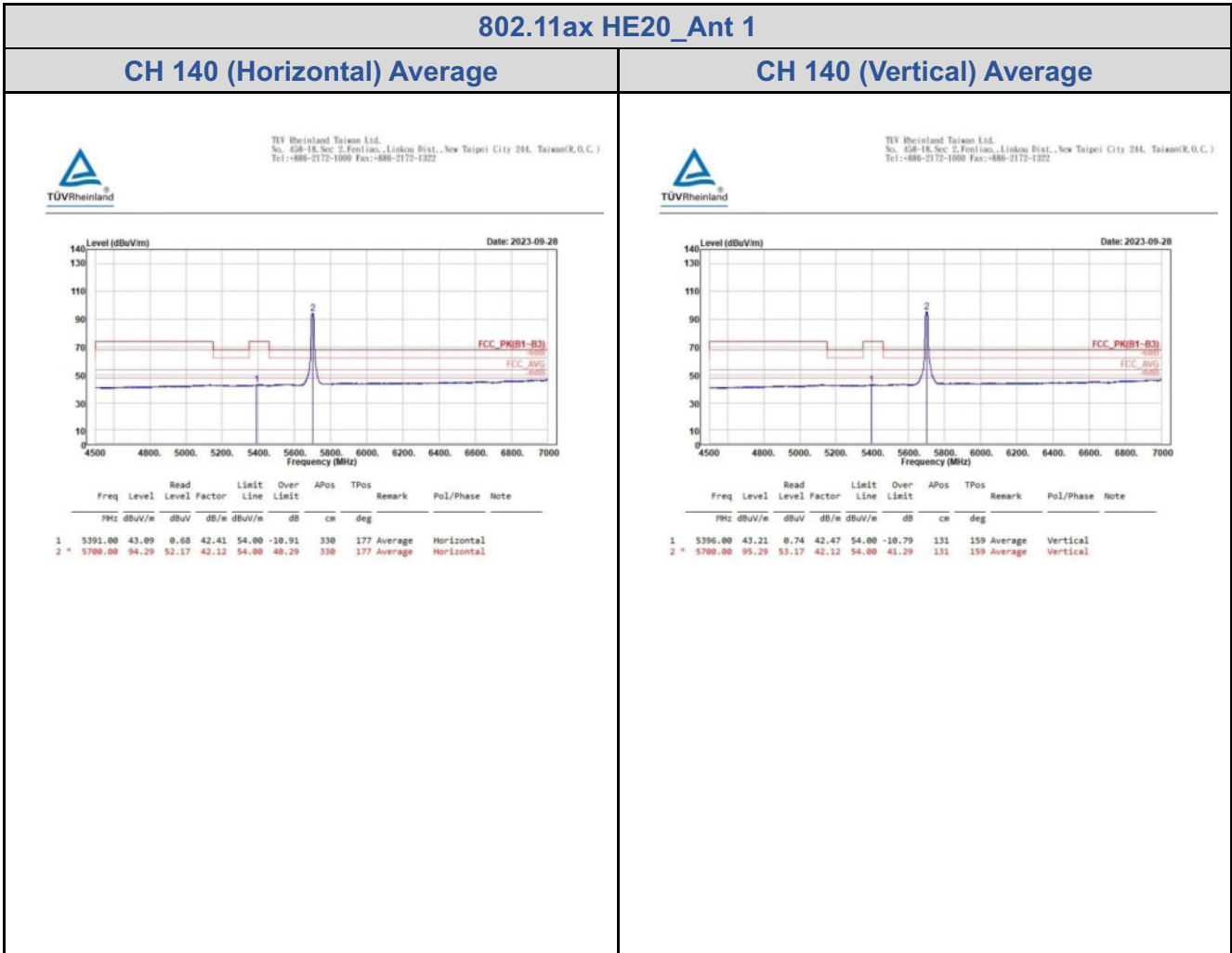
TÜV Rheinland Taiwan Ltd.
No. 65B-18, Sec 2, Fongshan, Linkou Dist., New Taipei City 244, Taiwan(R.O.C.)
Tel: +886-2172-1000 Fax: +886-2172-1322

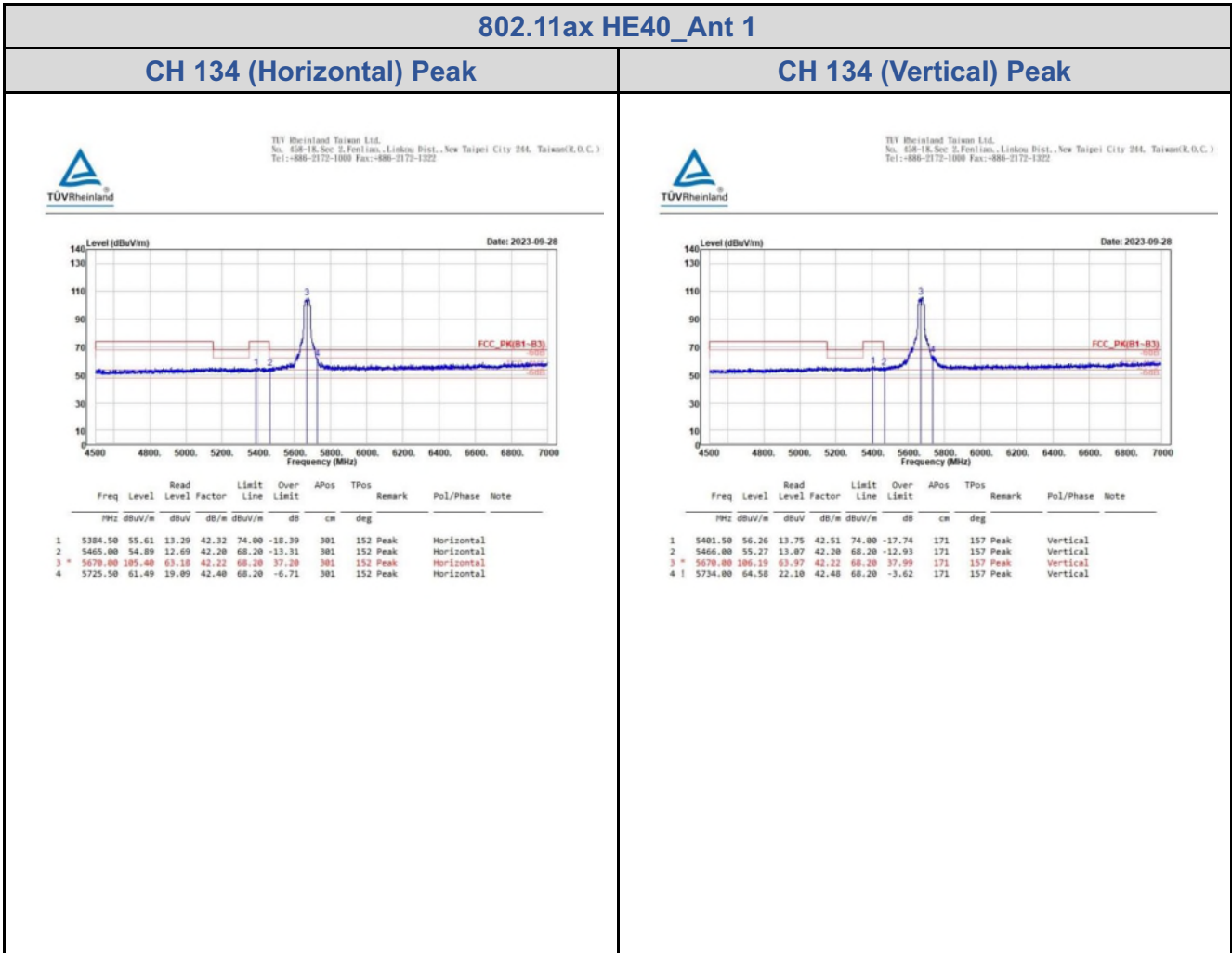


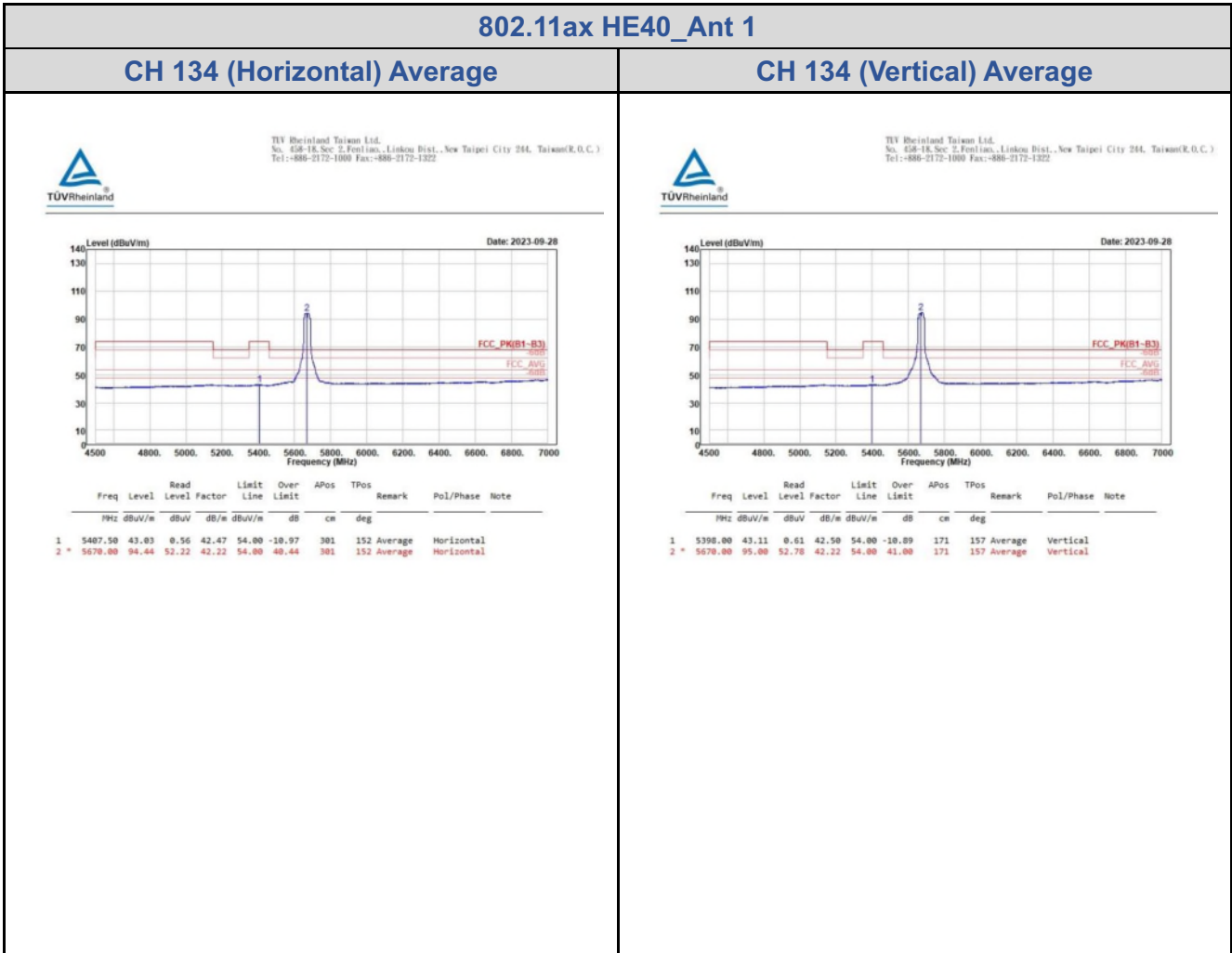
Peak	Freq MHz	Level dBuV/m	Read Level dBuV	Factor	Limit Line dB/m	Over Limit dBuV/m	APos dB	TPos cm	Remark	Pol/Phase	Note
1	5448.50	56.93	14.76	42.17	74.00	-17.07	220	164	Peak	Vertical	
2	5465.00	57.97	15.77	42.20	68.20	-10.23	220	164	Peak	Vertical	
3 *	5570.00	94.79	52.46	42.24	68.20	26.59	220	164	Peak	Vertical	
4 †	5740.50	64.64	22.00	42.56	68.20	-3.56	220	164	Peak	Vertical	











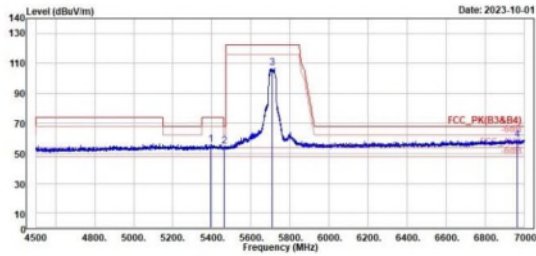
802.11ax HE40_Ant 1

CH 142 (Horizontal) Peak

CH 142 (Vertical) Peak



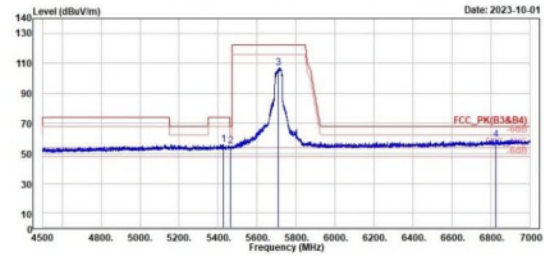
TUV Rheinland Taiwan Ltd.
No. 638-18, Sec 2, Fongshan, Linkou Dist., New Taipei City 244, Taiwan(R.O.C.)
Tel: +886-2172-1000 Fax: +886-2172-1322



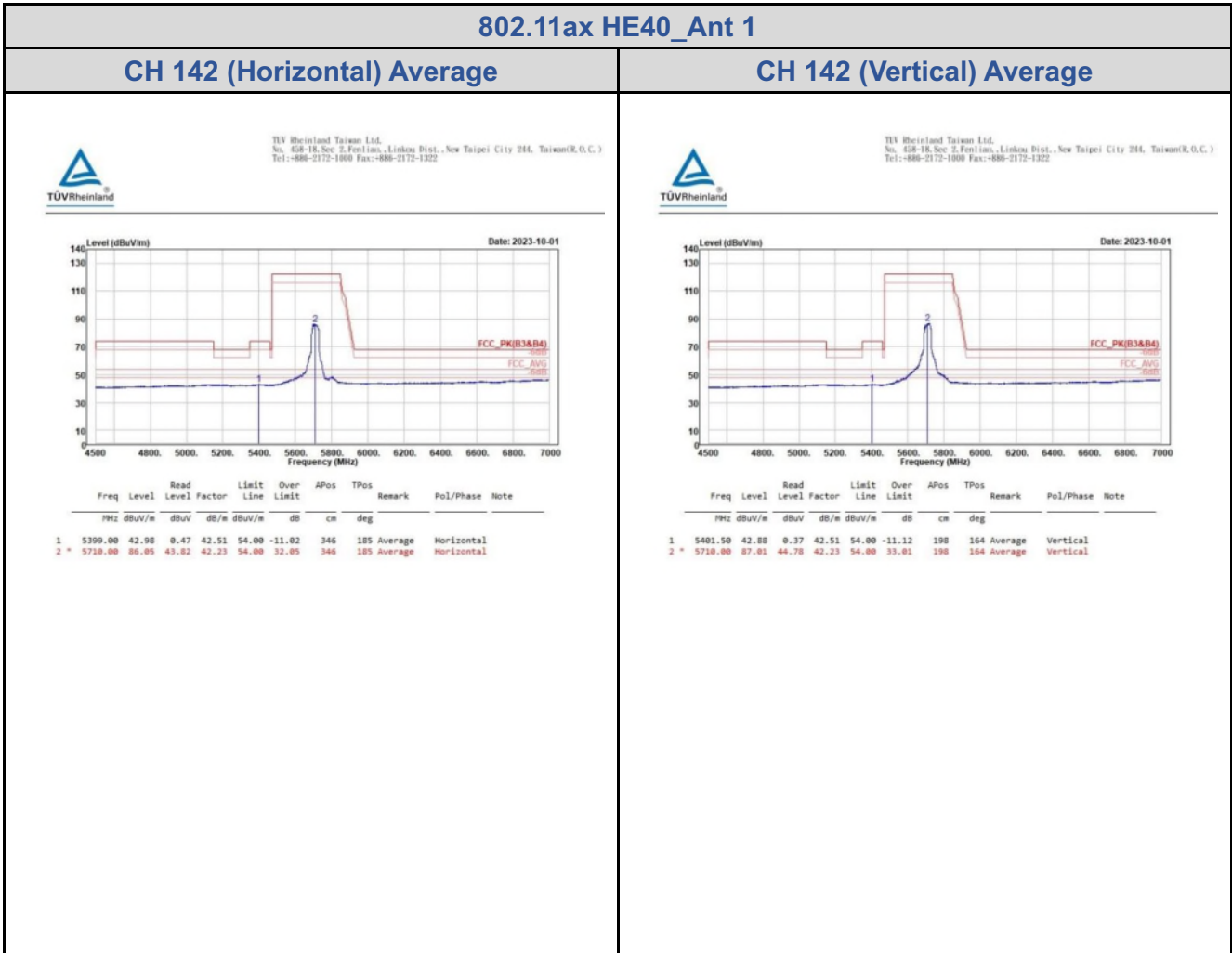
Peak	Freq	Level	Read	Level	Factor	Limit	Over	Apos	Tpos	Remark	Pol/Phase	Note
	MHz	dBuV/m	dBuV	dB/m	dBuV/m	dB	cm	deg				
1	5393.50	56.03	13.59	42.44	74.00	-17.97	346	185	Peak	Horizontal		
2	5462.00	54.77	12.59	42.18	68.20	-13.43	346	185	Peak	Horizontal		
3	5718.00	106.98	64.75	42.23	122.20	-15.22	346	185	Peak	Horizontal		
4	6966.00	59.87	14.88	44.19	68.20	-9.13	346	185	Peak	Horizontal		

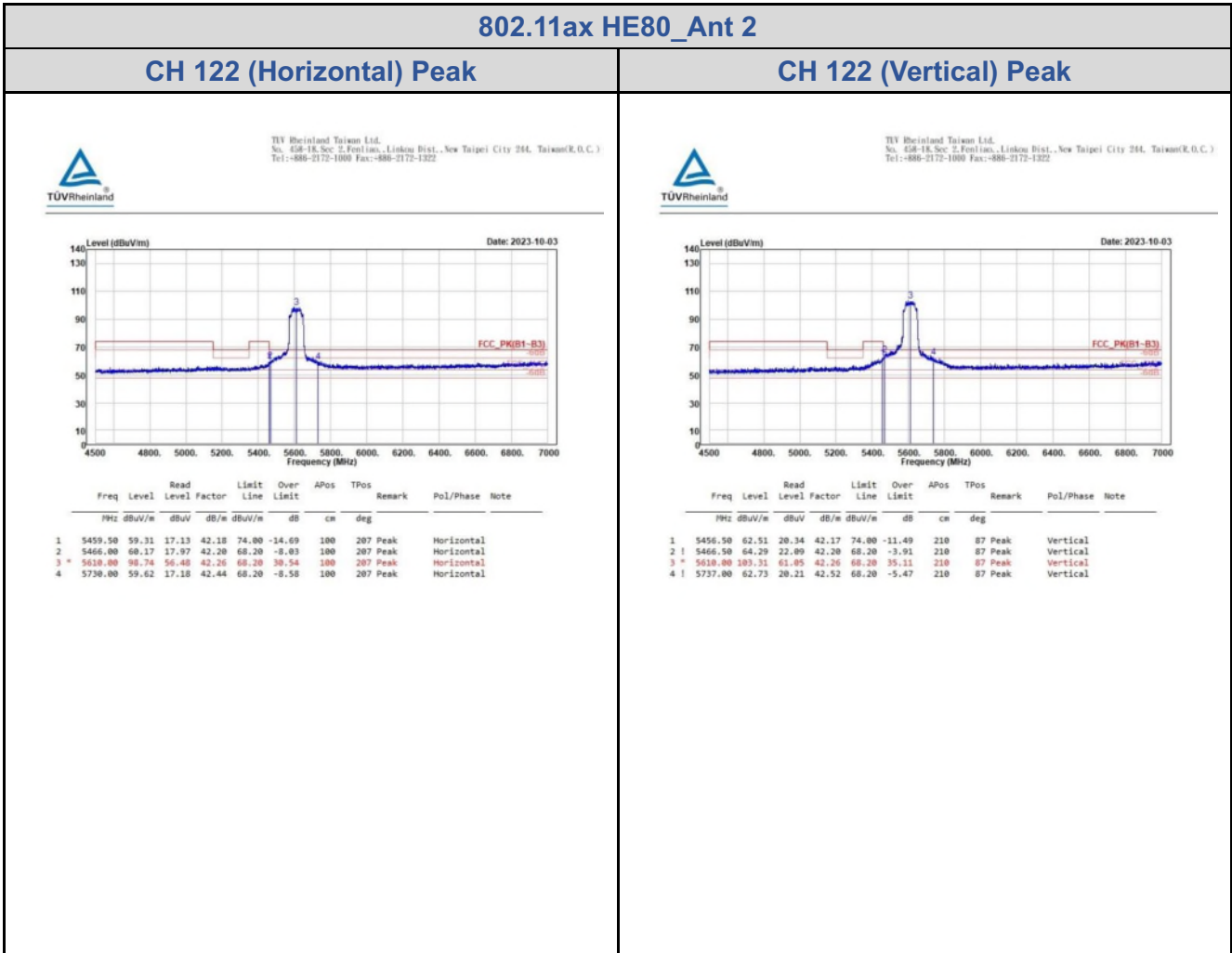


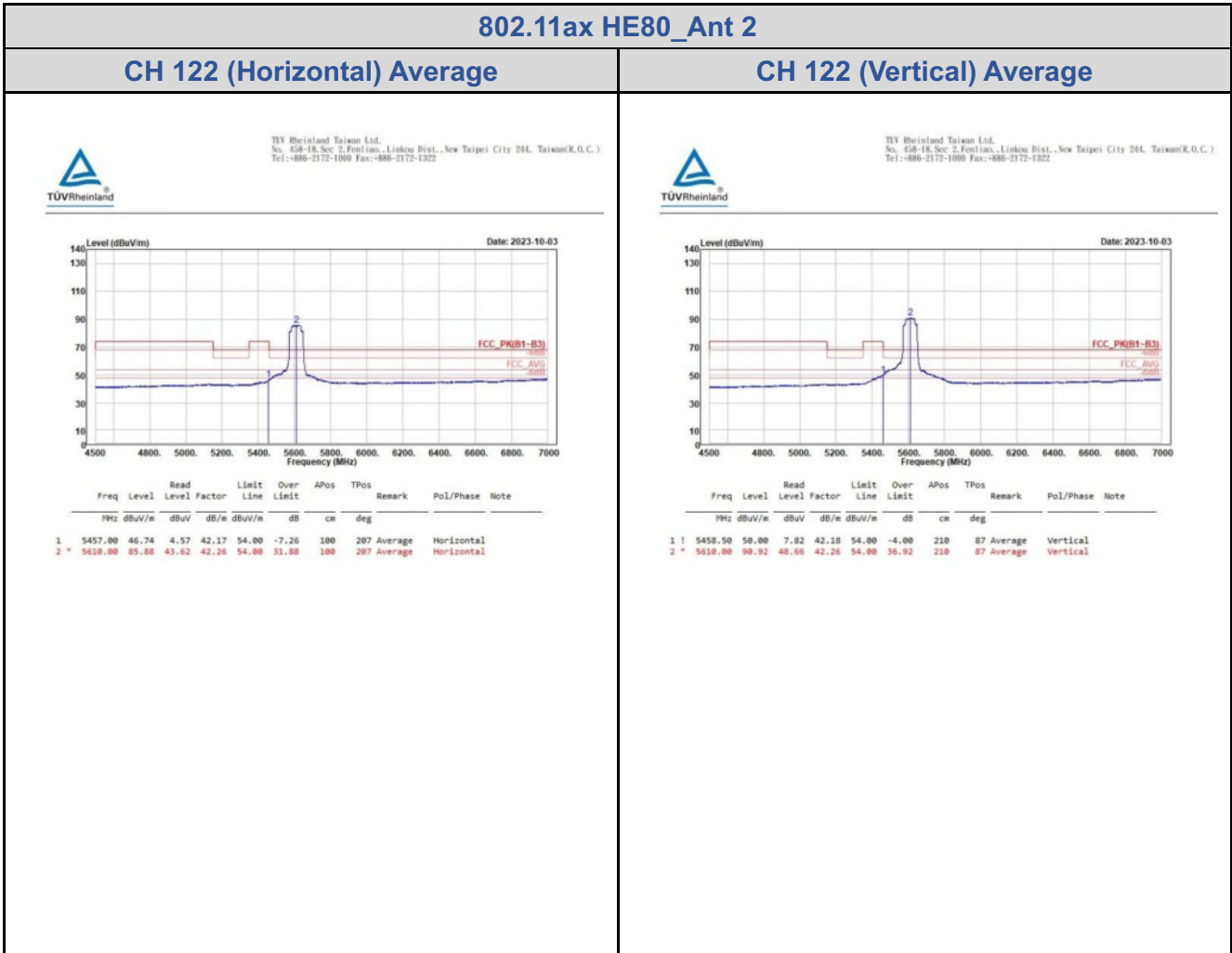
TUV Rheinland Taiwan Ltd.
No. 638-18, Sec 2, Fongshan, Linkou Dist., New Taipei City 244, Taiwan(R.O.C.)
Tel: +886-2172-1000 Fax: +886-2172-1322



Peak	Freq	Level	Read	Level	Factor	Limit	Over	Apos	Tpos	Remark	Pol/Phase	Note
	MHz	dBuV/m	dBuV	dB/m	dBuV/m	dB	cm	deg				
1	5425.50	55.87	13.53	42.34	74.00	-18.13	198	164	Peak	Vertical		
2	5465.00	55.85	12.85	42.20	68.20	-13.15	198	164	Peak	Vertical		
3	5718.00	106.91	64.68	42.23	122.20	-15.29	198	164	Peak	Vertical		
4	6827.00	59.18	15.17	44.01	68.20	-9.82	198	164	Peak	Vertical		







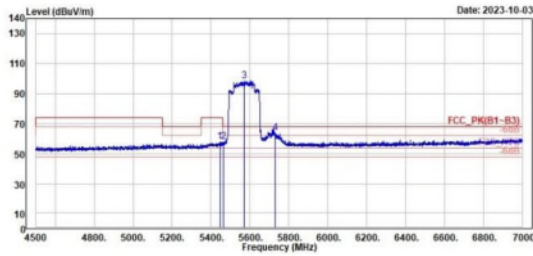
802.11ax HE160_Ant 1+ Ant 2

CH 114 (Horizontal) Peak

CH 114 (Vertical) Peak



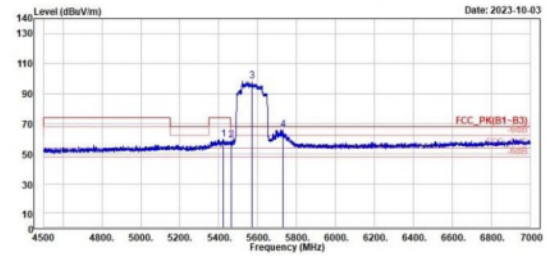
TUV Rheinland Taiwan Ltd.
No. 438-18, Sec 2, Fongshan, Linkou Dist., New Taipei City 244, Taiwan(R.O.C.)
Tel: +886-2172-1000 Fax: +886-2172-1322



Peak	Freq	Level	Read Level	Level Factor	Limit	Over	APos	TPos	Remark	Pol/Phase	Note
	MHz	dBuV/m	dBuV	dB/m	dBuV/m	dB	cm	deg			
1	5445.50	58.07	15.88	42.19	74.00	-15.93	100	176	Peak	Horizontal	
2	5462.50	58.18	15.99	42.19	68.20	-10.02	100	176	Peak	Horizontal	
3	5570.00	98.46	56.22	42.24	68.20	30.26	100	176	Peak	Horizontal	
4	5731.50	63.93	21.47	42.46	68.20	-4.27	100	176	Peak	Horizontal	



TUV Rheinland Taiwan Ltd.
No. 438-18, Sec 2, Fongshan, Linkou Dist., New Taipei City 244, Taiwan(R.O.C.)
Tel: +886-2172-1000 Fax: +886-2172-1322



Peak	Freq	Level	Read Level	Level Factor	Limit	Over	APos	TPos	Remark	Pol/Phase	Note
	MHz	dBuV/m	dBuV	dB/m	dBuV/m	dB	cm	deg			
1	5422.00	59.38	17.02	42.36	74.00	-14.62	237	151	Peak	Vertical	
2	5465.00	58.89	16.69	42.20	68.20	-9.31	237	151	Peak	Vertical	
3	5570.00	98.26	56.02	42.24	68.20	30.06	237	151	Peak	Vertical	
4	5728.50	65.89	23.46	42.43	68.20	-2.31	237	151	Peak	Vertical	

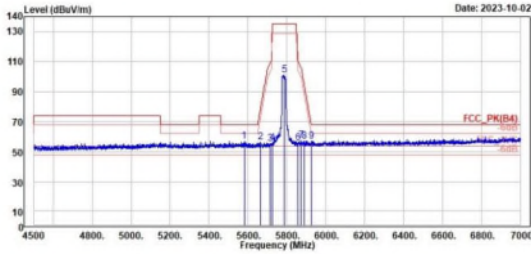
802.11a_Ant 2

CH 157 (Horizontal) Peak

CH 157 (Vertical) Peak



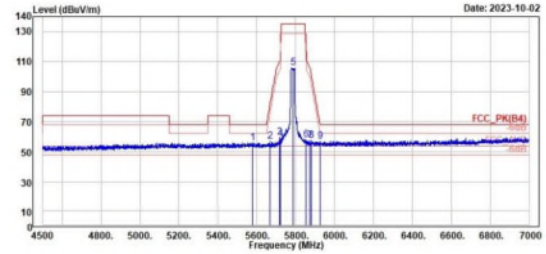
TÜV Rheinland Taiwan Ltd.
No. 458-18, Sec 2, Fonglin, Linkou Dist., New Taipei City 244, Taiwan(R.O.C.)
Tel: +886-2172-1000 Fax: +886-2172-1322



Peak	Freq (MHz)	Level (dBuV/m)	Read Level (dBuV)	Level Factor (dB/m)	Limit Line (dBuV/m)	Over Limit (dB)	APos (cm)	TPos (deg)	Remark	Pol/Phase	Note
1	5588.50	57.17	14.93	42.24	68.20	-11.03	100	278	Peak	Horizontal	
2	5662.50	56.50	14.25	42.25	77.48	-20.98	100	278	Peak	Horizontal	
3	5713.00	55.62	13.36	42.26	100.04	-33.22	100	278	Peak	Horizontal	
4	5725.00	55.74	13.35	42.39	135.00	-79.26	100	278	Peak	Horizontal	
5	5785.00	101.14	58.46	42.68	135.00	-33.86	100	278	Peak	Horizontal	
6	5854.50	55.94	13.28	42.66	113.22	-57.28	100	278	Peak	Horizontal	
7	5874.50	57.39	14.55	42.84	105.34	-47.95	100	278	Peak	Horizontal	
8	5889.00	56.95	13.99	42.96	94.81	-37.86	100	278	Peak	Horizontal	
9	5926.00	57.03	14.01	43.02	68.20	-11.17	100	278	Peak	Horizontal	



TÜV Rheinland Taiwan Ltd.
No. 458-18, Sec 2, Fonglin, Linkou Dist., New Taipei City 244, Taiwan(R.O.C.)
Tel: +886-2172-1000 Fax: +886-2172-1322



Peak	Freq (MHz)	Level (dBuV/m)	Read Level (dBuV)	Level Factor (dB/m)	Limit Line (dBuV/m)	Over Limit (dB)	APos (cm)	TPos (deg)	Remark	Pol/Phase	Note
1	5588.00	56.09	13.85	42.24	68.20	-12.11	100	64	Peak	Vertical	
2	5667.00	56.80	14.57	42.23	80.82	-24.02	100	64	Peak	Vertical	
3	5716.50	59.51	17.21	42.30	109.82	-50.31	100	64	Peak	Vertical	
4	5720.50	58.50	16.15	42.35	113.22	-54.72	100	64	Peak	Vertical	
5	5785.00	105.74	63.06	42.68	135.00	-29.26	100	64	Peak	Vertical	
6	5852.50	58.05	15.41	42.64	122.90	-64.85	100	64	Peak	Vertical	
7	5872.50	57.39	14.57	42.82	105.90	-48.51	100	64	Peak	Vertical	
8	5879.50	57.68	14.72	42.88	101.86	-44.26	100	64	Peak	Vertical	
9	5925.50	57.00	13.98	43.02	68.20	-11.20	100	64	Peak	Vertical	

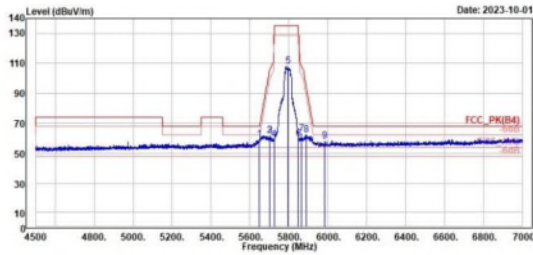
802.11n HT40_Ant 1

CH 159 (Horizontal) Peak

CH 159 (Vertical) Peak



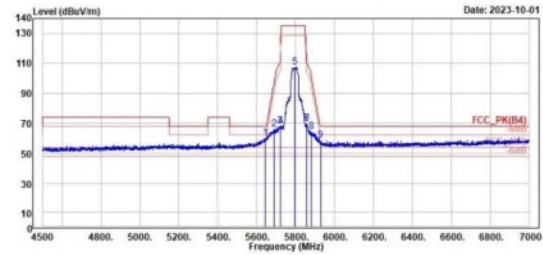
TÜV Rheinland Taiwan Ltd.
No. 65B-18, Sec. 2, Fongshan, Linkou Dist., New Taipei City 244, Taiwan(R.O.C.)
Tel: +886-2172-1000 Fax: +886-2172-1322



	Freq	Level	Read	Limit	Over	APos	TPos	Remark	Pol/Phase	Note
	MHz	dBuV/m	dBuV	dB/m	dBuV/m	dB	cm	deg		
1	5649.50	59.32	17.03	42.29	68.20	-8.88	334	165 Peak	Horizontal	
2	5700.00	61.76	19.64	42.12	105.20	-43.44	334	165 Peak	Horizontal	
3	5700.00	61.76	19.64	42.12	105.20	-43.44	334	165 Peak	Horizontal	
4	5723.50	58.99	16.61	42.38	127.74	-68.75	334	165 Peak	Horizontal	
5	5795.00	107.00	65.12	42.68	135.00	-27.00	334	165 Peak	Horizontal	
6	5850.00	59.83	17.21	42.62	135.00	-75.17	334	165 Peak	Horizontal	
7	5863.50	62.89	20.15	42.74	108.42	-45.53	334	165 Peak	Horizontal	
8	5890.00	62.47	19.50	42.97	94.07	-31.60	334	165 Peak	Horizontal	
9	5984.50	57.76	14.82	42.94	68.20	-19.44	334	165 Peak	Horizontal	



TÜV Rheinland Taiwan Ltd.
No. 65B-18, Sec. 2, Fongshan, Linkou Dist., New Taipei City 244, Taiwan(R.O.C.)
Tel: +886-2172-1000 Fax: +886-2172-1322



	Freq	Level	Read	Limit	Over	APos	TPos	Remark	Pol/Phase	Note
	MHz	dBuV/m	dBuV	dB/m	dBuV/m	dB	cm	deg		
1	5644.00	60.15	17.86	42.29	68.20	-8.05	184	173 Peak	Vertical	
2	5689.00	66.12	23.97	42.15	97.89	-30.97	184	173 Peak	Vertical	
3	5719.50	60.36	26.03	42.33	110.66	-42.30	184	173 Peak	Vertical	
4	5720.00	67.92	25.58	42.34	110.80	-42.88	184	173 Peak	Vertical	
5	5795.00	107.34	64.66	42.68	135.00	-27.66	184	173 Peak	Vertical	
6	5855.00	69.49	26.83	42.66	110.80	-41.31	184	173 Peak	Vertical	
7	5855.00	69.49	26.83	42.66	110.80	-41.31	184	173 Peak	Vertical	
8	5879.50	64.47	21.59	42.80	101.86	-37.39	184	173 Peak	Vertical	
9	5928.00	58.59	15.58	43.01	68.20	-9.61	184	173 Peak	Vertical	

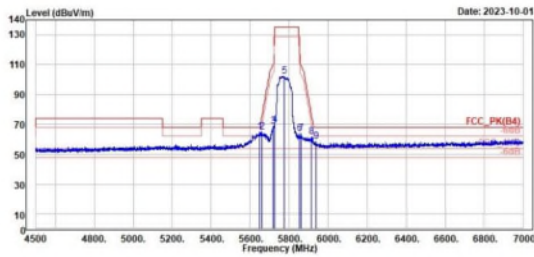
802.11n HT40_Ant 1

CH 155 (Horizontal) Peak

CH 155 (Vertical) Peak



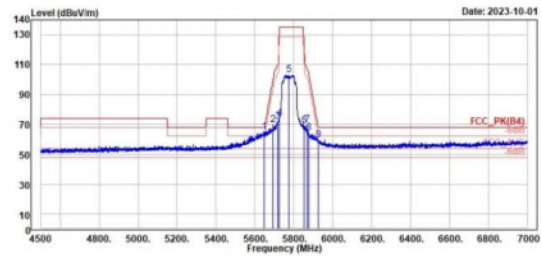
TÜV Rheinland Taiwan Ltd.
No. 65B-18, Sec 2, Fongshan, Linkou Dist., New Taipei City 244, Taiwan(R.O.C.)
Tel: +886-2172-1000 Fax: +886-2172-1322



Peak	Freq	Level	Read Level	Level Factor	Limit	Over Line	APos	TPos	Remark	Pol/Phase	Note
	MHz	dBuV/m	dBuV	dB/m	dBuV/m	dB	cm	deg			
1	5648.00	65.15	22.86	42.29	68.20	-3.05	320	164	Peak	Horizontal	
2	5658.50	65.03	22.77	42.26	74.51	-9.48	320	164	Peak	Horizontal	
3	5719.00	68.71	26.39	42.32	110.52	-41.81	320	164	Peak	Horizontal	
4	5725.00	69.78	27.39	42.39	135.00	-65.22	320	164	Peak	Horizontal	
5	5775.00	102.46	59.79	42.67	135.00	-32.54	320	164	Peak	Horizontal	
6	5854.00	64.05	21.40	42.65	115.64	-51.59	320	164	Peak	Horizontal	
7	5859.50	63.64	20.93	42.71	109.54	-45.90	320	164	Peak	Horizontal	
8	5915.50	61.54	18.51	43.03	75.21	-13.67	320	164	Peak	Horizontal	
9	5936.50	58.47	15.46	43.01	68.20	-9.73	320	164	Peak	Horizontal	



TÜV Rheinland Taiwan Ltd.
No. 65B-18, Sec 2, Fongshan, Linkou Dist., New Taipei City 244, Taiwan(R.O.C.)
Tel: +886-2172-1000 Fax: +886-2172-1322



Peak	Freq	Level	Read Level	Level Factor	Limit	Over Line	APos	TPos	Remark	Pol/Phase	Note
	MHz	dBuV/m	dBuV	dB/m	dBuV/m	dB	cm	deg			
1	5647.00	64.82	22.53	42.29	68.20	-3.38	174	173	Peak	Vertical	
2	5693.00	69.47	27.32	42.15	100.04	-30.57	174	173	Peak	Vertical	
3	5717.50	72.12	29.81	42.31	110.10	-37.98	174	173	Peak	Vertical	
4	5724.50	73.04	31.45	42.39	132.50	-58.74	174	173	Peak	Vertical	
5	5775.00	103.27	60.60	42.67	135.00	-31.73	174	173	Peak	Vertical	
6	5853.00	69.15	26.51	42.64	120.48	-51.33	174	173	Peak	Vertical	
7	5869.00	69.84	27.06	42.78	106.88	-37.04	174	173	Peak	Vertical	
8	5878.50	64.15	21.38	42.87	102.00	-38.45	174	173	Peak	Vertical	
9	5927.50	59.71	16.69	43.02	68.20	-8.40	174	173	Peak	Vertical	

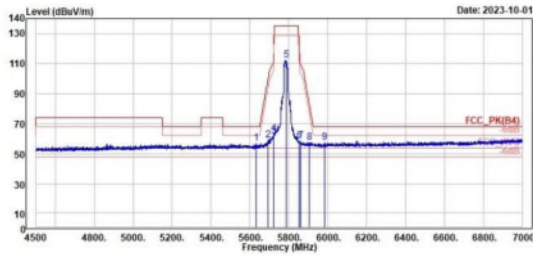
802.11ax HE20_Ant 1

CH 157 (Horizontal) Peak

CH 157 (Vertical) Peak



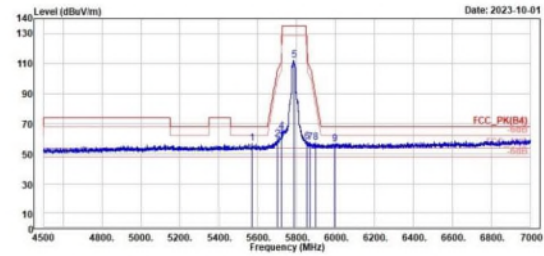
TUV Rheinland Taiwan Ltd.
No. 458-18, Sec 2, Fongshan, Linkou Dist., New Taipei City 264, Taiwan(R.O.C.)
Tel: +886-2172-1000 Fax: +886-2172-1322



Peak No.	Freq (MHz)	Level (dBuV/m)	Read Level (dBuV)	Level Factor (dB/m)	Limit Line (dBuV/m)	Over Limit (dB)	APos (cm)	TPos (deg)	Remark	Pol/Phase	Note
1	5631.00	57.11	14.83	42.28	68.20	-11.09	150	186	Peak	Horizontal	
2	5694.00	59.24	17.10	42.14	100.78	-41.54	150	186	Peak	Horizontal	
3	5720.00	61.99	19.65	42.34	110.00	-48.01	150	186	Peak	Horizontal	
4	5722.50	63.56	21.20	42.36	122.90	-59.34	150	186	Peak	Horizontal	
5	5785.00	112.35	69.67	42.68	135.00	-22.65	150	186	Peak	Horizontal	
6	5851.50	58.79	16.16	42.63	127.74	-68.95	150	186	Peak	Horizontal	
7	5868.50	58.60	15.89	42.71	109.20	-50.60	150	186	Peak	Horizontal	
8	5904.00	57.60	14.55	43.05	83.70	-26.10	150	186	Peak	Horizontal	
9	5985.00	57.33	14.39	42.94	68.20	-10.87	150	186	Peak	Horizontal	



TUV Rheinland Taiwan Ltd.
No. 458-18, Sec 2, Fongshan, Linkou Dist., New Taipei City 264, Taiwan(R.O.C.)
Tel: +886-2172-1000 Fax: +886-2172-1322



Peak No.	Freq (MHz)	Level (dBuV/m)	Read Level (dBuV)	Level Factor (dB/m)	Limit Line (dBuV/m)	Over Limit (dB)	APos (cm)	TPos (deg)	Remark	Pol/Phase	Note
1	5571.50	56.93	14.69	42.24	68.20	-11.27	256	163	Peak	Vertical	
2	5700.00	59.47	17.35	42.12	105.20	-45.73	256	163	Peak	Vertical	
3	5719.50	61.73	19.40	42.33	110.66	-48.93	256	163	Peak	Vertical	
4	5723.00	64.96	22.59	42.37	125.32	-60.36	256	163	Peak	Vertical	
5	5785.00	112.26	69.58	42.68	135.00	-22.74	256	163	Peak	Vertical	
6	5852.00	58.02	15.38	42.64	125.32	-67.30	256	163	Peak	Vertical	
7	5868.00	57.60	14.91	42.77	107.16	-49.48	256	163	Peak	Vertical	
8	5896.00	57.31	14.29	43.02	89.62	-32.31	256	163	Peak	Vertical	
9	5995.00	56.69	13.76	42.93	68.20	-11.51	256	163	Peak	Vertical	

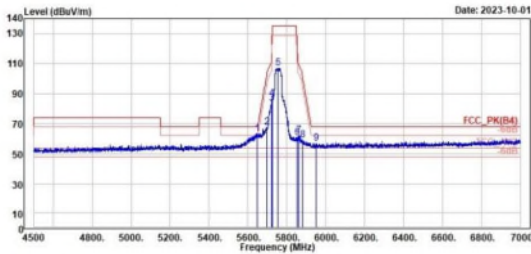
802.11ax HE20_Ant 1

CH 151 (Horizontal) Peak

CH 151 (Vertical) Peak



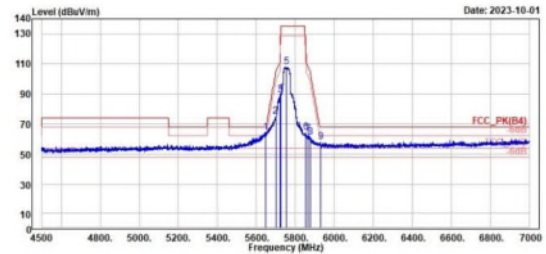
TUV Rheinland Taiwan Ltd.
No. 438-18, Sec 2, Fongshan, Linkou Dist., New Taipei City 244, Taiwan(R.O.C.)
Tel: +886-2172-1000 Fax: +886-2172-1322



Peak	Freq (MHz)	Level (dBuV/m)	Read Level (dBuV)	Level Factor (dB/m)	Limit Line (dBuV/m)	Over Limit (dB)	APos (cm)	TPos (deg)	Remark	Pol/Phase	Note
1	5649.00	63.46	21.17	42.29	68.20	-4.74	342	191	Peak	Horizontal	
2	5698.50	67.43	25.30	42.13	104.00	-36.66	342	191	Peak	Horizontal	
3	5720.00	83.51	41.17	42.34	110.00	-27.29	342	191	Peak	Horizontal	
4	5723.50	86.57	44.19	42.38	127.74	-41.17	342	191	Peak	Horizontal	
5	5755.00	106.94	64.28	42.66	135.00	-28.06	342	191	Peak	Horizontal	
6	5850.50	68.75	18.13	42.62	132.50	-71.83	342	191	Peak	Horizontal	
7	5860.00	62.45	19.74	42.71	109.40	-46.95	342	191	Peak	Horizontal	
8	5879.00	59.21	16.34	42.87	102.23	-43.82	342	191	Peak	Horizontal	
9	5952.00	56.87	13.88	42.99	68.20	-11.33	342	191	Peak	Horizontal	



TUV Rheinland Taiwan Ltd.
No. 438-18, Sec 2, Fongshan, Linkou Dist., New Taipei City 244, Taiwan(R.O.C.)
Tel: +886-2172-1000 Fax: +886-2172-1322



Peak	Freq (MHz)	Level (dBuV/m)	Read Level (dBuV)	Level Factor (dB/m)	Limit Line (dBuV/m)	Over Limit (dB)	APos (cm)	TPos (deg)	Remark	Pol/Phase	Note
1	5649.00	64.56	22.27	42.29	68.20	-3.64	189	173	Peak	Vertical	
2	5699.00	74.97	32.85	42.12	104.46	-29.49	189	173	Peak	Vertical	
3	5720.00	89.50	47.16	42.34	110.00	-21.30	189	173	Peak	Vertical	
4	5725.00	98.50	48.19	42.39	135.00	-44.42	189	173	Peak	Vertical	
5	5755.00	107.81	65.15	42.66	135.00	-27.19	189	173	Peak	Vertical	
6	5851.50	64.34	21.71	42.63	127.74	-63.40	189	173	Peak	Vertical	
7	5864.00	63.18	20.44	42.74	108.28	-45.10	189	173	Peak	Vertical	
8	5875.50	61.11	18.27	42.84	104.83	-43.72	189	173	Peak	Vertical	
9	5929.50	58.03	15.82	43.01	68.20	-10.17	189	173	Peak	Vertical	

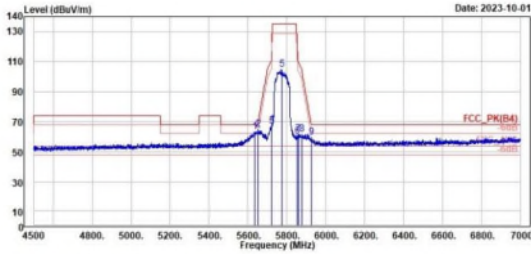
802.11ax HE80_Ant 1

CH 155 (Horizontal) Peak

CH 155 (Vertical) Peak



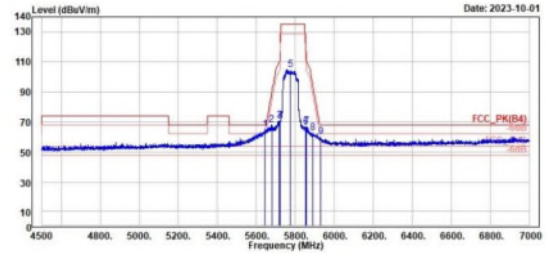
TUV Rheinland Taiwan Ltd.
No. 438-18, Sec 2, Fonglin, Linkou Dist., New Taipei City 244, Taiwan(R.O.C.)
Tel: +886-2172-1000 Fax: +886-2172-1322



Read	Limit	Over	APos	TPos	Remark	Pol/Phase	Note
Freq	Level	Level Factor	Line	Line	dB	cm	deg
5637.00	63.33	21.05	42.28	68.20	-4.87	321	162 Peak
5653.00	64.84	22.56	42.28	70.43	-5.59	321	162 Peak
5720.00	66.96	24.62	42.34	110.00	-43.04	321	162 Peak
5722.00	68.38	26.82	42.36	120.48	-52.10	321	162 Peak
5775.00	104.67	62.00	42.67	135.00	-30.33	321	162 Peak
5853.50	68.14	17.49	42.65	118.00	-57.92	321	162 Peak
5858.50	61.84	19.14	42.70	109.82	-47.98	321	162 Peak
5877.00	61.79	18.93	42.86	103.71	-41.92	321	162 Peak
5925.50	59.59	16.57	43.82	68.20	-8.61	321	162 Peak



TUV Rheinland Taiwan Ltd.
No. 438-18, Sec 2, Fonglin, Linkou Dist., New Taipei City 244, Taiwan(R.O.C.)
Tel: +886-2172-1000 Fax: +886-2172-1322



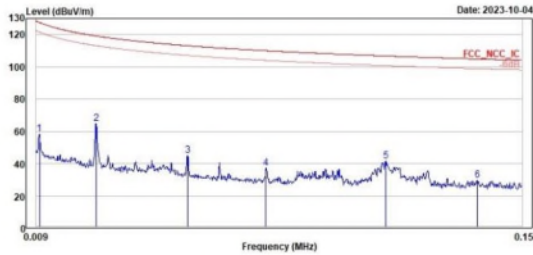
Read	Limit	Over	APos	TPos	Remark	Pol/Phase	Note
Freq	Level	Level Factor	Line	Line	dB	cm	deg
5645.00	65.03	22.74	42.29	68.20	-3.17	175	172 Peak
5678.50	68.12	25.92	42.20	89.33	-21.21	175	172 Peak
5719.00	70.75	28.43	42.32	110.52	-39.77	175	172 Peak
5721.50	70.55	28.19	42.36	110.00	-47.51	175	172 Peak
5775.00	104.81	62.14	42.67	135.00	-30.19	175	172 Peak
5852.50	66.42	23.78	42.64	122.90	-56.48	175	172 Peak
5858.00	67.16	24.47	42.69	109.96	-42.80	175	172 Peak
5889.50	62.90	19.93	42.97	94.44	-31.54	175	172 Peak
5930.00	59.95	16.94	43.01	68.20	-8.25	175	172 Peak

Spurious Emissions, Tx Mode, 9kHz ~30MHz

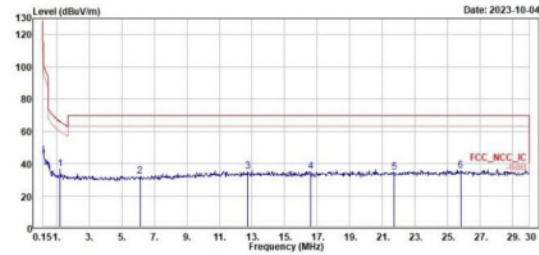
802.11ax HE20_Ant 1

CH 140(Open) (9kHz ~ 150kHz)

CH 140(Open) (150kHz ~ 30MHz)



Peak	Freq (MHz)	Level (dBuV/m)	Read Level (dBuV)	Factor (dB/m)	Limit Line (dBuV/m)	Over Limit (dB)	APos (cm)	TPos (deg)	Remark	Pol/Phase	Note
1	0.01	58.14	48.42	17.72	127.60	-69.46	100	354	Peak	Open	
2	0.03	64.92	45.97	18.95	119.13	-54.21	100	240	Peak	Open	
3	0.05	45.10	26.06	19.04	113.11	-68.01	100	341	Peak	Open	
4	0.08	37.14	18.64	18.50	110.01	-72.87	100	241	Peak	Open	
5	0.11	41.59	23.63	17.96	106.74	-65.15	100	183	Peak	Open	
6	0.14	29.76	11.69	18.07	104.87	-75.11	100	243	Peak	Open	



Peak	Freq (MHz)	Level (dBuV/m)	Read Level (dBuV)	Factor (dB/m)	Limit Line (dBuV/m)	Over Limit (dB)	APos (cm)	TPos (deg)	Remark	Pol/Phase	Note
1	1.22	36.45	17.31	19.14	65.84	-29.39	100	139	Peak	Open	
2	6.12	32.12	12.15	19.97	69.50	-37.38	100	159	Peak	Open	
3	12.72	35.16	13.39	21.77	69.50	-34.34	100	69	Peak	Open	
4	16.60	34.88	12.88	22.00	69.50	-34.64	100	11	Peak	Open	
5	21.73	34.73	12.48	22.31	69.50	-34.79	100	251	Peak	Open	
6	25.79	35.59	13.24	22.35	69.50	-33.91	100	296	Peak	Open	

Spurious Emissions, Tx Mode, 30MHz ~ 1GHz

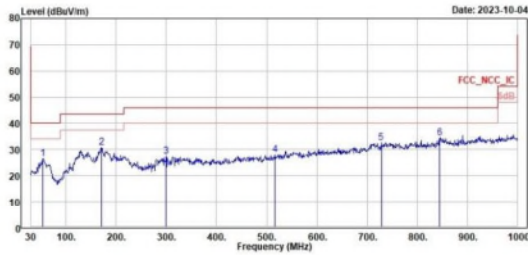
802.11ax HE20_Ant 1

CH140 (Horizontal)

CH140 (Vertical)



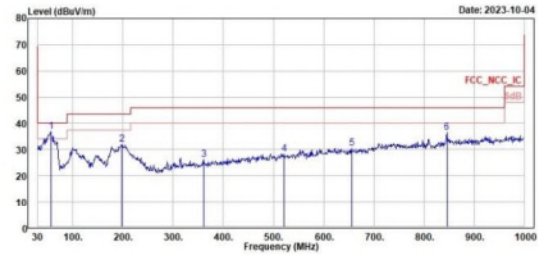
TÜV Rheinland Taiwan Ltd.
No. 65B-18, Sec. 2, Fongshan, Linkou Dist., New Taipei City 244, Taiwan(R.O.C.)
Tel: +886-2172-1000 Fax: +886-2172-1322



	Freq	Level	Read Level	Factor	Limit	Over Line	APos	TPos	Remark	Pol/Phase	Note
	MHz	dBuV/m	dBuV	dB/m	dBuV/m	dB	cm	deg			
1	53.28	26.43	32.09	-5.66	40.00	-13.57	200	268	Peak	Horizontal	
2	170.65	30.58	36.51	-5.93	43.50	-12.92	200	269	Peak	Horizontal	
3	299.66	27.47	32.22	-4.75	46.00	-18.53	100	360	Peak	Horizontal	
4	516.94	27.84	28.99	-1.15	46.00	-18.16	100	316	Peak	Horizontal	
5	726.40	32.41	38.29	2.12	46.00	-13.59	174	360	Peak	Horizontal	
6	844.80	34.46	39.34	4.12	46.00	-11.54	100	349	Peak	Horizontal	



TÜV Rheinland Taiwan Ltd.
No. 65B-18, Sec. 2, Fongshan, Linkou Dist., New Taipei City 244, Taiwan(R.O.C.)
Tel: +886-2172-1000 Fax: +886-2172-1322



	Freq	Level	Read Level	Factor	Limit	Over Line	APos	TPos	Remark	Pol/Phase	Note
	MHz	dBuV/m	dBuV	dB/m	dBuV/m	dB	cm	deg			
1	56.19	36.88	42.82	-5.94	40.00	-3.12	100	268	Peak	Vertical	
2	197.81	31.79	40.28	-8.49	43.50	-11.71	100	62	Peak	Vertical	
3	360.77	26.10	29.63	-3.53	46.00	-19.90	100	167	Peak	Vertical	
4	521.79	28.25	29.21	-0.96	46.00	-17.75	100	118	Peak	Vertical	
5	655.65	38.27	29.16	1.11	46.00	-15.73	100	78	Peak	Vertical	
6	845.77	36.50	32.40	4.10	46.00	-9.50	100	191	Peak	Vertical	

Spurious Emissions, Tx Mode, 1GHz ~ 40GHz

U-NII-1

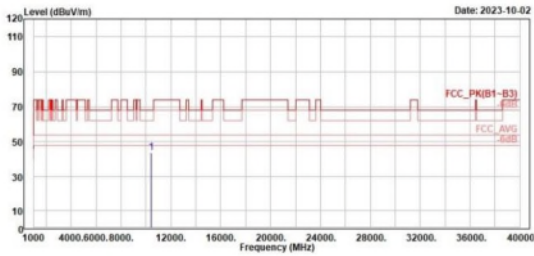
802.11a_Ant 2

CH 40 (Horizontal)

CH 40 (Vertical)



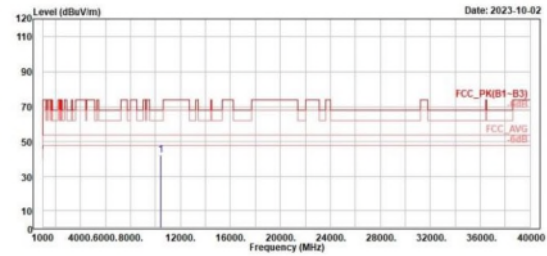
TÜV Rheinland Taiwan Ltd.
No. 438-18, Sec 2, Fongshan, Linkou Dist., New Taipei City 244, Taiwan(R.O.C.)
Tel: +886-2172-1000 Fax: +886-2172-1322



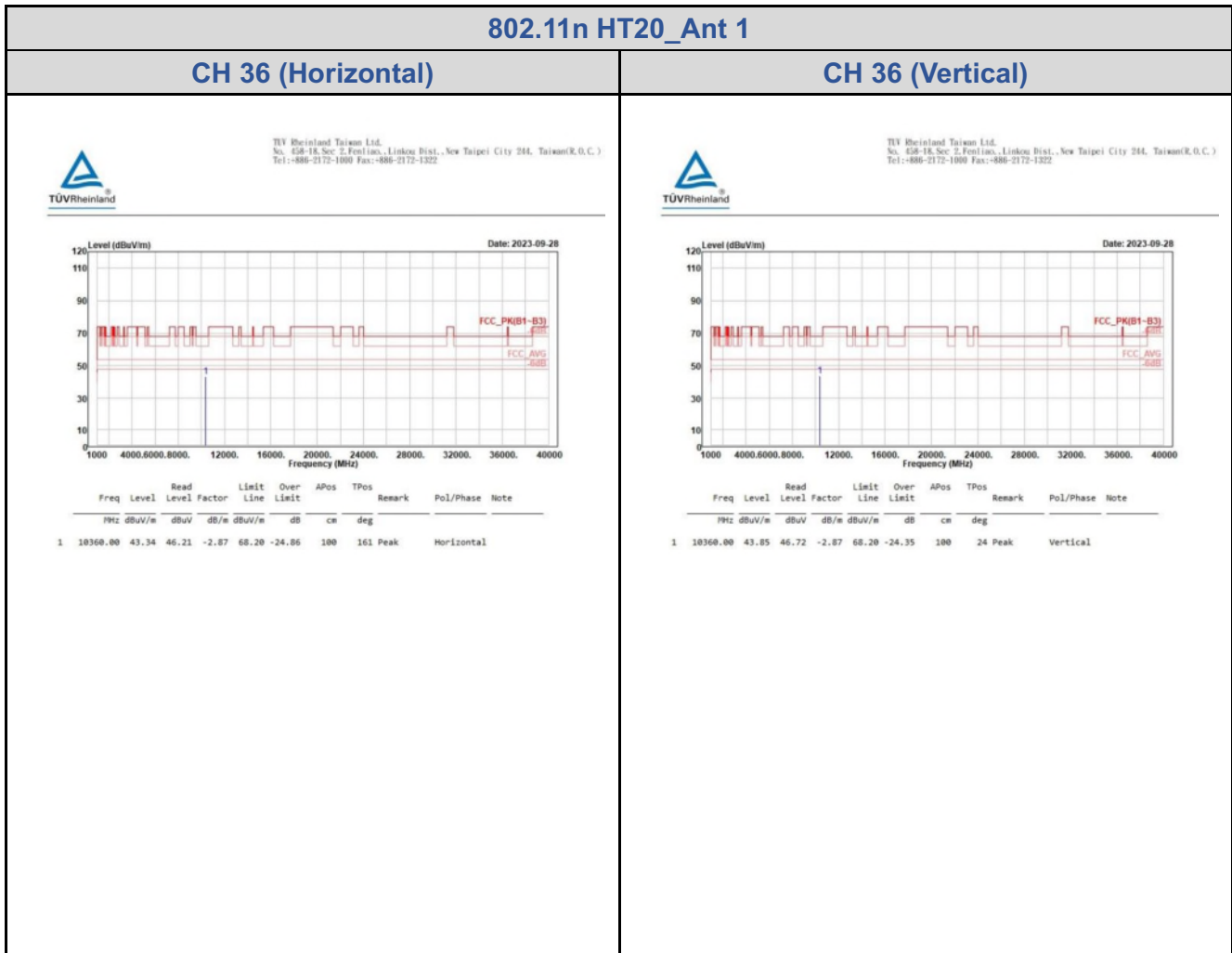
1	10400.00	43.86	46.69	-2.83	68.20	-24.34	100	59	Peak	Horizontal
---	----------	-------	-------	-------	-------	--------	-----	----	------	------------



TÜV Rheinland Taiwan Ltd.
No. 438-18, Sec 2, Fongshan, Linkou Dist., New Taipei City 244, Taiwan(R.O.C.)
Tel: +886-2172-1000 Fax: +886-2172-1322



1	10400.00	42.66	45.49	-2.83	68.20	-25.54	194	360	Peak	Vertical
---	----------	-------	-------	-------	-------	--------	-----	-----	------	----------



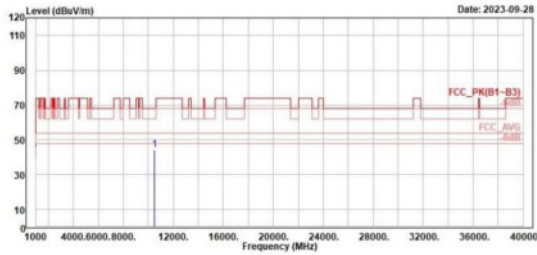
802.11n HT40_Ant 1

CH 46 (Horizontal)

CH 46 (Vertical)



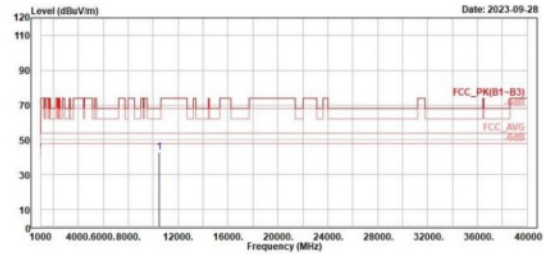
TUV Rheinland Taiwan Ltd.
No. 65B-18, Sec 2, Fongtsao, Linkou Dist., New Taipei City 244, Taiwan(R.O.C.)
Tel: +886-2172-1000 Fax: +886-2172-1322



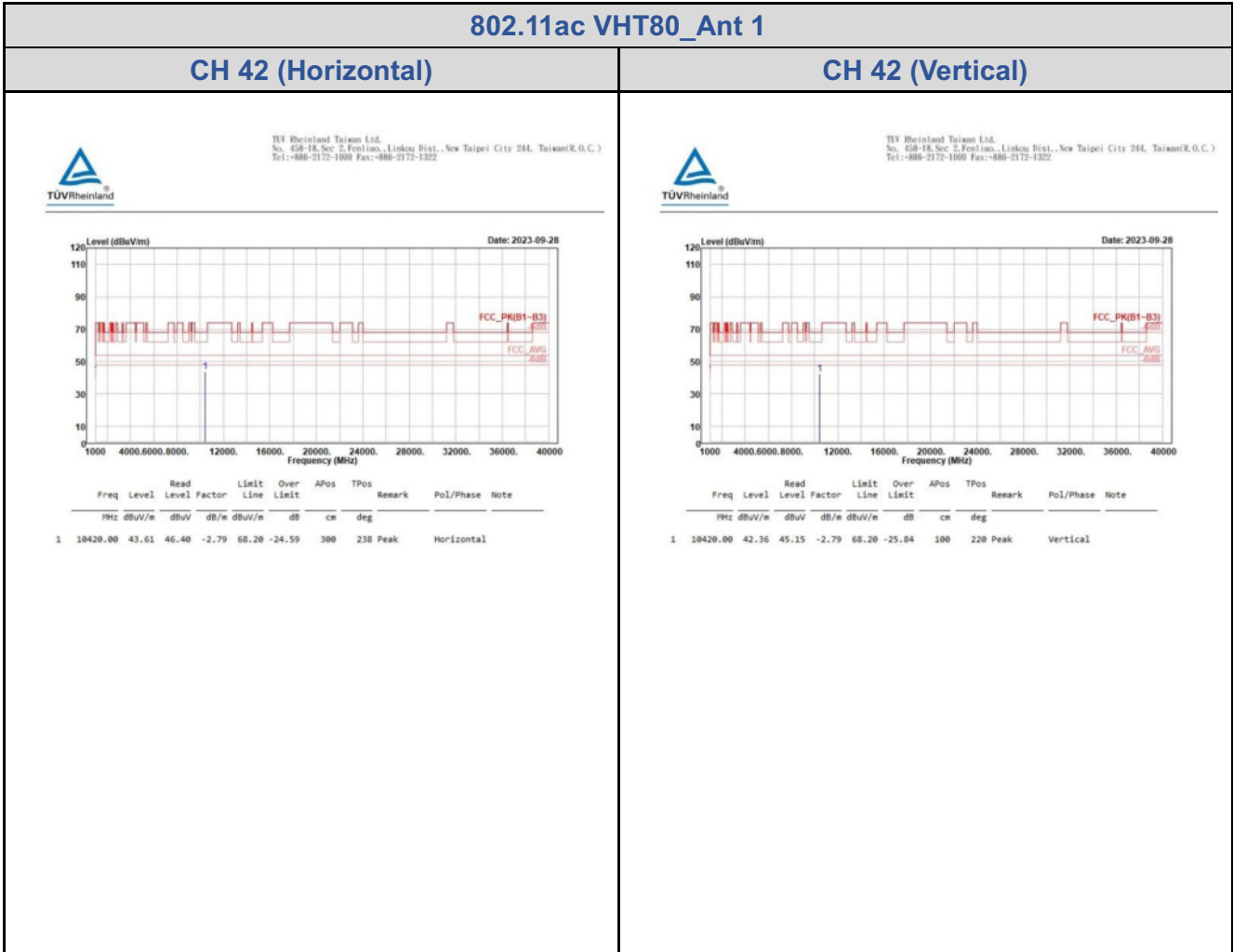
1	10468.00	44.06	46.78	-2.72	68.20	-24.14	101	360	Peak	Horizontal
---	----------	-------	-------	-------	-------	--------	-----	-----	------	------------



TUV Rheinland Taiwan Ltd.
No. 65B-18, Sec 2, Fongtsao, Linkou Dist., New Taipei City 244, Taiwan(R.O.C.)
Tel: +886-2172-1000 Fax: +886-2172-1322



1	10468.00	43.11	45.83	-2.72	68.20	-25.09	100	122	Peak	Vertical
---	----------	-------	-------	-------	-------	--------	-----	-----	------	----------



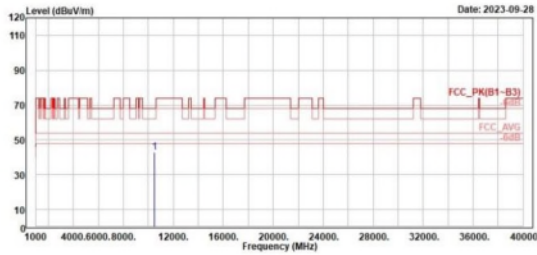
802.11ac VHT160_Ant 1

CH 50 (Horizontal)

CH 50 (Vertical)



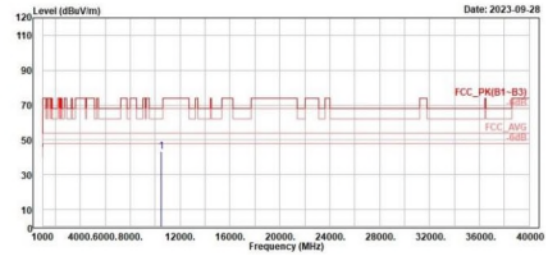
TUV Rheinland Taiwan Ltd.
No. 65B-18, Sec 2, Fongtsao, Linkou Dist., New Taipei City 244, Taiwan(R.O.C.)
Tel: +886-2172-1000 Fax: +886-2172-1322



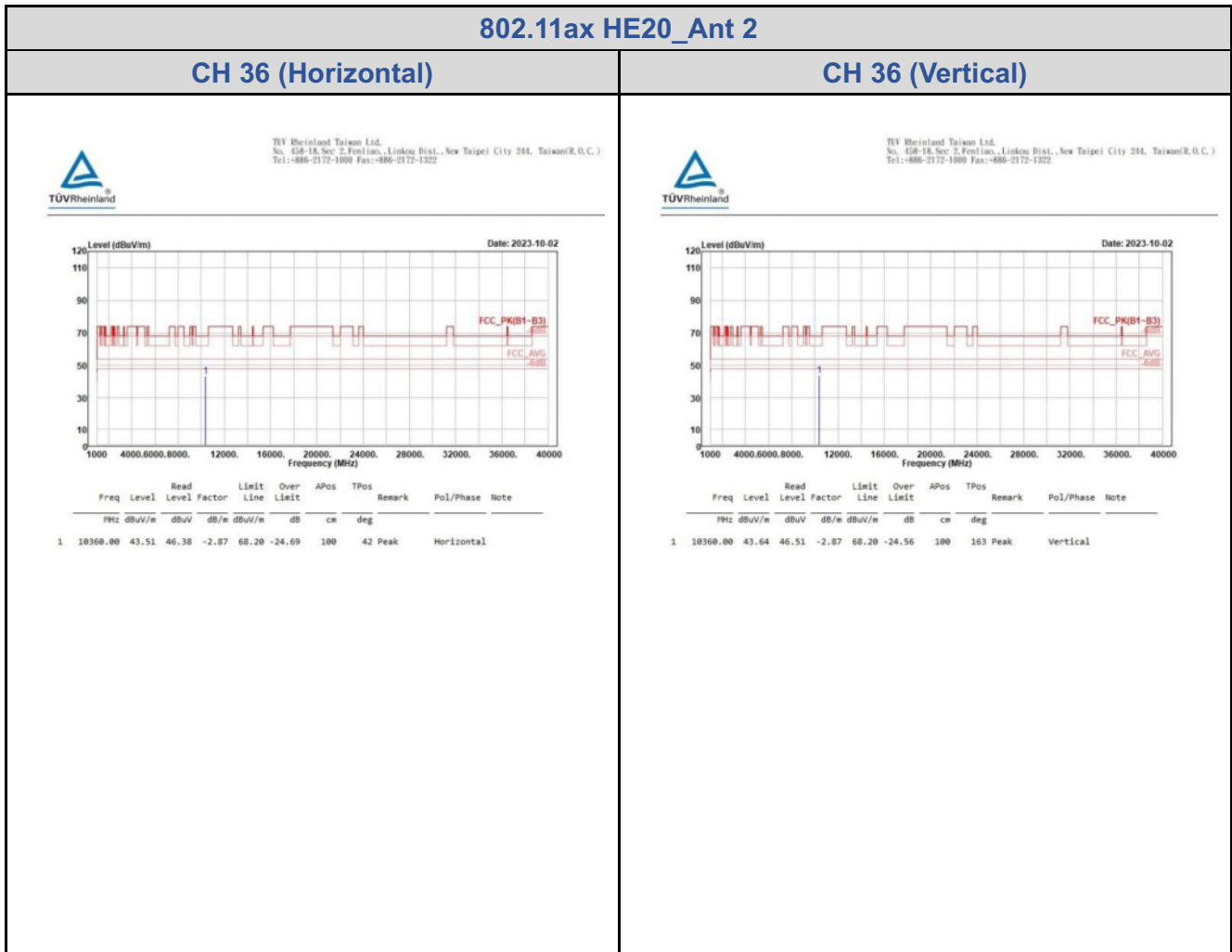
1	10500.00	42.67	45.31	-2.64	68.20	-25.53	200	55	Peak	Horizontal
---	----------	-------	-------	-------	-------	--------	-----	----	------	------------

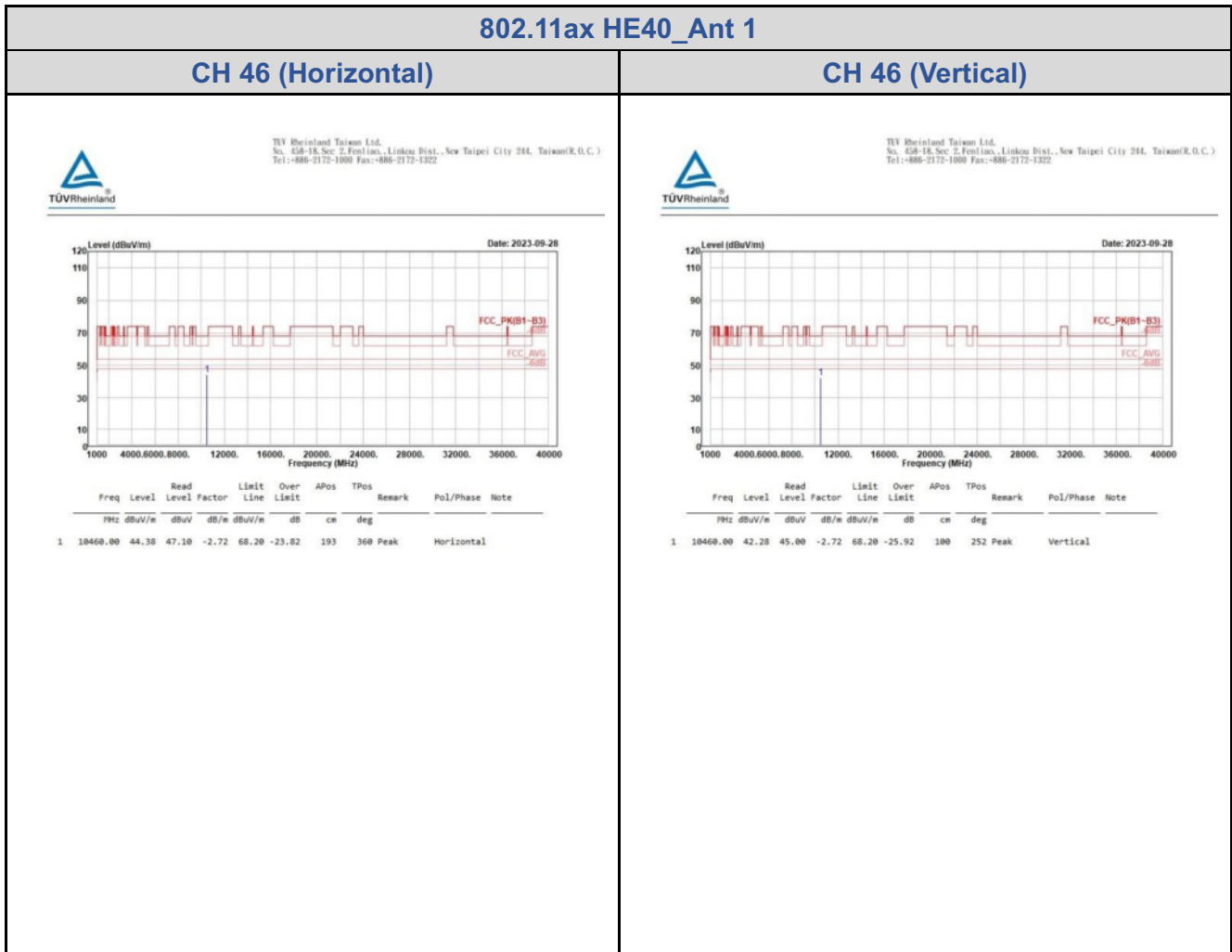


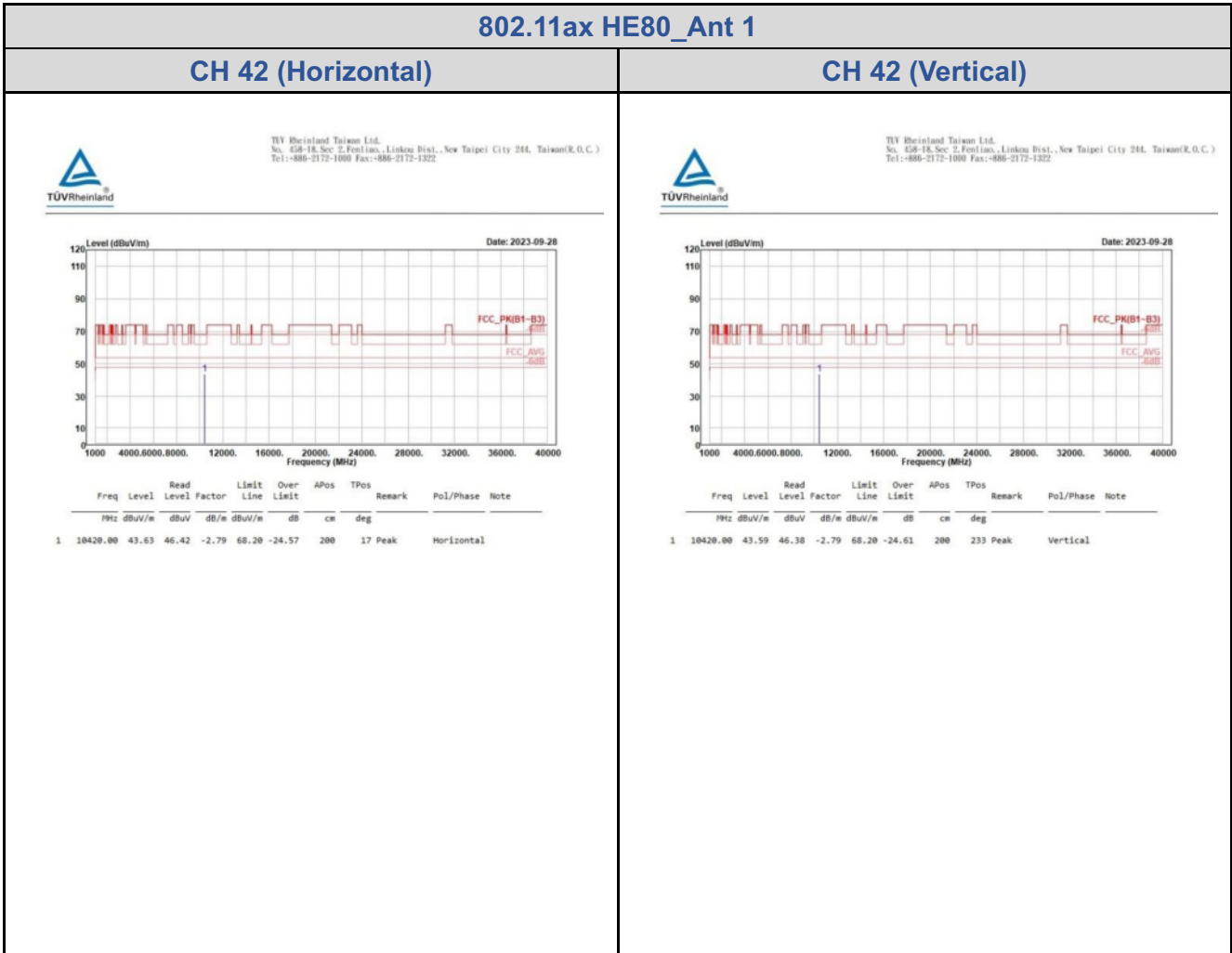
TUV Rheinland Taiwan Ltd.
No. 65B-18, Sec 2, Fongtsao, Linkou Dist., New Taipei City 244, Taiwan(R.O.C.)
Tel: +886-2172-1000 Fax: +886-2172-1322

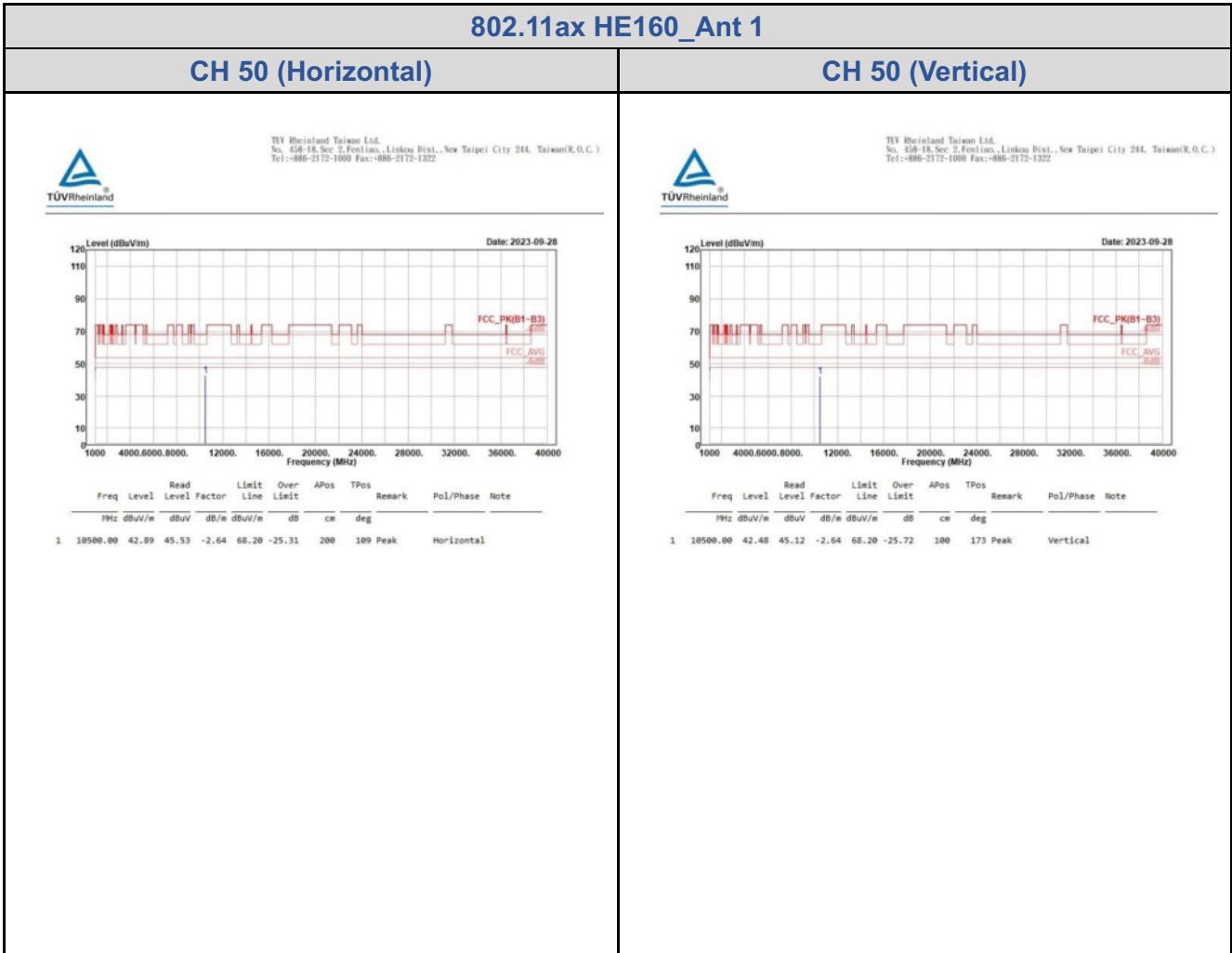


1	10500.00	43.36	46.00	-2.64	68.20	-24.04	300	26	Peak	Vertical
---	----------	-------	-------	-------	-------	--------	-----	----	------	----------

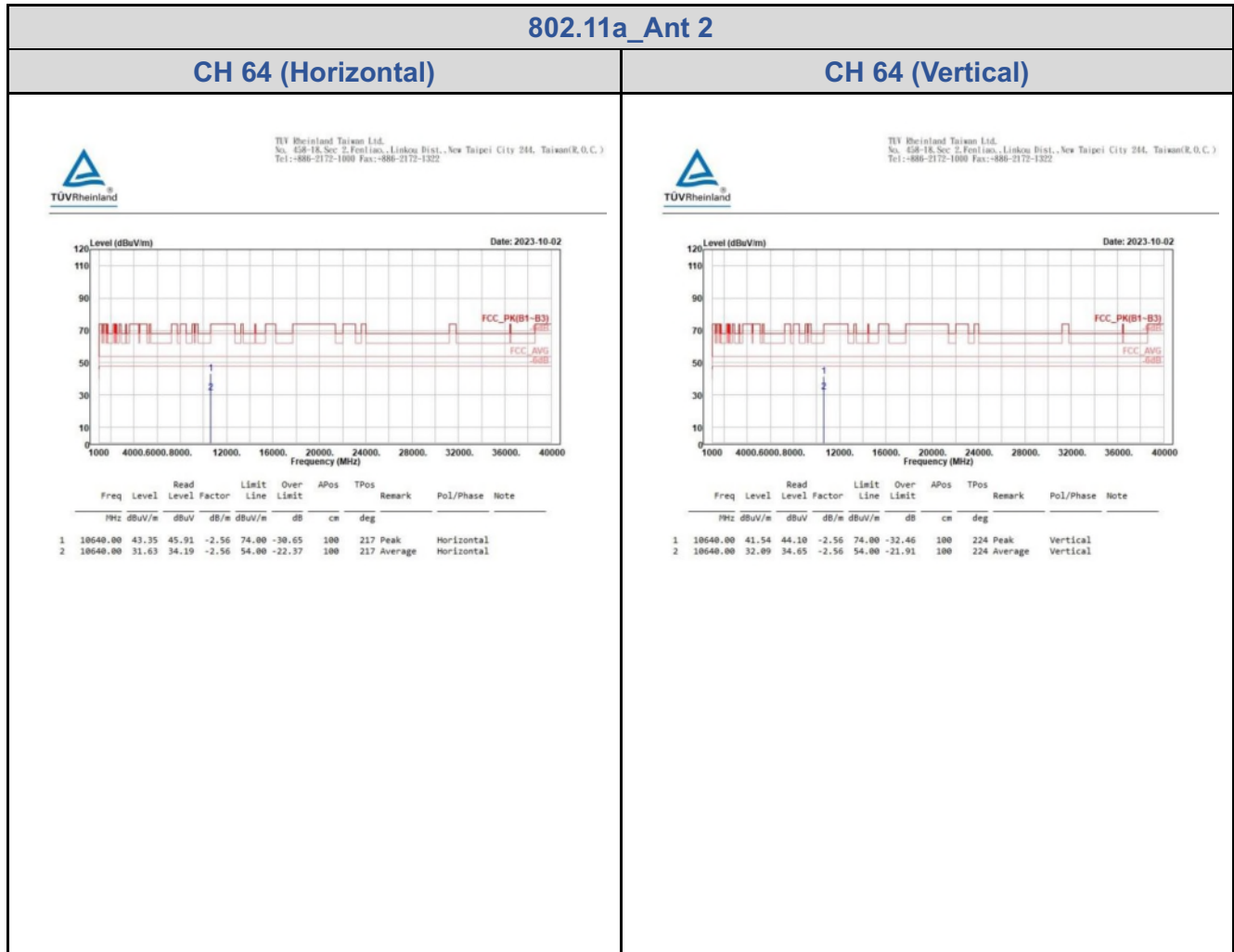


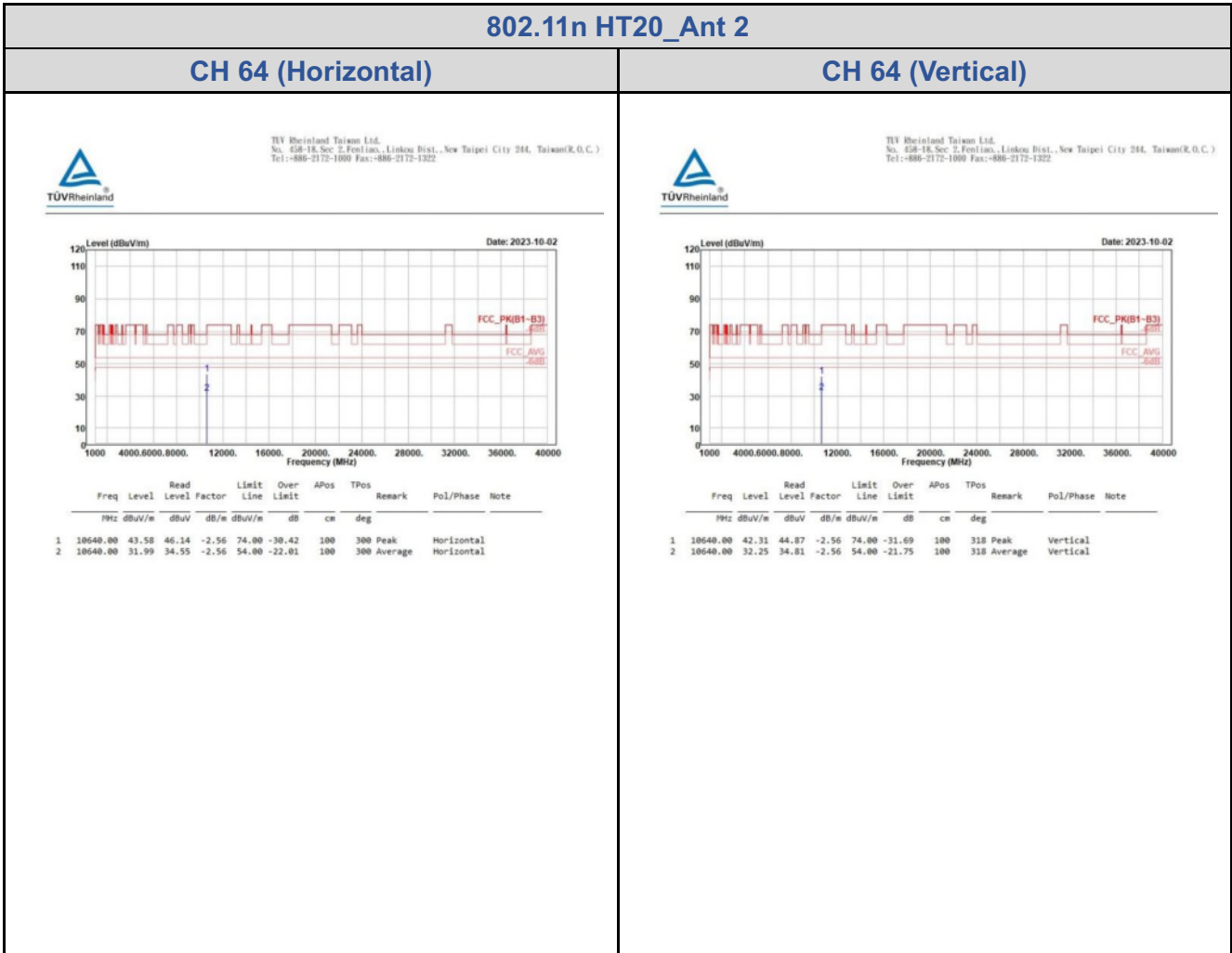






U-NII-2A





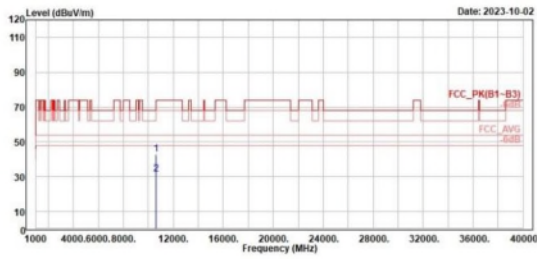
802.11n HT40_Ant 2

CH 62 (Horizontal)

CH 62 (Vertical)



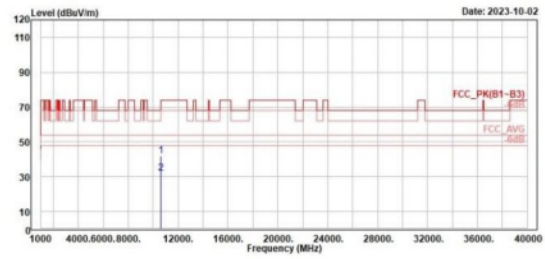
TUV Rheinland Taiwan Ltd.
No. 65B-18, Sec 2, Fongtsao, Linkou Dist., New Taipei City 244, Taiwan(R.O.C.)
Tel: +886-2172-1000 Fax: +886-2172-1322



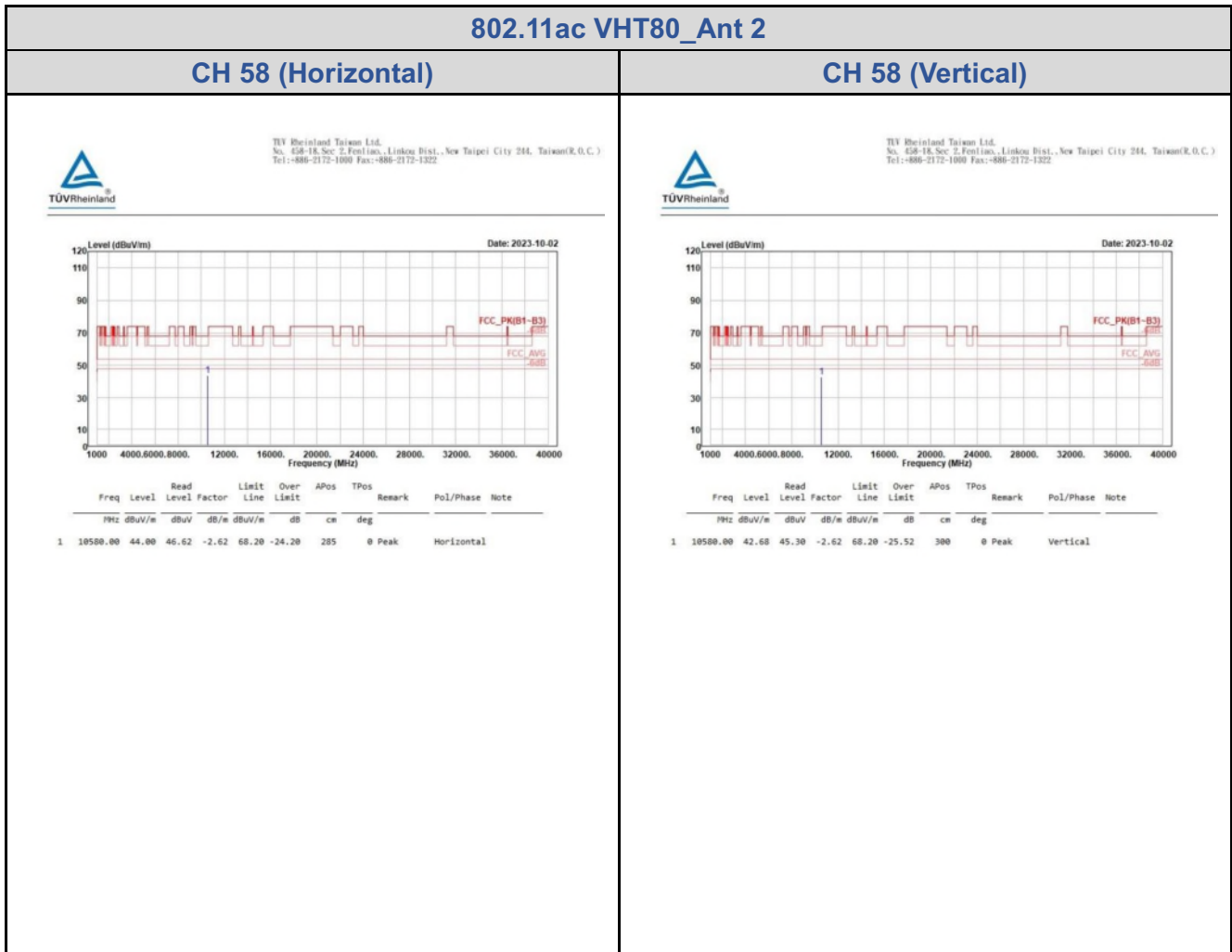
1	2	Read Level	Read Level Factor	Limit Line	Over Limit	APos	TPos	Remark	Pol/Phase	Note
MHz	dBuV/m	dBuV	dB/m	dBuV/m	dB	cm	deg			
1	10620.00	42.86	45.45	-2.59	74.00	-31.14	100	0 Peak	Horizontal	
2	10620.00	31.35	33.94	-2.59	54.00	-22.65	100	0 Average	Horizontal	

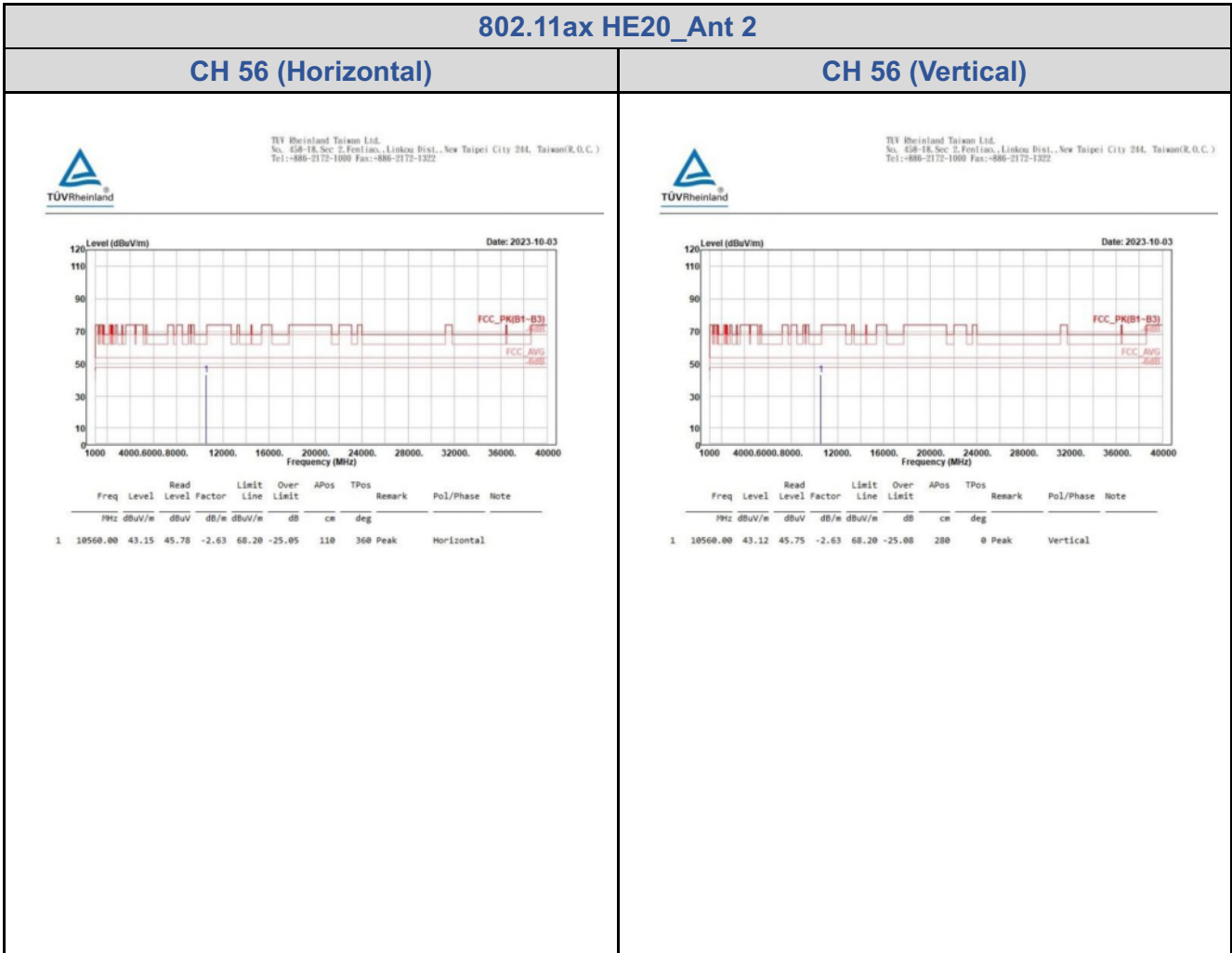


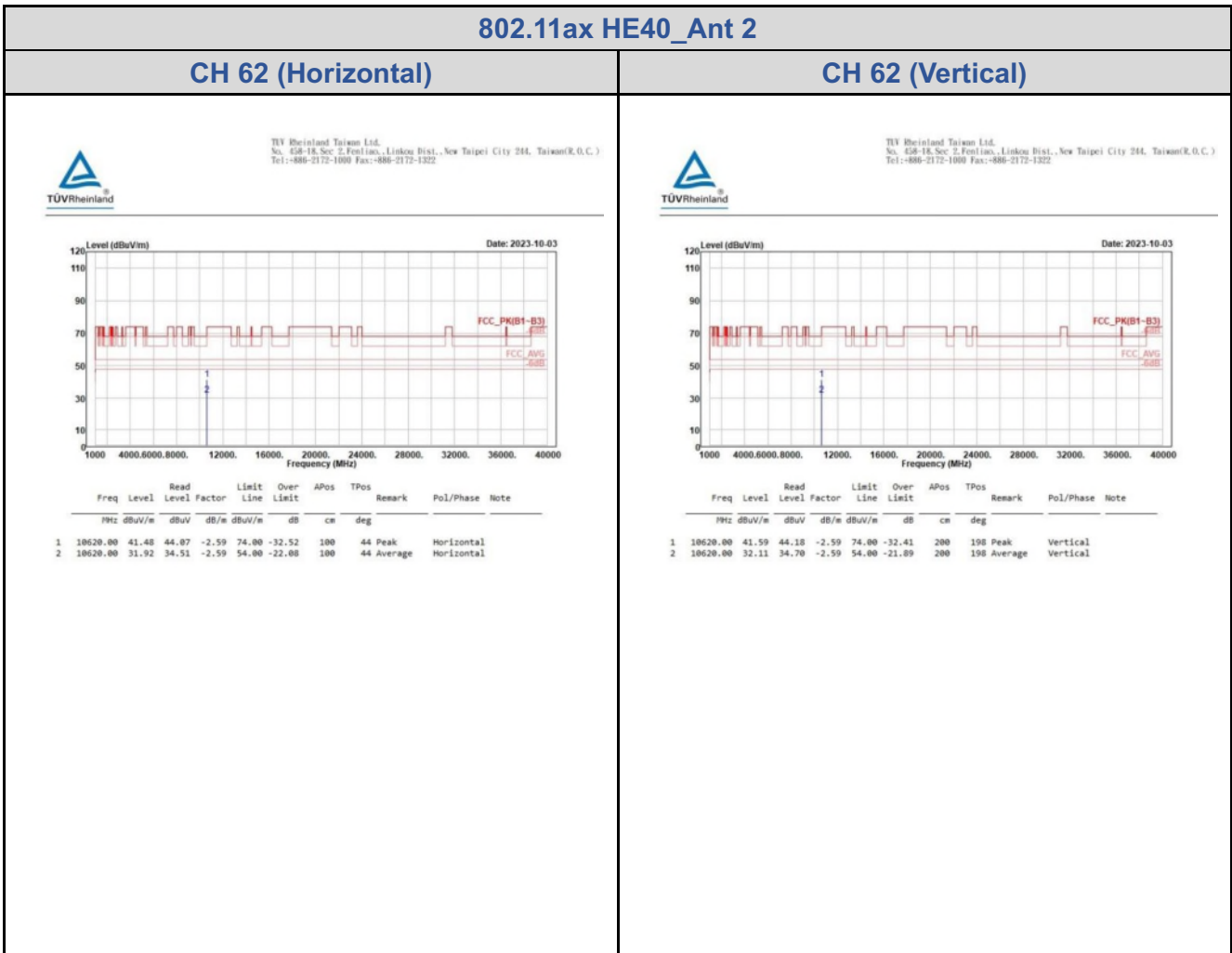
TUV Rheinland Taiwan Ltd.
No. 65B-18, Sec 2, Fongtsao, Linkou Dist., New Taipei City 244, Taiwan(R.O.C.)
Tel: +886-2172-1000 Fax: +886-2172-1322

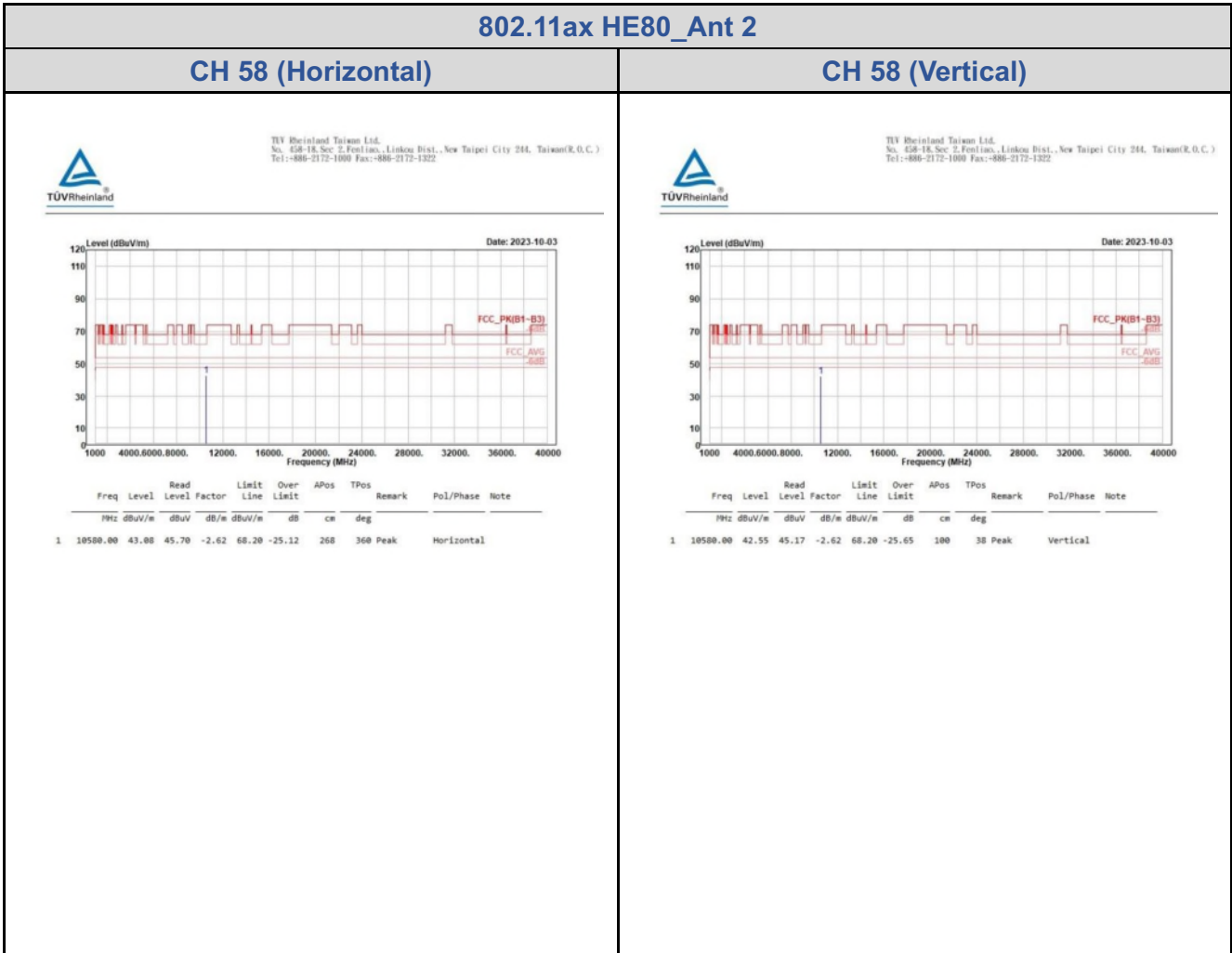


1	2	Read Level	Read Level Factor	Limit Line	Over Limit	APos	TPos	Remark	Pol/Phase	Note
MHz	dBuV/m	dBuV	dB/m	dBuV/m	dB	cm	deg			
1	10620.00	42.05	44.64	-2.59	74.00	-31.95	137	0 Peak	Vertical	
2	10620.00	32.12	34.71	-2.59	54.00	-21.88	137	0 Average	Vertical	

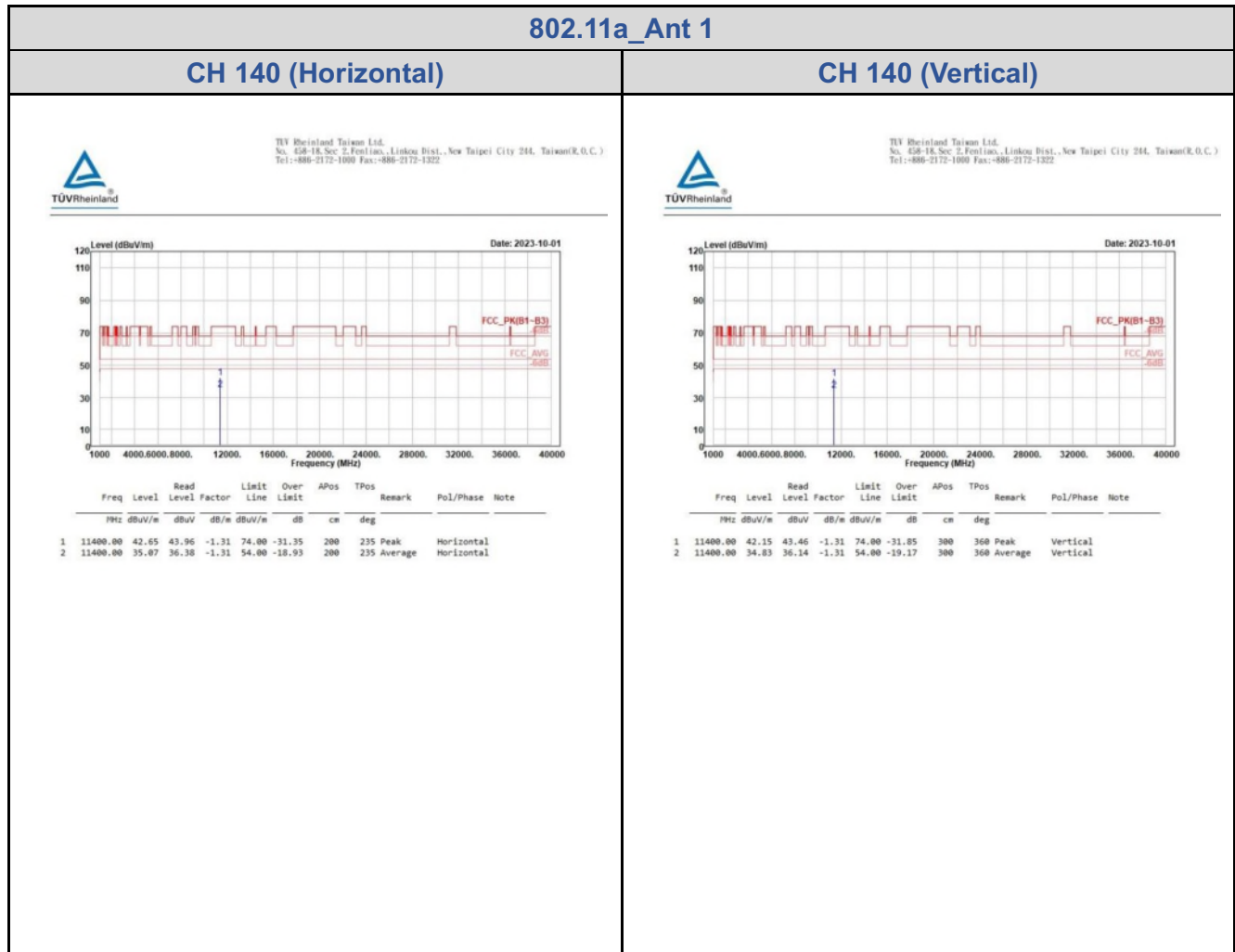


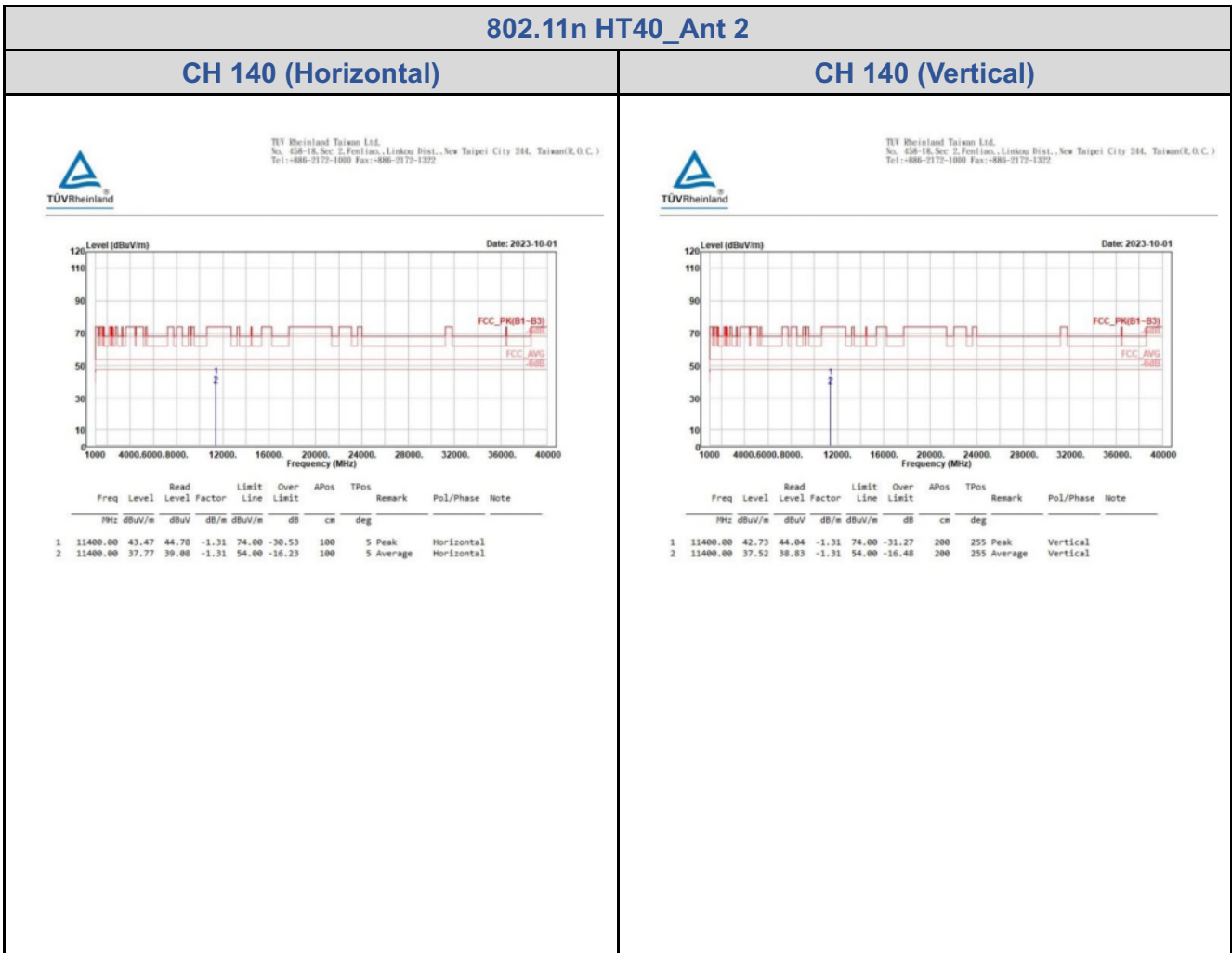






U-NII-2C





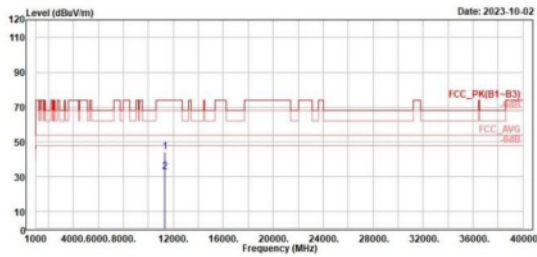
802.11n HT40_Ant 2

CH 134 (Horizontal)

CH 134 (Vertical)



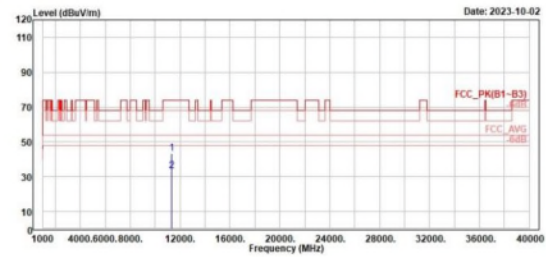
TUV Rheinland Taiwan Ltd.
No. 65B-18, Sec 2, Fongtsao, Linkou Dist., New Taipei City 244, Taiwan(R.O.C.)
Tel: +886-2172-1000 Fax: +886-2172-1322



Freq	Level	Read Level	Factor	Limit	Over	APos	TPos	Remark	Pol/Phase	Note
MHz	dBuV/m	dBuV	dB/m	dBuV/m	dB	cm	deg			
1 11340.00	44.21	45.64	-1.43	74.00	-29.79	200	167	Peak	Horizontal	
2 11340.00	32.68	34.11	-1.43	54.00	-21.32	200	167	Average	Horizontal	



TUV Rheinland Taiwan Ltd.
No. 65B-18, Sec 2, Fongtsao, Linkou Dist., New Taipei City 244, Taiwan(R.O.C.)
Tel: +886-2172-1000 Fax: +886-2172-1322



Freq	Level	Read Level	Factor	Limit	Over	APos	TPos	Remark	Pol/Phase	Note
MHz	dBuV/m	dBuV	dB/m	dBuV/m	dB	cm	deg			
1 11340.00	43.46	44.89	-1.43	74.00	-30.54	200	53	Peak	Vertical	
2 11340.00	33.34	34.77	-1.43	54.00	-20.66	200	53	Average	Vertical	

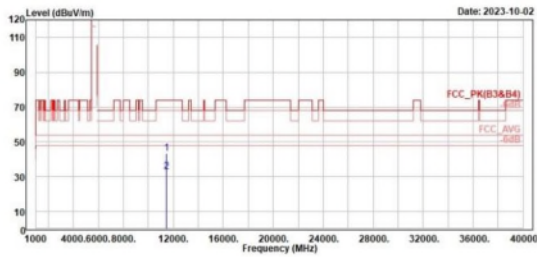
802.11n HT40_Ant 2

CH 142 (Horizontal)

CH 142 (Vertical)



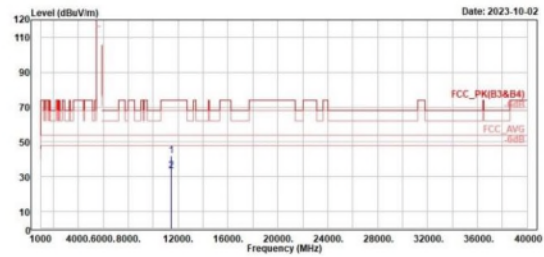
TUV Rheinland Taiwan Ltd.
No. 65B-18, Sec 2, Fongtsao, Linkou Dist., New Taipei City 244, Taiwan(R.O.C.)
Tel: +886-2172-1000 Fax: +886-2172-1322



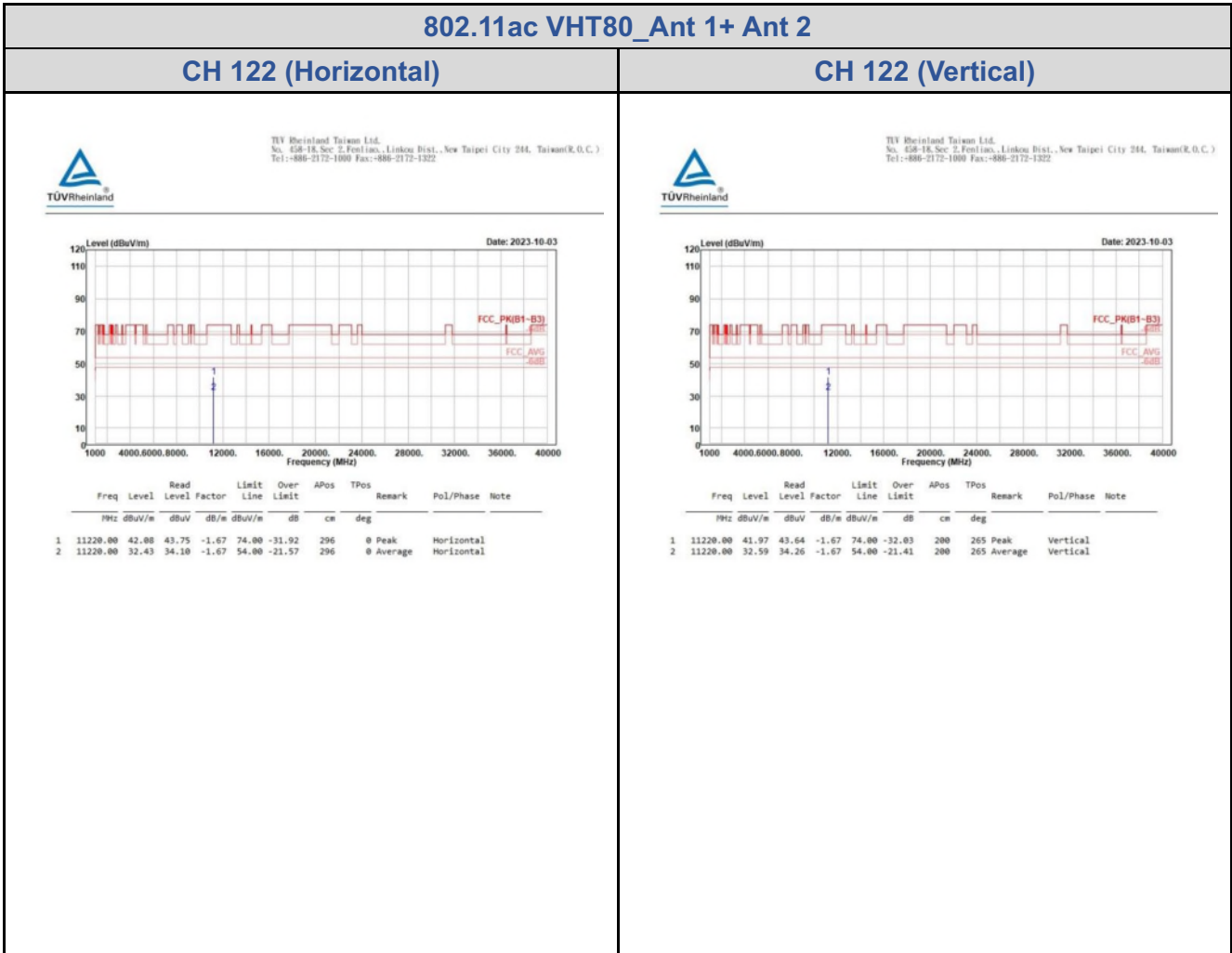
1	2	Read Level	Level Factor	Limit Line	Over Limit	APos	TPos	Remark	Pol/Phase	Note
MHz	dBuV/m	dBuV	dB/m	dBuV/m	dB	cm	deg			
1	11420.00	43.31	44.58	-1.27	74.00	-30.69	100	43 Peak	Horizontal	
2	11420.00	32.82	34.09	-1.27	54.00	-21.18	100	43 Average	Horizontal	



TUV Rheinland Taiwan Ltd.
No. 65B-18, Sec 2, Fongtsao, Linkou Dist., New Taipei City 244, Taiwan(R.O.C.)
Tel: +886-2172-1000 Fax: +886-2172-1322



1	2	Read Level	Level Factor	Limit Line	Over Limit	APos	TPos	Remark	Pol/Phase	Note
MHz	dBuV/m	dBuV	dB/m	dBuV/m	dB	cm	deg			
1	11420.00	42.05	43.32	-1.27	74.00	-31.95	100	35 Peak	Vertical	
2	11420.00	33.52	34.79	-1.27	54.00	-20.48	100	35 Average	Vertical	



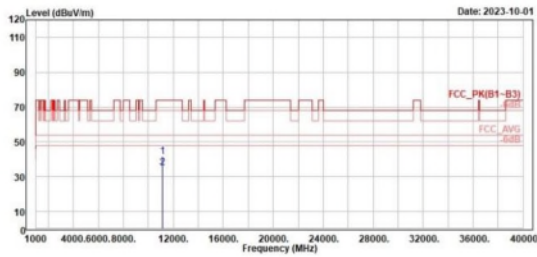
802.11ac VHT160_Ant 1

CH 114 (Horizontal)

CH 114 (Vertical)



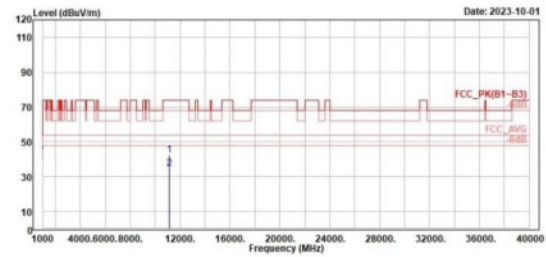
TUV Rheinland Taiwan Ltd.
No. 65B-18, Sec 2, Fongtsao, Linkou Dist., New Taipei City 244, Taiwan(R.O.C.)
Tel: +886-2172-1000 Fax: +886-2172-1322



1	2	3	4	5	6	7	8	9	10	11	12	13	14	15	16	17	18	19	20
1	2	3	4	5	6	7	8	9	10	11	12	13	14	15	16	17	18	19	20
MHz	dBuV/m	dBuV	dB/m	dBuV/m	dB	cm	deg	Remark	Pol/Phase	Note									
11140.00	41.53	43.30	-1.77	74.00	-32.47	200	106	Peak	Horizontal										
11140.00	34.92	36.69	-1.77	54.00	-19.08	200	106	Average	Horizontal										



TUV Rheinland Taiwan Ltd.
No. 65B-18, Sec 2, Fongtsao, Linkou Dist., New Taipei City 244, Taiwan(R.O.C.)
Tel: +886-2172-1000 Fax: +886-2172-1322



1	2	3	4	5	6	7	8	9	10	11	12	13	14	15	16	17	18	19	20
1	2	3	4	5	6	7	8	9	10	11	12	13	14	15	16	17	18	19	20
MHz	dBuV/m	dBuV	dB/m	dBuV/m	dB	cm	deg	Remark	Pol/Phase	Note									
11140.00	42.62	44.39	-1.77	74.00	-31.38	100	288	Peak	Vertical										
11140.00	34.76	36.53	-1.77	54.00	-19.24	100	288	Average	Vertical										

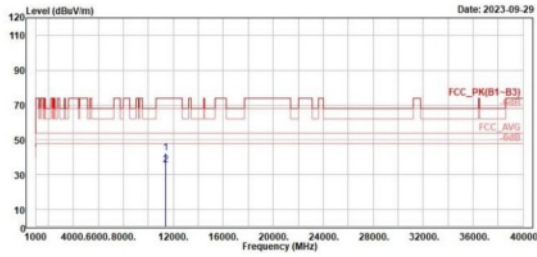
802.11ax HE20_Ant 1

CH 140 (Horizontal)

CH 140 (Vertical)



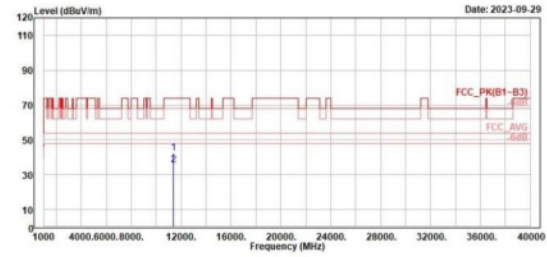
TÜV Rheinland Taiwan Ltd.
No. 65B-18, Sec 2, Fongtsao, Linkou Dist., New Taipei City 244, Taiwan(R.O.C.)
Tel: +886-2172-1000 Fax: +886-2172-1322



Freq	Level	Read Level	Factor	Limit	Over	APos	TPos	Remark	Pol/Phase	Note
MHz	dBuV/m	dBuV	dB/m	dBuV/m	dB	cm	deg			
1 11400.00	42.54	43.85	-1.31	74.00	-31.46	200	138	Peak	Horizontal	
2 11400.00	35.46	36.77	-1.31	54.00	-18.54	200	138	Average	Horizontal	



TÜV Rheinland Taiwan Ltd.
No. 65B-18, Sec 2, Fongtsao, Linkou Dist., New Taipei City 244, Taiwan(R.O.C.)
Tel: +886-2172-1000 Fax: +886-2172-1322



Freq	Level	Read Level	Factor	Limit	Over	APos	TPos	Remark	Pol/Phase	Note
MHz	dBuV/m	dBuV	dB/m	dBuV/m	dB	cm	deg			
1 11400.00	42.21	43.52	-1.31	74.00	-31.79	300	202	Peak	Vertical	
2 11400.00	35.59	36.90	-1.31	54.00	-18.41	300	202	Average	Vertical	

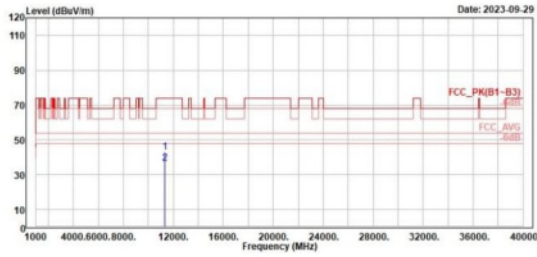
802.11ax HE40_Ant 1

CH 134 (Horizontal)

CH 134 (Vertical)



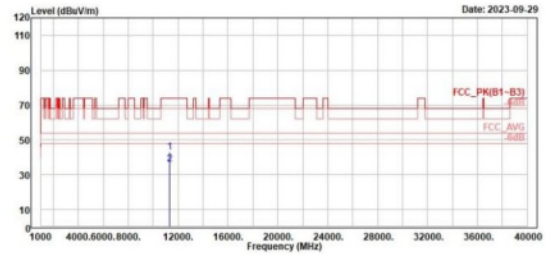
TUV Rheinland Taiwan Ltd.
No. 65B-18, Sec 2, Fongtsao, Linkou Dist., New Taipei City 244, Taiwan(R.O.C.)
Tel: +886-2172-1000 Fax: +886-2172-1322



Freq	Level	Read Level	Factor	Limit	Over	APos	TPos	Remark	Pol/Phase	Note
MHz	dBuV/m	dBuV	dB/m	dBuV/m	dB	cm	deg			
1 11340.00	43.02	44.45	-1.43	74.00	-30.98	100	161	Peak	Horizontal	
2 11340.00	36.40	37.83	-1.43	54.00	-17.60	100	161	Average	Horizontal	



TUV Rheinland Taiwan Ltd.
No. 65B-18, Sec 2, Fongtsao, Linkou Dist., New Taipei City 244, Taiwan(R.O.C.)
Tel: +886-2172-1000 Fax: +886-2172-1322



Freq	Level	Read Level	Factor	Limit	Over	APos	TPos	Remark	Pol/Phase	Note
MHz	dBuV/m	dBuV	dB/m	dBuV/m	dB	cm	deg			
1 11340.00	42.67	44.10	-1.43	74.00	-31.33	300	360	Peak	Vertical	
2 11340.00	35.88	37.31	-1.43	54.00	-18.12	300	360	Average	Vertical	

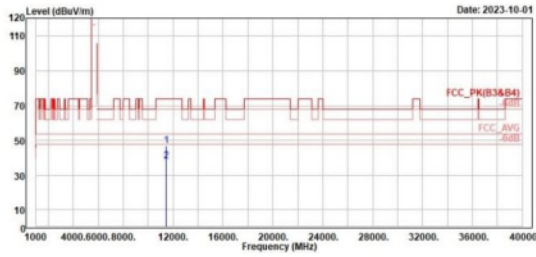
802.11ax HE40_Ant 1

CH 142 (Horizontal)

CH 142 (Vertical)



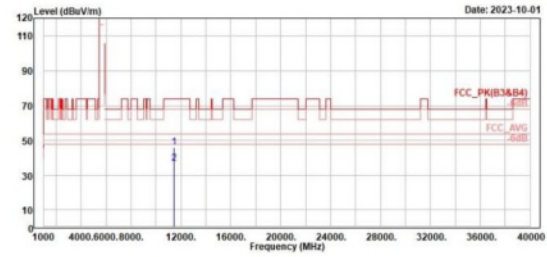
TÜV Rheinland Taiwan Ltd.
No. 65B-18, Sec 2, Fongshan, Linkou Dist., New Taipei City 244, Taiwan(R.O.C.)
Tel: +886-2172-1000 Fax: +886-2172-1322



1	11420.00	47.01	48.28	-1.27	74.00	-26.99	100	169	Peak	Horizontal	
2	11420.00	38.48	39.75	-1.27	54.00	-15.52	100	169	Average	Horizontal	



TÜV Rheinland Taiwan Ltd.
No. 65B-18, Sec 2, Fongshan, Linkou Dist., New Taipei City 244, Taiwan(R.O.C.)
Tel: +886-2172-1000 Fax: +886-2172-1322



1	11420.00	46.19	47.46	-1.27	74.00	-27.81	100	89	Peak	Vertical	
2	11420.00	37.01	38.28	-1.27	54.00	-16.99	100	89	Average	Vertical	

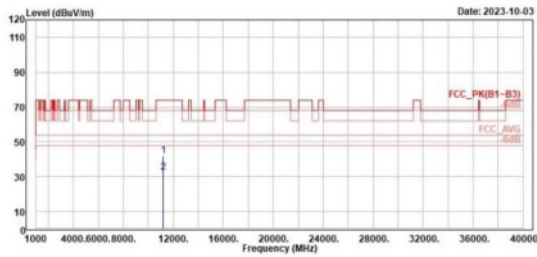
802.11ax HE80_Ant 2

CH 122 (Horizontal)

CH 122 (Vertical)



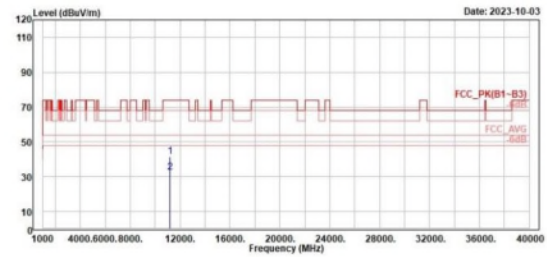
TUV Rheinland Taiwan Ltd.
No. 65B-18, Sec 2, Fongtsao, Linkou Dist., New Taipei City 244, Taiwan(R.O.C.)
Tel: +886-2172-1000 Fax: +886-2172-1322



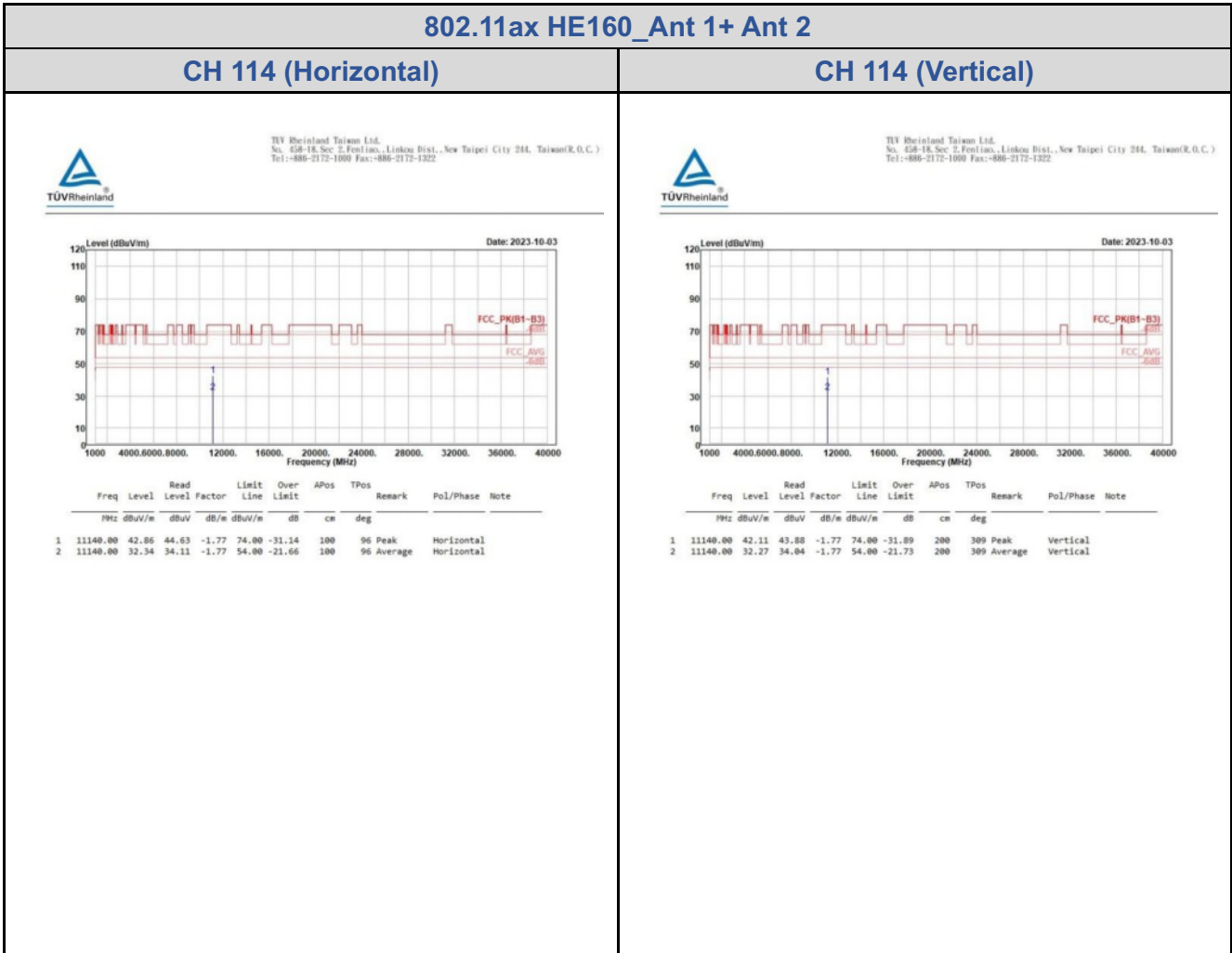
Freq	Level	Read Level	Factor	Limit	Over	APos	TPos	Remark	Pol/Phase	Note
MHz	dBuV/m	dBuV	dB/m	dBuV/m	dB	cm	deg			
1 11220.00	41.77	43.44	-1.67	74.00	-32.23	121	0	Peak	Horizontal	
2 11220.00	32.52	34.19	-1.67	54.00	-21.48	121	0	Average	Horizontal	



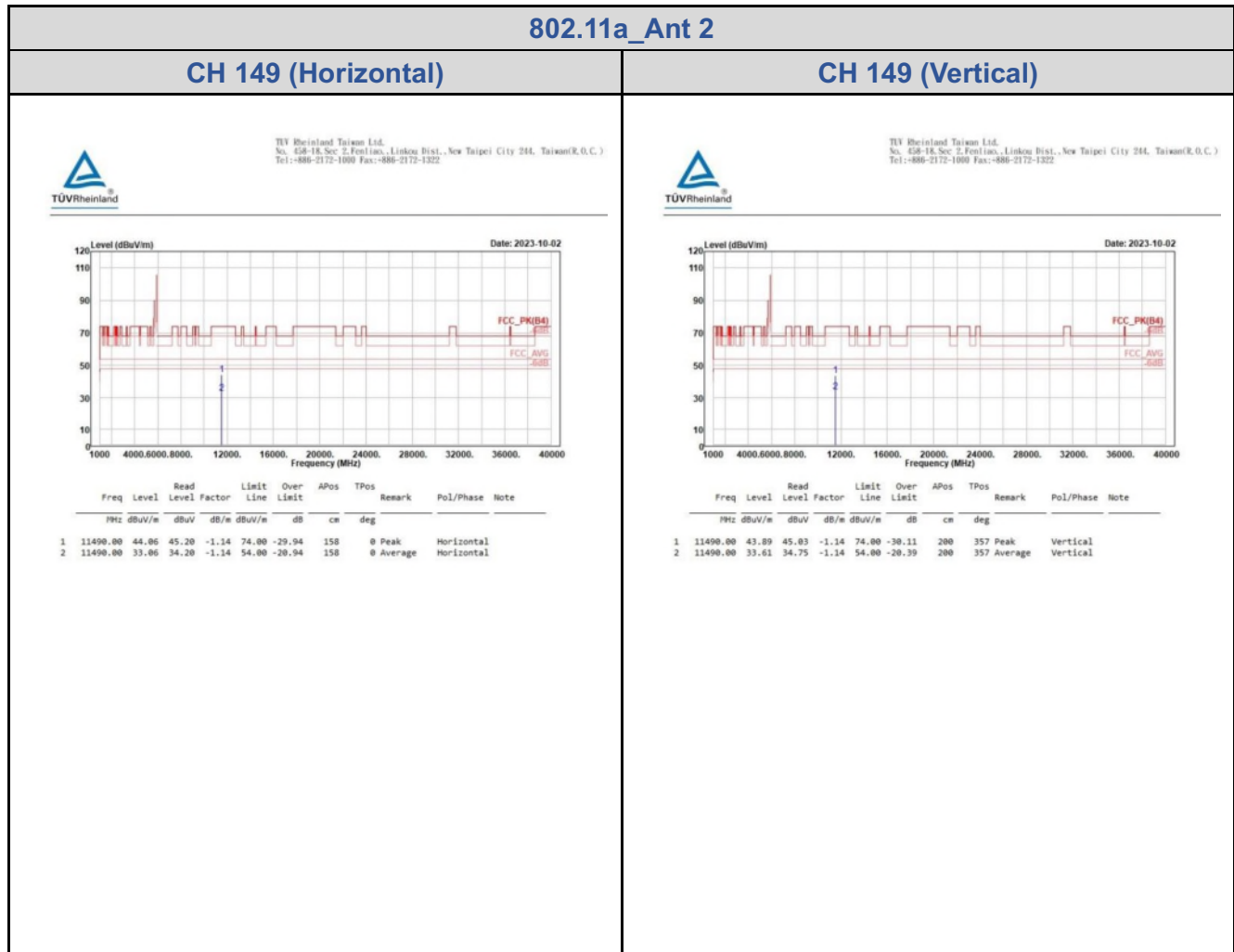
TUV Rheinland Taiwan Ltd.
No. 65B-18, Sec 2, Fongtsao, Linkou Dist., New Taipei City 244, Taiwan(R.O.C.)
Tel: +886-2172-1000 Fax: +886-2172-1322

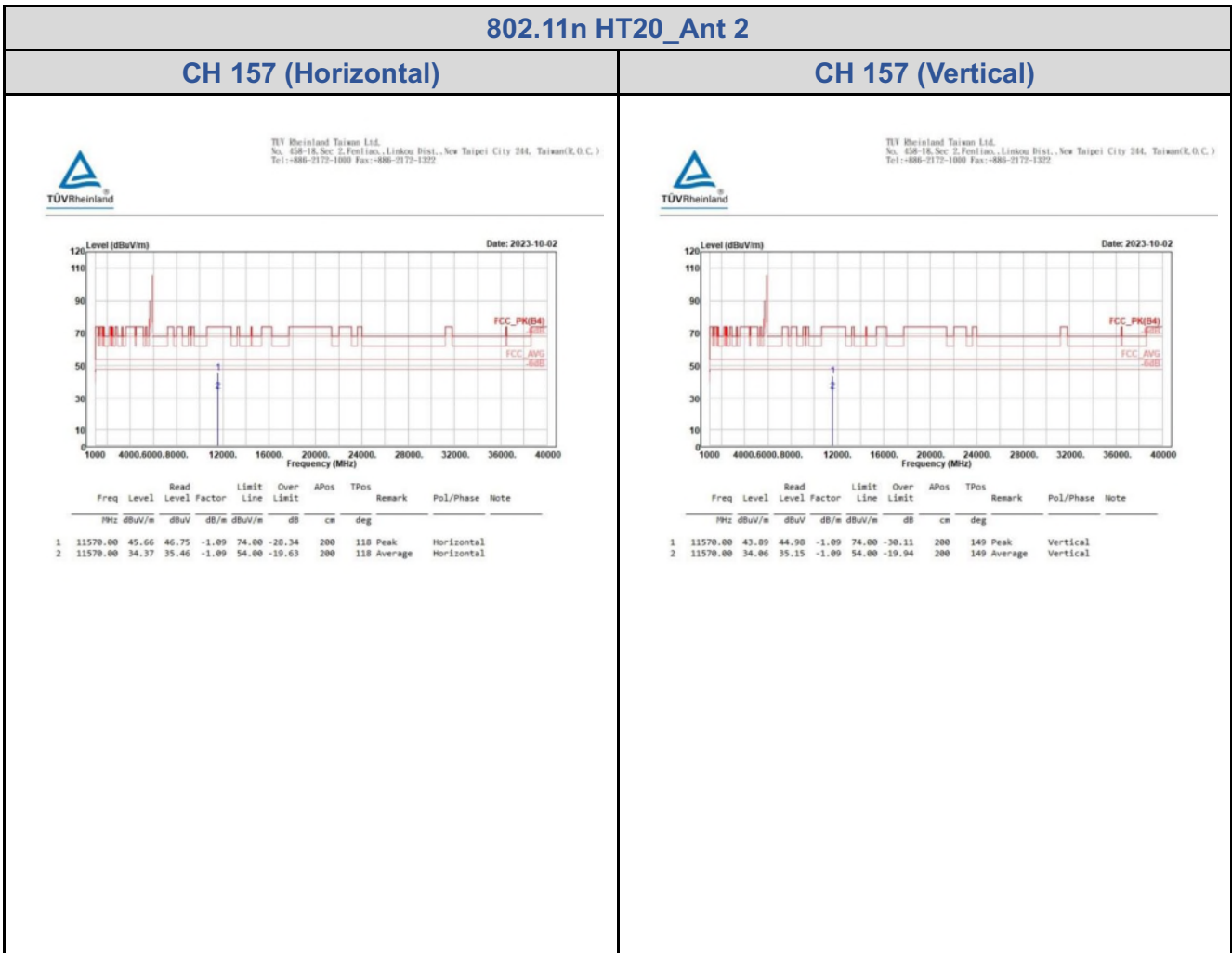


Freq	Level	Read Level	Factor	Limit	Over	APos	TPos	Remark	Pol/Phase	Note
MHz	dBuV/m	dBuV	dB/m	dBuV/m	dB	cm	deg			
1 11220.00	41.57	43.24	-1.67	74.00	-32.43	300	94	Peak	Vertical	
2 11220.00	32.27	33.94	-1.67	54.00	-21.73	300	94	Average	Vertical	



U-NII-3





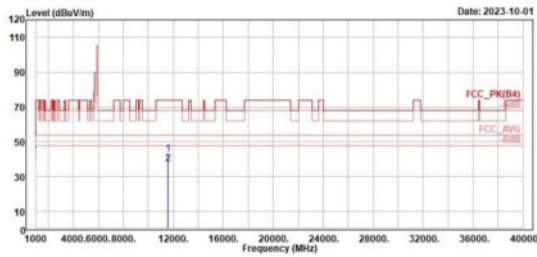
802.11n HT40_Ant 1

CH 159 (Horizontal)

CH 159 (Vertical)



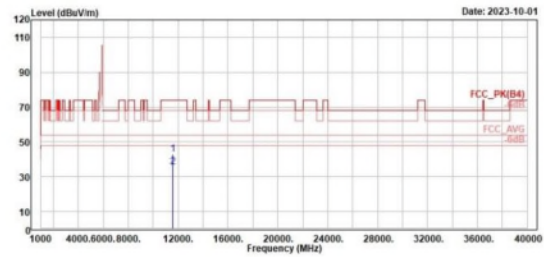
TUV Rheinland Taiwan Ltd.
No. 65B-18, Sec 2, Fongtsao, Linkou Dist., New Taipei City 244, Taiwan(R.O.C.)
Tel: +886-2172-1000 Fax: +886-2172-1322



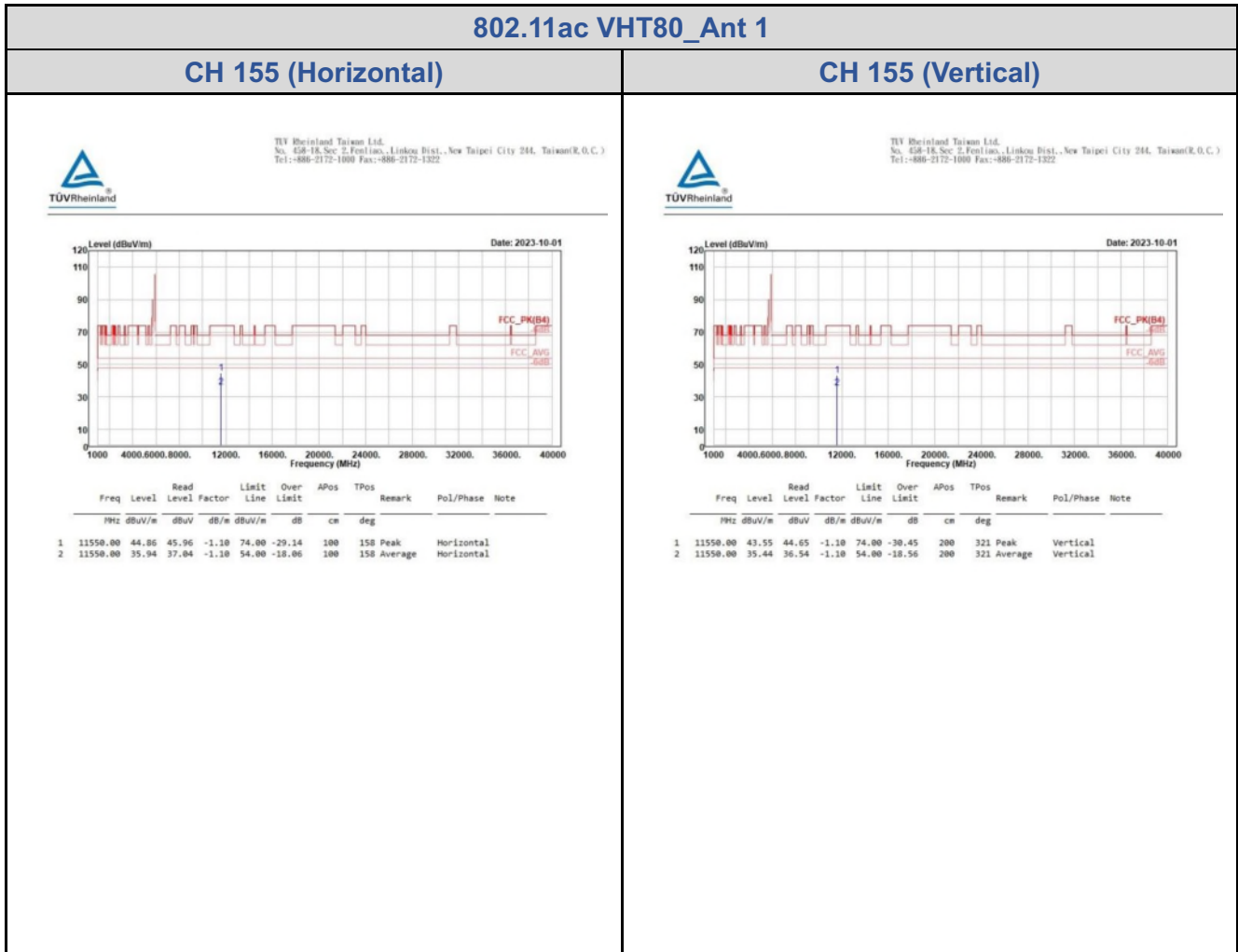
1	11590.00	42.00	43.88	-1.08	74.00	-31.20	100	169	Peak	Horizontal	
2	11590.00	37.42	38.50	-1.08	54.00	-16.58	100	169	Average	Horizontal	

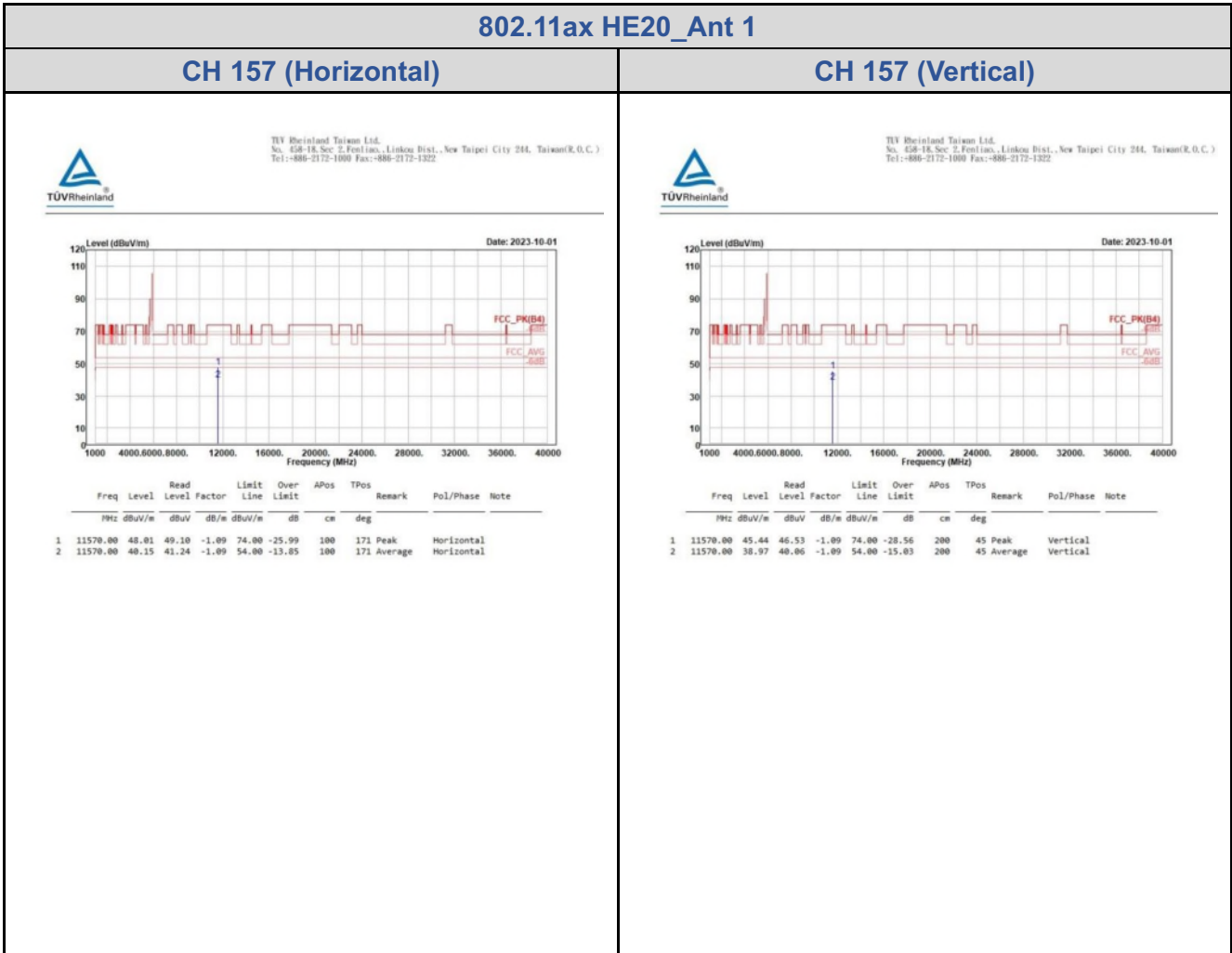


TUV Rheinland Taiwan Ltd.
No. 65B-18, Sec 2, Fongtsao, Linkou Dist., New Taipei City 244, Taiwan(R.O.C.)
Tel: +886-2172-1000 Fax: +886-2172-1322



1	11590.00	42.70	43.78	-1.08	74.00	-31.30	100	72	Peak	Vertical	
2	11590.00	35.36	36.44	-1.08	54.00	-18.64	100	72	Average	Vertical	





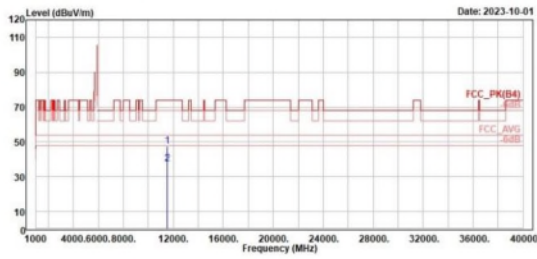
802.11ax HE40_Ant 1

CH 151 (Horizontal)

CH 151 (Vertical)



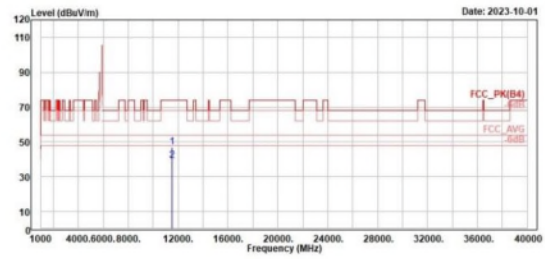
TUV Rheinland Taiwan Ltd.
No. 65B-18, Sec 2, Fongtsao, Linkou Dist., New Taipei City 244, Taiwan(R.O.C.)
Tel: +886-2172-1000 Fax: +886-2172-1322



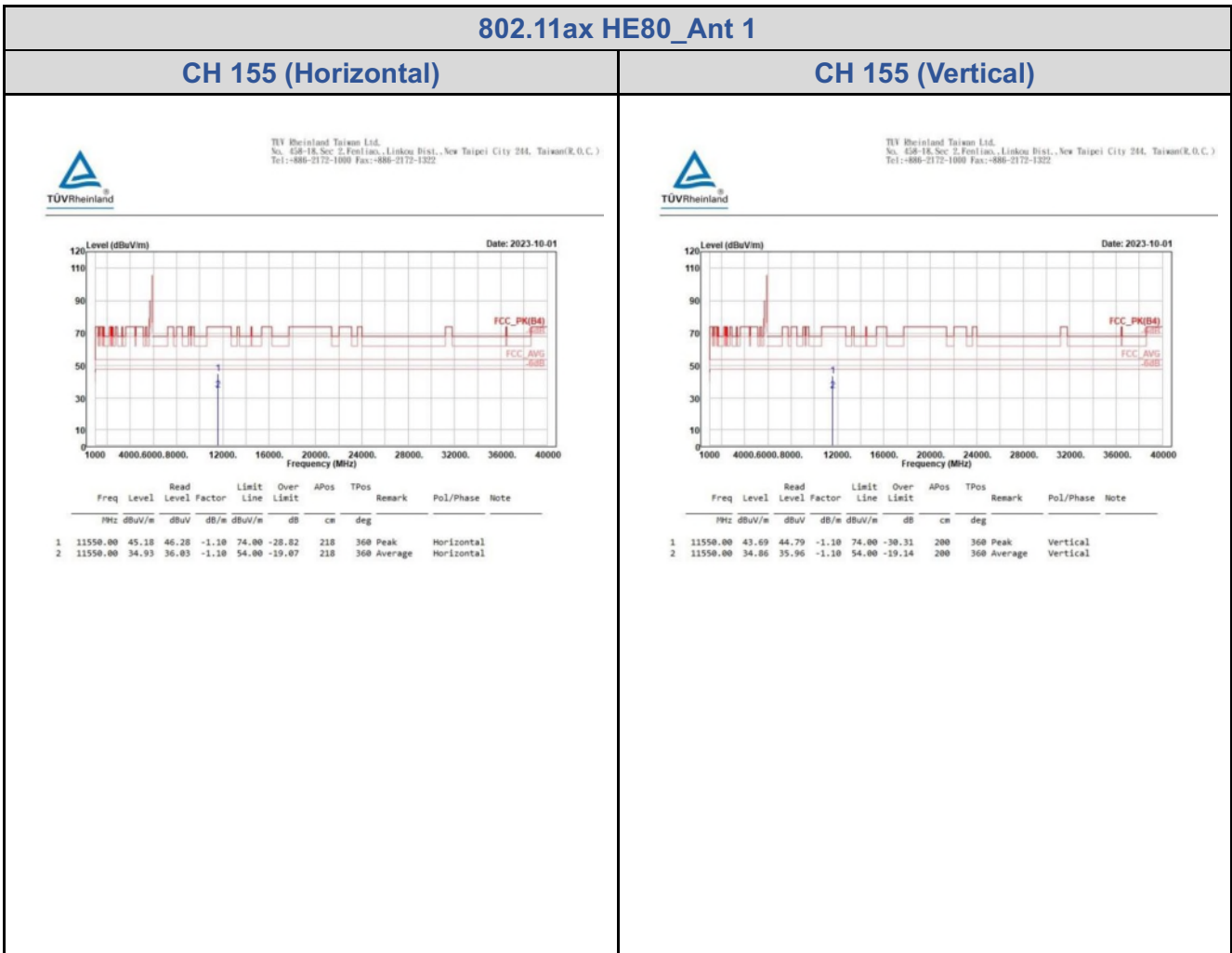
Freq	Level	Read Level	Factor	Limit	Over	APos	TPos	Remark	Pol/Phase	Note
MHz	dBuV/m	dBuV	dB/m	dBuV/m	dB	cm	deg			
1 11510.00	47.55	48.66	-1.11	74.00	-26.45	200	156	Peak	Horizontal	
2 11510.00	37.59	38.70	-1.11	54.00	-16.41	200	156	Average	Horizontal	



TUV Rheinland Taiwan Ltd.
No. 65B-18, Sec 2, Fongtsao, Linkou Dist., New Taipei City 244, Taiwan(R.O.C.)
Tel: +886-2172-1000 Fax: +886-2172-1322



Freq	Level	Read Level	Factor	Limit	Over	APos	TPos	Remark	Pol/Phase	Note
MHz	dBuV/m	dBuV	dB/m	dBuV/m	dB	cm	deg			
1 11510.00	46.79	47.90	-1.11	74.00	-27.21	300	191	Peak	Vertical	
2 11510.00	39.41	40.52	-1.11	54.00	-14.59	300	191	Average	Vertical	



Mains Conducted Emission, Tx Mode, 150kHz ~ 30MHz

