

SAR Test Report

<Photographs of EUT>

Tablet PC Mode




Laptop PC Mode



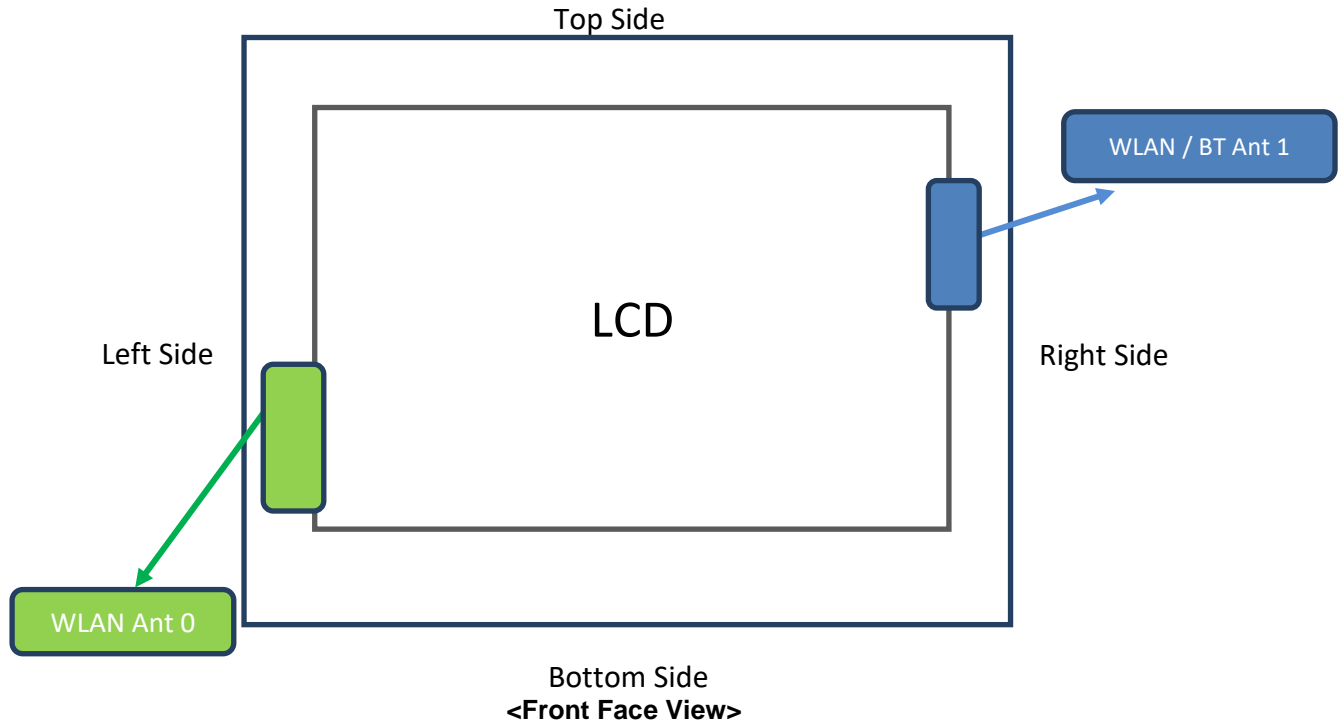
SAR Test Report

Battery



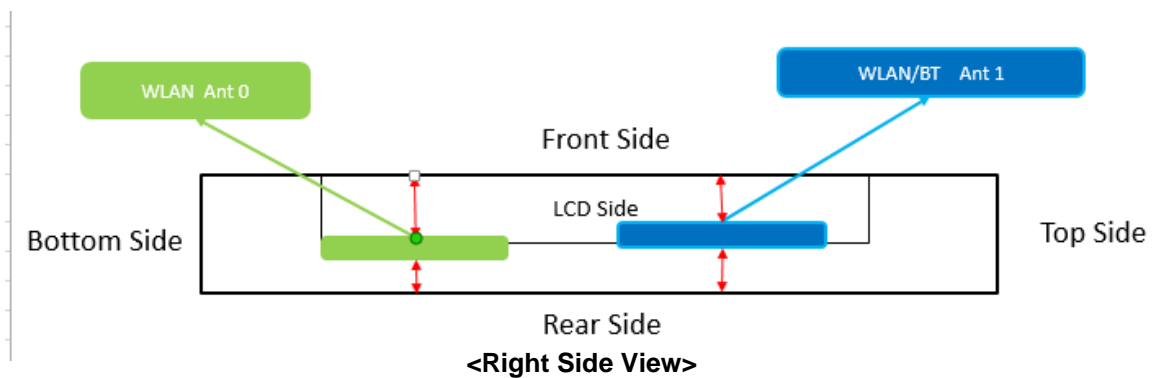
SAR Test Report

<Antenna Location> Tablet Mode



The separation distance for antenna to edge:

Antenna	To Top Side (mm)	To Bottom (mm)	To Left Side (mm)	To Right Side (mm)	Support Band
WLAN Ant 0	130.5	44.9	0	311	WLAN
WLAN/BT Ant 1	78.5	120.5	311	0	WLAN+BT

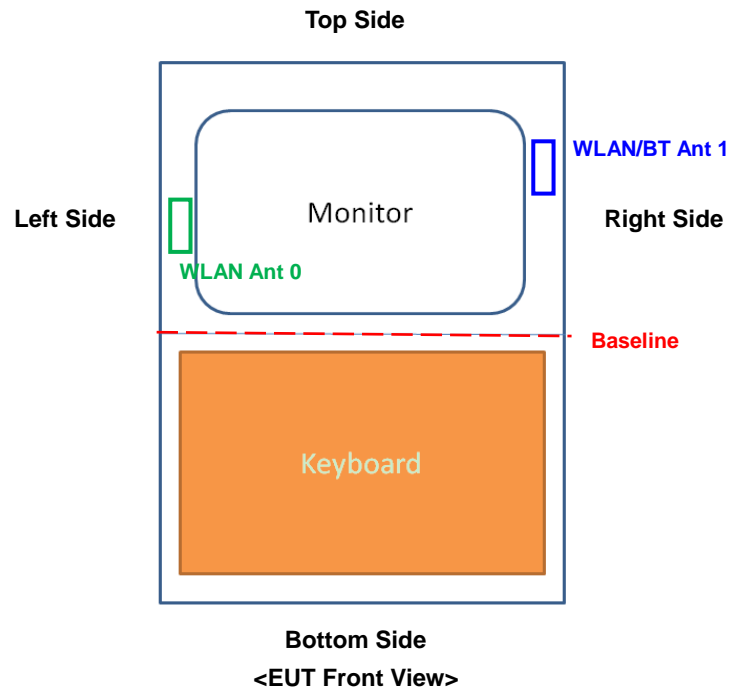


The separation distance for antenna to edge:

Antenna	To Front Side (mm)	To Rear Side (mm)
WLAN Ant 0	19	4
WLAN/BT Ant 1	5	16

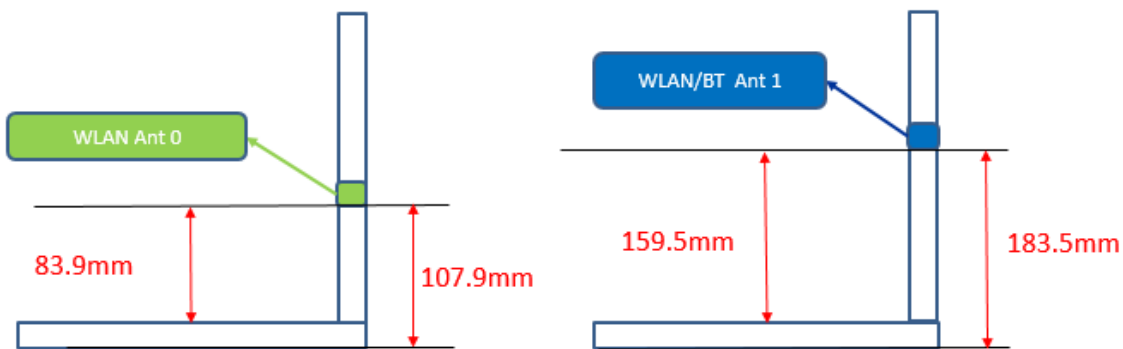
SAR Test Report

Laptop Mode



The separation distance for antenna to edge:

Antenna	To Top Side (mm)	To Baseline (mm)	To Left Side (mm)	To Right Side (mm)	Support Band
WLAN Ant 0	130.5	44.9	0	311	WLAN
WLAN/BT Ant 1	78.5	120.5	311	0	WLAN+BT




The separation distance for antenna to edge:

Antenna	To Keyboard (mm)	To Bottom (mm)
WLAN Ant 0	83.9	107.9
WLAN/BT Ant 1	159.5	183.5

<Photographs of SAR Setup>

Tablet Mode



SAR Test Report



Body - Left Side of Panel at 25 mm



Body - Right Side of Panel at 25 mm

Laptop Mode



Body - Bottom of EUT at 0 mm