

Appendix F. Setup Photographs

<Conducted Emission>

Mode 3

Remote View






Rear View




<Radiated Emission>


Y Plane for Ant. 1

LF



HF




SHF


Z Plane for Ant. 2

LF



HF




SHF

X Plane for MIMO Ant. 1+2


LF



HF



SHF



————THE END————