

FCC Test Report

FCC ID : QYLAP6255M
Equipment : Tablet
Brand Name : Getac
Model Name : MX50
Applicant : Getac Technology Corporation.
5F., Building A, No. 209, Sec.1, Nangang Rd.,
Nangang Dist., Taipei City 11568, Taiwan, R.O.C.
Standard : 47 CFR FCC Part 15.247

The product was received on Aug. 07, 2018, and testing was started from Aug. 28, 2018 and completed on Aug. 31, 2018. . We, SPORTON INTERNATIONAL INC. EMC & Wireless Communications Laboratory, would like to declare that the tested sample has been evaluated in accordance with the procedures given in ANSI C63.10-2013 and shown compliance with the applicable technical standards.

The report must not be used by the client to claim product certification, approval, or endorsement by TAF or any agency of government.

The test results in this report apply exclusively to the tested model / sample. Without written approval of SPORTON INTERNATIONAL INC. EMC & Wireless Communications Laboratory, the test report shall not be reproduced except in full.



Approved by: Allen Lin

SPORTON INTERNATIONAL INC. EMC & Wireless Communications Laboratory

No. 52, Huaya 1st Rd., Guishan Dist., Taoyuan City, Taiwan (R.O.C.)



Table of Contents

HISTORY OF THIS TEST REPORT3

SUMMARY OF TEST RESULT4

1 GENERAL DESCRIPTION5

1.1 Information.....5

1.2 Testing Applied Standards7

1.3 Testing Location Information7

1.4 Measurement Uncertainty7

2 TEST CONFIGURATION OF EUT8

2.1 Test Condition8

2.2 Test Channel Mode8

2.3 The Worst Case Measurement Configuration.....9

2.4 Accessories10

2.5 Test Setup Diagram11

3 TRANSMITTER TEST RESULT13

3.1 AC Power-line Conducted Emissions13

3.2 DTS Bandwidth14

3.3 Maximum Conducted Output Power15

3.4 Power Spectral Density17

3.5 Emissions in Non-restricted Frequency Bands18

3.6 Emissions in Restricted Frequency Bands.....19

4 TEST EQUIPMENT AND CALIBRATION DATA22

APPENDIX A. TEST RESULTS OF AC POWER-LINE CONDUCTED EMISSIONS

APPENDIX B. TEST RESULTS OF DTS BANDWIDTH

APPENDIX C. TEST RESULTS OF MAXIMUM CONDUCTED OUTPUT POWER

APPENDIX D. TEST RESULTS OF POWER SPECTRAL DENSITY

APPENDIX E. TEST RESULTS OF EMISSIONS IN NON-RESTRICTED FREQUENCY BANDS

APPENDIX F. TEST RESULTS OF EMISSIONS IN RESTRICTED FREQUENCY BANDS

APPENDIX G. TEST RESULTS OF RADIATED EMISSION CO-LOCATION

APPENDIX H. TEST PHOTOS

PHOTOGRAPHS OF EUT V01



History of this test report

| Report No. | Version | Description | Issued Date |
|---------------|---------|-------------------------|---------------|
| FR680937-09AC | 01 | Initial issue of report | Nov. 13, 2018 |
| | | | |
| | | | |
| | | | |
| | | | |
| | | | |
| | | | |
| | | | |
| | | | |
| | | | |
| | | | |
| | | | |
| | | | |
| | | | |
| | | | |
| | | | |
| | | | |
| | | | |
| | | | |
| | | | |
| | | | |
| | | | |



Summary of Test Result

| Report Clause | Ref. Std. Clause | Test Items | Result (PASS/FAIL) | Remark |
|---------------|------------------|---|--------------------|--------------------------------|
| 1.1.2 | 15.203 | Antenna Requirement | PASS | FCC 15.203 |
| 3.1 | 15.207 | AC Power-line Conducted Emissions | PASS | FCC 15.207 |
| 3.2 | 15.247(a) | DTS Bandwidth | PASS | ≥500kHz |
| 3.3 | 15.247(b) | Maximum Conducted Output Power | PASS | Power [dBm]: 30 |
| 3.4 | 15.247(e) | Power Spectral Density | PASS | PSD [dBm/3kHz]: 8 |
| 3.5 | 15.247(d) | Emissions in Non-restricted Frequency Bands | PASS | Non-Restricted Bands: > 20 dBc |
| 3.6 | 15.247(d) | Emissions in Restricted Frequency Bands | PASS | Restricted Bands: FCC 15.209 |

Reviewed by: Sam Tsai

Report Producer: Jenny Yang

1 General Description

1.1 Information

1.1.1 RF General Information

| Frequency Range (MHz) | IEEE Std. 802.11 | Ch. Frequency (MHz) | Channel Number |
|-----------------------|------------------|---------------------|----------------|
| 2400-2483.5 | b, g, n (HT20) | 2412-2462 | 1-11 [11] |

| Band | Mode | BWch (MHz) | Nant |
|---------------|--------------|------------|------|
| 2.4-2.4835GHz | 802.11b | 20 | 1TX |
| 2.4-2.4835GHz | 802.11g | 20 | 1TX |
| 2.4-2.4835GHz | 802.11n HT20 | 20 | 1TX |

Note:

- ◆ 11b mode uses a combination of DSSS-DBPSK, DQPSK, CCK modulation.
- ◆ 11g, HT20 use a combination of OFDM-BPSK, QPSK, 16QAM, 64QAM modulation.
- ◆ BWch is the nominal channel bandwidth.

1.1.2 Antenna Information

| Ant. | Brand | Model Name | Antenna Type | Connector |
|------|-------|------------|--------------|-----------|
| 1 | Getac | MX_50 | Chip antenna | I-PEX |
| 2 | - | - | PIFA antenna | I-PEX |

| Ant. | Port | Gain (dBi) | | | | | | |
|------|------|------------|---------|----------|----------|---------|------|-----|
| | | 2.4G | 5G | | | | BT | GPS |
| | | | U-NII-1 | U-NII-2A | U-NII-2C | U-NII-3 | | |
| 1 | 1 | 0.94 | -0.61 | 0.74 | 0.99 | 1 | 0.94 | - |
| 2 | 2 | - | - | - | - | - | - | N/A |

Note 1: The EUT has two antennas.

For 2.4GHz function:

For IEEE 802.11 b/g/n mode (1TX/1RX)

Only Ant. 1 can be used as transmitting/receiving antenna.

For BT function:

For IEEE 802.15.1 Bluetooth mode (1TX/1RX)

Only Ant. 1 can be used as transmitting/receiving antenna.

For 5GHz function:

For IEEE 802.11 a/n/ac mode (1TX/1RX)

Only Ant. 1 can be used as transmitting/receiving antenna.



1.1.3 EUT Information

| Operational Condition | | | | |
|-------------------------------------|---|---------------------|-------------------------------------|---------------------|
| EUT Power Type | From AC Adapter | | | |
| EUT Function | <input checked="" type="checkbox"/> | Point-to-multipoint | <input type="checkbox"/> | Point-to-point |
| Beamforming Function | <input type="checkbox"/> | With beamforming | <input checked="" type="checkbox"/> | Without beamforming |
| Type of EUT | | | | |
| <input checked="" type="checkbox"/> | Stand-alone | | | |
| <input type="checkbox"/> | Combined (EUT where the radio part is fully integrated within another device) | | | |
| | Combined Equipment - Brand Name / Model No.: ... | | | |
| <input type="checkbox"/> | Plug-in radio (EUT intended for a variety of host systems) | | | |
| | Host System - Brand Name / Model No.: ... | | | |
| <input type="checkbox"/> | Other: | | | |

1.1.4 Mode Test Duty Cycle

| Mode | DC | DCF(dB) | T(s) | VBW(Hz) ≥ 1/T |
|--------------|-------|---------|---------------|---------------|
| 802.11b | 0.997 | 0.013 | n/a (DC≥0.98) | n/a (DC≥0.98) |
| 802.11g | 0.967 | 0.146 | 1.398m | 1k |
| 802.11n HT20 | 0.962 | 0.168 | 1.309m | 1k |

1.2 Testing Applied Standards

According to the specifications of the manufacturer, the EUT must comply with the requirements of the following standards:

- ◆ 47 CFR FCC Part 15
- ◆ ANSI C63.10-2013
- ◆ KDB 558074 D01 v05

1.3 Testing Location Information

| Testing Location | | |
|--|--------|---|
| <input checked="" type="checkbox"/> | HWA YA | ADD : No. 52, Huaya 1st Rd., Guishan Dist., Taoyuan City, Taiwan (R.O.C.) TEL : 886-3-327-3456 FAX : 886-3-327-0973 |
| Test site Designation No. TW1190 with FCC. | | |
| <input type="checkbox"/> | JHUBEI | ADD : No.8, Ln. 724, Bo'ai St., Zhubei City, Hsinchu County, Taiwan (R.O.C.) TEL : 886-3-656-9065 FAX : 886-3-656-9085 |
| Test site Designation No. TW0006 with FCC. | | |

| Test Condition | Test Site No. | Test Engineer | Test Environment | Test Date |
|----------------|---------------|---------------|------------------|-------------|
| RF Conducted | TH06-HY | Tim | 26.3°C / 63% | 30/Aug/2018 |
| Radiated | 03CH09-HY | Andy | 22.5°C / 58% | 31/Aug/2018 |
| AC Conduction | CO04-HY | Jerry | 24.5°C / 55.5% | 31/Aug/2018 |

1.4 Measurement Uncertainty

ISO/IEC 17025 requires that an estimate of the measurement uncertainties associated with the emissions test results be included in the report. The measurement uncertainties given below are based on a 95% confidence level (based on a coverage factor (k=2))

| Test Items | Uncertainty | Remark |
|--------------------------------------|-------------|--------------------------|
| Conducted Emission (150kHz ~ 30MHz) | 3.6 dB | Confidence levels of 95% |
| Radiated Emission (9kHz ~ 30MHz) | 3.0 dB | Confidence levels of 95% |
| Radiated Emission (30MHz ~ 1,000MHz) | 4.3 dB | Confidence levels of 95% |
| Radiated Emission (1GHz ~ 18GHz) | 3.9 dB | Confidence levels of 95% |
| Radiated Emission (18GHz ~ 40GHz) | 3.5 dB | Confidence levels of 95% |
| Conducted Emission | 1.3 dB | Confidence levels of 95% |
| Temperature | 0.7 °C | Confidence levels of 95% |
| Humidity | 4 % | Confidence levels of 95% |



2 Test Configuration of EUT

2.1 Test Condition

| RF Conducted | Abbreviation | Remark |
|--------------|--------------|--------|
| TnomVnom | Tnom | 20°C |
| - | Vnom | 120V |

2.2 Test Channel Mode




| Test Software | RFTestTool |
|---------------|------------|
|---------------|------------|

| Mode | Power Setting |
|------------------------------|---------------|
| 802.11b_Nss1,(1Mbps)_1TX | - |
| 2412MHz | Default |
| 2437MHz | Default |
| 2462MHz | Default |
| 802.11g_Nss1,(6Mbps)_1TX | - |
| 2412MHz | Default |
| 2437MHz | Default |
| 2462MHz | Default |
| 802.11n HT20_Nss1,(MCS0)_1TX | - |
| 2412MHz | Default |
| 2437MHz | Default |
| 2462MHz | Default |

2.3 The Worst Case Measurement Configuration

| The Worst Case Mode for Following Conformance Tests | |
|---|--|
| Tests Item | AC power-line conducted emissions |
| Condition | AC power-line conducted measurement for line and neutral |
| Operating Mode | CTX |
| 1 | Adapter Mode |

| The Worst Case Mode for Following Conformance Tests | |
|---|--|
| Tests Item | DTS Bandwidth Maximum Conducted Output Power Power Spectral Density Emissions in Non-restricted Frequency Bands |
| Test Condition | Conducted measurement at transmit chains |

| The Worst Case Mode for Following Conformance Tests | | | |
|---|---|---|---|
| Tests Item | Emissions in Restricted Frequency Bands | | |
| Test Condition | Radiated measurement If EUT consist of multiple antenna assembly (multiple antenna are used in EUT regardless of spatial multiplexing MIMO configuration), the radiated test should be performed with highest antenna gain of each antenna type. | | |
| Operating Mode < 1GHz | CTX | | |
| 1 | Adapter Mode | | |
| Operating Mode > 1GHz | CTX | | |
| Orthogonal Planes of EUT | X Plane | Y Plane | Z Plane |
| |  |  |  |
| Worst Planes of EUT | | | V |

| The Worst Case Mode for Following Conformance Tests | |
|--|------------------------------------|
| Tests Item | Simultaneous Transmission Analysis |
| Test Condition | Radiated measurement |
| Operating Mode | Normal Link |
| 1 | Bluetooth+WLAN 2.4GHz |
| 2 | Bluetooth+WLAN 5GHz |
| Refer to Sporton Test Report No.: FA680937-09 for Co-location RF Exposure Evaluation and Appendix G for Radiated Emission Co-location. | |

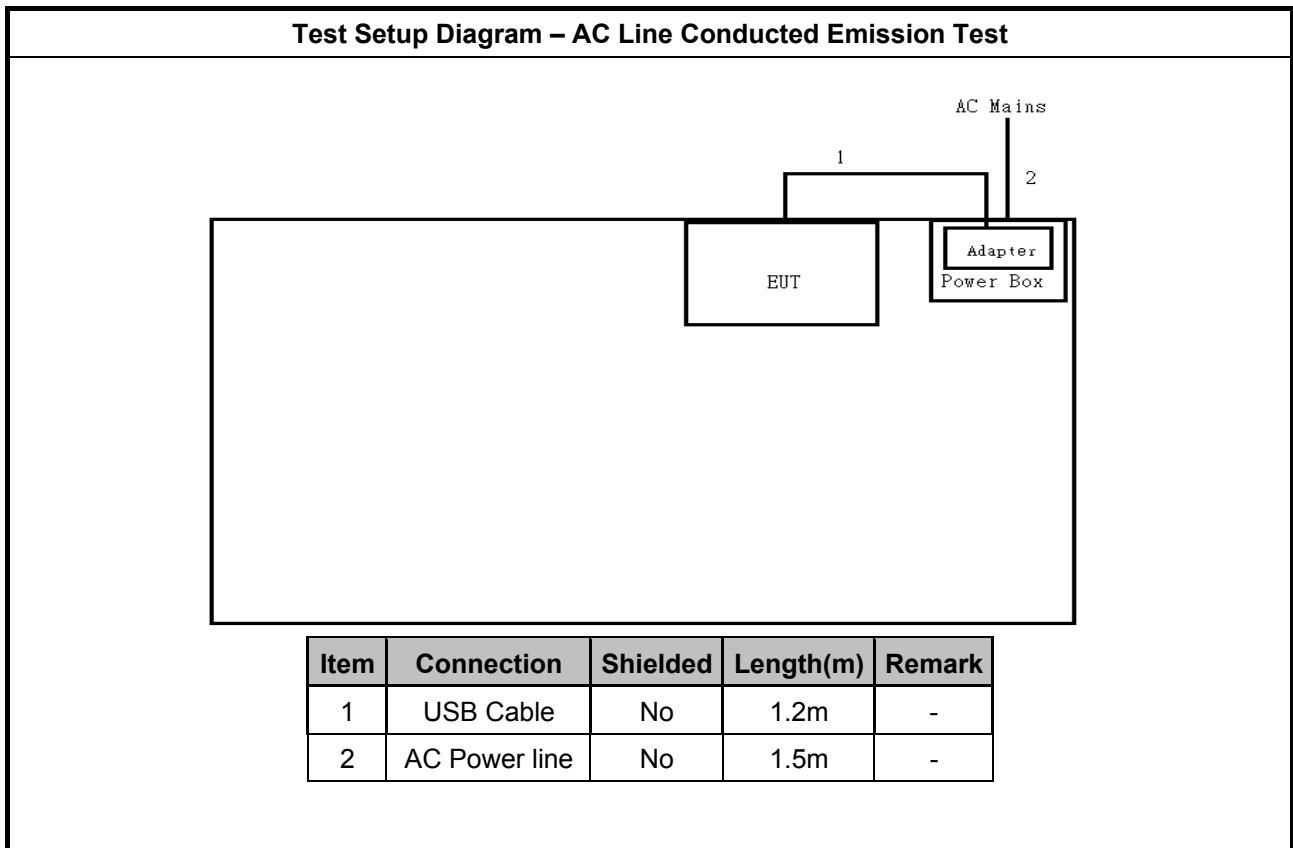


2.4 Accessories

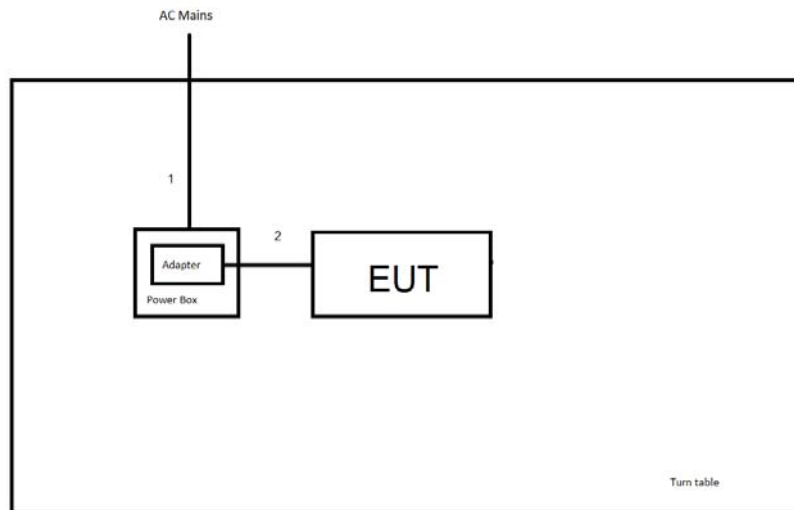
| Accessories | | | | |
|-------------|--------------|--------------------------------------|------------|-------------|
| AC Adapter | Brand Name | TPT | Model Name | NSS050200BU |
| | Power Rating | I/P: 100-240Vac, 0.3A, O/P: 5Vdc, 2A | | |
| Battery 1 | Brand Name | Getac | Model Name | BP1S1P4240L |
| | Power Rating | 3.8Vdc, 4240mAh | Type | Li-ion |
| WLAN Module | Brand Name | AMPAK | Model Name | AP6255 |
| GPS Module | Brand Name | Ublox | Model Name | MAX-M8Q |

Reminder: Regarding to more detail and other information, please refer to user manual.

2.5 Test Setup Diagram



Test Setup Diagram - Radiated Test



| Item | Connection | Shielded | Length(m) | Remark |
|------|---------------|----------|-----------|--------|
| 1 | AC Power line | No | 1.8m | - |
| 2 | DC Power line | No | 1.2m | - |

3 Transmitter Test Result

3.1 AC Power-line Conducted Emissions

3.1.1 AC Power-line Conducted Emissions Limit

| AC Power-line Conducted Emissions Limit | | |
|---|------------|-----------|
| Frequency Emission (MHz) | Quasi-Peak | Average |
| 0.15-0.5 | 66 - 56 * | 56 - 46 * |
| 0.5-5 | 56 | 46 |
| 5-30 | 60 | 50 |

Note 1: * Decreases with the logarithm of the frequency.

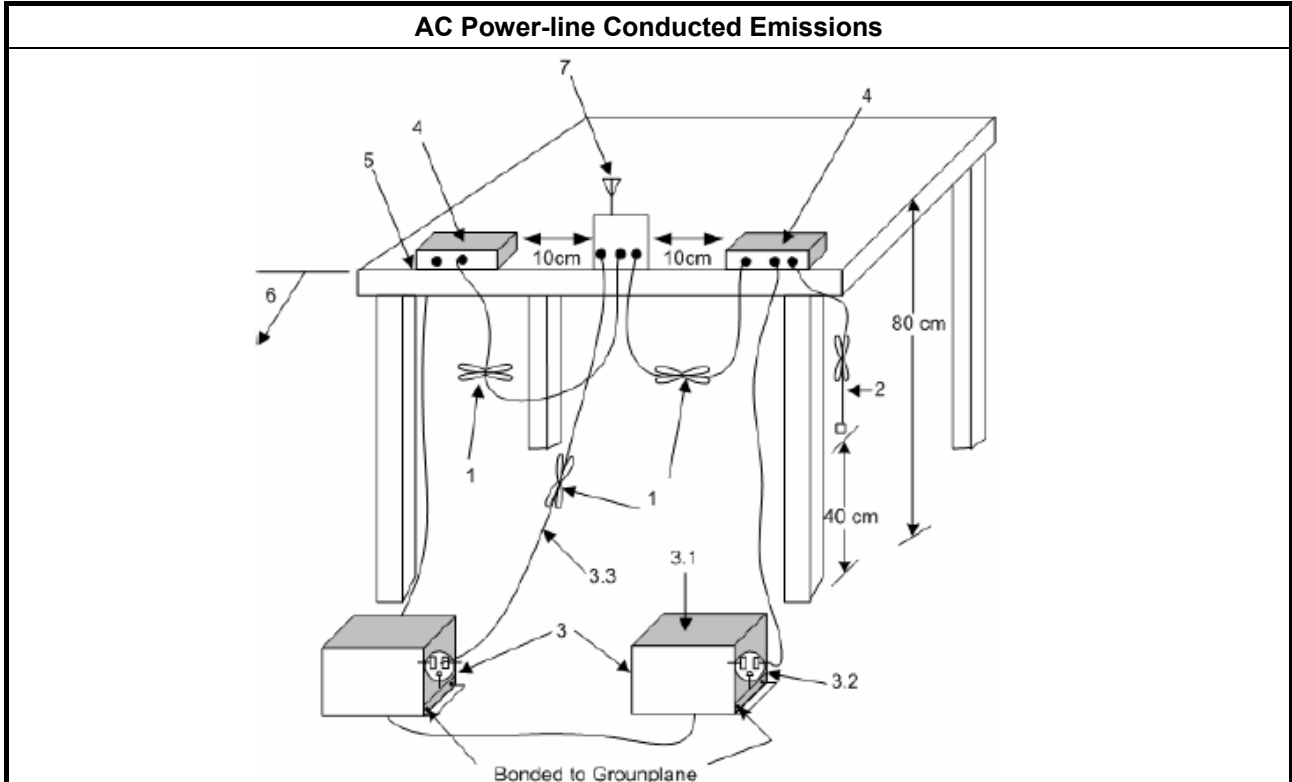
3.1.2 Measuring Instruments

Refer a test equipment and calibration data table in this test report.

3.1.3 Test Procedures

| Test Method |
|--|
| <input checked="" type="checkbox"/> Refer as ANSI C63.10-2013, clause 6.2 for AC power-line conducted emissions. |

3.1.4 Test Setup



3.1.5 Test Result of AC Power-line Conducted Emissions

Refer as Appendix A

3.2 DTS Bandwidth

3.2.1 6dB Bandwidth Limit

| 6dB Bandwidth Limit |
|---|
| Systems using digital modulation techniques: |
| <ul style="list-style-type: none"> ▪ 6 dB bandwidth \geq 500 kHz. |

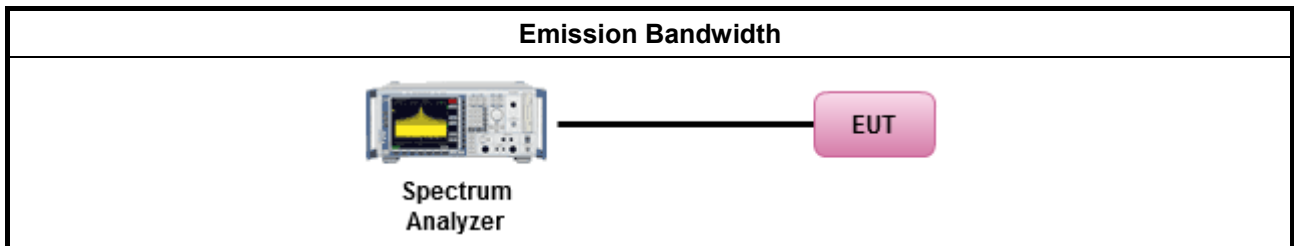
3.2.2 Measuring Instruments

Refer a test equipment and calibration data table in this test report.

3.2.3 Test Procedures

| Test Method |
|--|
| <ul style="list-style-type: none"> ▪ For the emission bandwidth shall be measured using one of the options below: |
| <input checked="" type="checkbox"/> Refer as KDB 558074. clause 8.2 (11.9.2.2 of ANSI C63.10) DTS bandwidth measurement. |
| <input type="checkbox"/> Refer as RSS-Gen, clause 6.7 for occupied bandwidth testing. |
| <input type="checkbox"/> Refer as ANSI C63.10, clause 6.9.3 for occupied bandwidth testing. |

3.2.4 Test Setup



3.2.5 Test Result of Emission Bandwidth

Refer as Appendix B

3.3 Maximum Conducted Output Power

3.3.1 Maximum Conducted Output Power Limit

| Maximum Conducted Output Power Limit | |
|--|--|
| | <ul style="list-style-type: none"> ▪ If $G_{TX} \leq 6$ dBi, then $P_{Out} \leq 30$ dBm (1 W) |
| | <ul style="list-style-type: none"> ▪ Point-to-multipoint systems (P2M): If $G_{TX} > 6$ dBi, then $P_{Out} = 30 - (G_{TX} - 6)$ dBm |
| | <ul style="list-style-type: none"> ▪ Point-to-point systems (P2P): If $G_{TX} > 6$ dBi, then $P_{Out} = 30 - (G_{TX} - 6)/3$ dBm |
| | <ul style="list-style-type: none"> ▪ Smart antenna system (SAS): |
| | <ul style="list-style-type: none"> - Single beam: If $G_{TX} > 6$ dBi, then $P_{Out} = 30 - (G_{TX} - 6)/3$ dBm |
| | <ul style="list-style-type: none"> - Overlap beam: If $G_{TX} > 6$ dBi, then $P_{Out} = 30 - (G_{TX} - 6)/3$ dBm |
| | <ul style="list-style-type: none"> - Aggregate power on all beams: If $G_{TX} > 6$ dBi, then $P_{Out} = 30 - (G_{TX} - 6)/3 + 8$ dBm |
| e.i.r.p. Power Limit: | |
| | <ul style="list-style-type: none"> ▪ 2400-2483.5 MHz Band |
| | <ul style="list-style-type: none"> ▪ Point-to-multipoint systems (P2M): $P_{eirp} \leq 36$ dBm (4 W) |
| | <ul style="list-style-type: none"> ▪ Point-to-point systems (P2P): $P_{eirp} \leq \text{MAX}(36, [P_{Out} + G_{TX}])$ dBm |
| | <ul style="list-style-type: none"> ▪ Smart antenna system (SAS) |
| | <ul style="list-style-type: none"> - Single beam: $P_{eirp} \leq \text{MAX}(36, P_{Out} + G_{TX})$ dBm |
| | <ul style="list-style-type: none"> - Overlap beam: $P_{eirp} \leq \text{MAX}(36, P_{Out} + G_{TX})$ dBm |
| | <ul style="list-style-type: none"> - Aggregate power on all beams: $P_{eirp} \leq \text{MAX}(36, [P_{Out} + G_{TX} + 8])$ dBm |
| <p>P_{Out} = maximum peak conducted output power or maximum conducted output power in dBm, G_{TX} = the maximum transmitting antenna directional gain in dBi.</p> | |

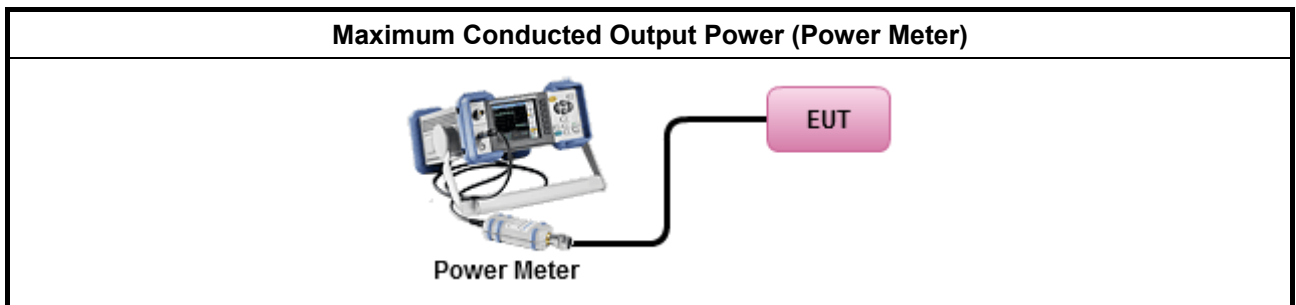
3.3.2 Measuring Instruments

Refer a test equipment and calibration data table in this test report.

3.3.3 Test Procedures

| Test Method | |
|--|---|
| <ul style="list-style-type: none"> ▪ Maximum Peak Conducted Output Power | |
| <input type="checkbox"/> | Refer as KDB 558074, clause 8.3.1.1 (11.9.1.1 of ANSI C63.10) RBW ≥ EBW method. |
| <input type="checkbox"/> | Refer as KDB 558074, clause 8.3.1.2 (11.9.1.2 of ANSI C63.10) integrated band power method. |
| <input type="checkbox"/> | Refer as KDB 558074, clause 8.3.1.3 (11.9.1.3 of ANSI C63.10) peak power meter. |
| <ul style="list-style-type: none"> ▪ Maximum Average Conducted Output Power | |
| <input type="checkbox"/> | Refer as KDB 558074, clause 8.3.2.2 (11.9.2.2 of ANSI C63.10) using a spectrum analyzer. |
| <input checked="" type="checkbox"/> | Refer as KDB 558074, clause 8.3.2.3 (11.9.2.3 of ANSI C63.10) using a power meter. |
| <ul style="list-style-type: none"> ▪ For conducted measurement. | |
| <ul style="list-style-type: none"> ▪ If the EUT supports multiple transmit chains using options given below: Refer as KDB 662911, In-band power measurements. Using the measure-and-sum approach, measured all transmit ports individually. Sum the power (in linear power units e.g., mW) of all ports for each individual sample and save them. | |
| <ul style="list-style-type: none"> ▪ If multiple transmit chains, EIRP calculation could be following as methods: $P_{total} = P_1 + P_2 + \dots + P_n$ (calculated in linear unit [mW] and transfer to log unit [dBm]) $EIRP_{total} = P_{total} + DG$ | |

3.3.4 Test Setup



3.3.5 Test Result of Maximum Conducted Output Power

Refer as Appendix C

3.4 Power Spectral Density

3.4.1 Power Spectral Density Limit

| Power Spectral Density Limit |
|---|
| <ul style="list-style-type: none"> Power Spectral Density (PSD) \leq 8 dBm/3kHz |

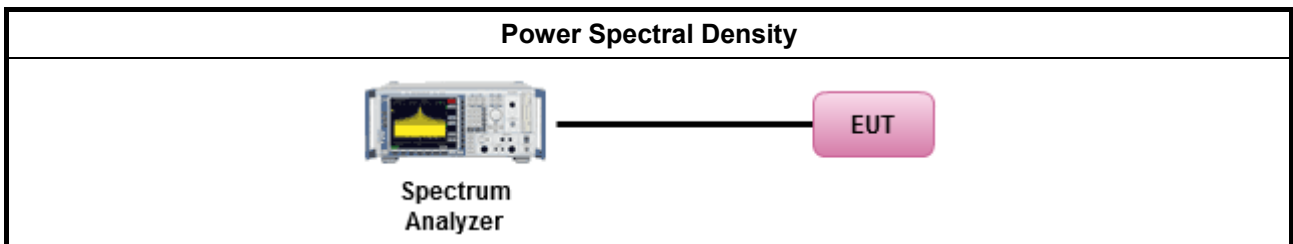
3.4.2 Measuring Instruments

Refer a test equipment and calibration data table in this test report.

3.4.3 Test Procedures

| Test Method | |
|-------------------------------------|---|
| | <ul style="list-style-type: none"> Peak power spectral density procedures that the same method as used to determine the conducted output power. If maximum peak conducted output power was measured to demonstrate compliance to the output power limit, then the peak PSD procedure below (Method PKPSD) shall be used. If maximum conducted output power was measured to demonstrate compliance to the output power limit, then one of the average PSD procedures shall be used, as applicable based on the following criteria (the peak PSD procedure is also an acceptable option). |
| <input checked="" type="checkbox"/> | Refer as KDB 558074, clause 8.4 (11.10 of ANSI C63.10) Method PKPSD. |
| | <ul style="list-style-type: none"> For conducted measurement. |
| | <ul style="list-style-type: none"> If The EUT supports multiple transmit chains using options given below: <ul style="list-style-type: none"> Measure and sum the spectra across the outputs. Refer as KDB 662911, In-band power spectral density (PSD). Sample all transmit ports simultaneously using a spectrum analyzer for each transmit port. Where the trace bin-by-bin of each transmit port summing can be performed. (i.e., in the first spectral bin of output 1 is summed with that in the first spectral bin of output 2 and that from the first spectral bin of output 3, and so on up to the NTX output to obtain the value for the first frequency bin of the summed spectrum.). Add up the amplitude (power) values for the different transmit chains and use this as the new data trace. |

3.4.4 Test Setup



3.4.5 Test Result of Power Spectral Density

Refer as Appendix D

3.5 Emissions in Non-restricted Frequency Bands

3.5.1 Emissions in Non-restricted Frequency Bands Limit

| Un-restricted Band Emissions Limit | |
|------------------------------------|------------|
| RF output power procedure | Limit (dB) |
| Peak output power procedure | 20 |
| Average output power procedure | 30 |

Note 1: If the peak output power procedure is used to measure the fundamental emission power to demonstrate compliance to requirements, then the peak conducted output power measured within any 100 kHz outside the authorized frequency band shall be attenuated by at least 20 dB relative to the maximum measured in-band peak PSD level.

Note 2: If the average output power procedure is used to measure the fundamental emission power to demonstrate compliance to requirements, then the power in any 100 kHz outside of the authorized frequency band shall be attenuated by at least 30 dB relative to the maximum measured in-band average PSD level.

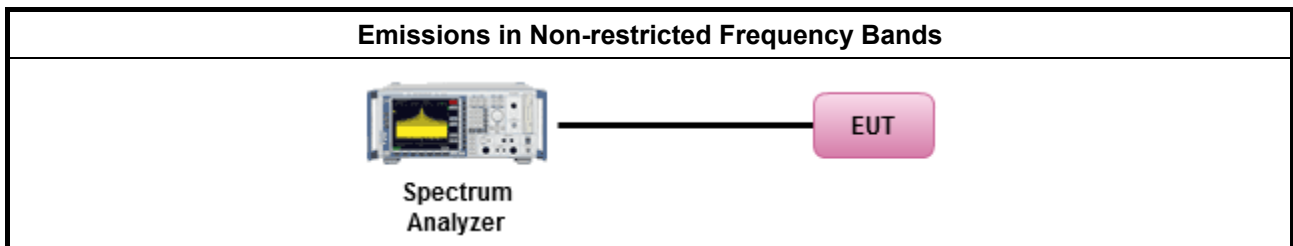
3.5.2 Measuring Instruments

Refer a test equipment and calibration data table in this test report.

3.5.3 Test Procedures

| Test Method |
|--|
| <ul style="list-style-type: none"> Refer as KDB 558074, clause 8.5 (11.11 of ANSI C63.10) for non-restricted frequency bands. |

3.5.4 Test Setup



3.5.5 Test Result of Emissions in Non-restricted Frequency Bands

Refer as Appendix E

3.6 Emissions in Restricted Frequency Bands

3.6.1 Emissions in Restricted Frequency Bands Limit

| Restricted Band Emissions Limit | | | |
|---------------------------------|-----------------------|-------------------------|----------------------|
| Frequency Range (MHz) | Field Strength (uV/m) | Field Strength (dBuV/m) | Measure Distance (m) |
| 0.009~0.490 | 2400/F(kHz) | 48.5 - 13.8 | 300 |
| 0.490~1.705 | 24000/F(kHz) | 33.8 - 23 | 30 |
| 1.705~30.0 | 30 | 29 | 30 |
| 30~88 | 100 | 40 | 3 |
| 88~216 | 150 | 43.5 | 3 |
| 216~960 | 200 | 46 | 3 |
| Above 960 | 500 | 54 | 3 |

Note 1: Test distance for frequencies at or above 30 MHz, measurements may be performed at a distance other than the limit distance provided they are not performed in the near field and the emissions to be measured can be detected by the measurement equipment. When performing measurements at a distance other than that specified, the results shall be extrapolated to the specified distance using an extrapolation factor of 20 dB/decade (inverse of linear distance for field-strength measurements, inverse of linear distance-squared for power-density measurements).

Note 2: Test distance for frequencies at below 30 MHz, measurements may be performed at a distance closer than the EUT limit distance; however, an attempt should be made to avoid making measurements in the near field. When performing measurements below 30 MHz at a closer distance than the limit distance, the results shall be extrapolated to the specified distance by either making measurements at a minimum of two or more distances on at least one radial to determine the proper extrapolation factor or by using the square of an inverse linear distance extrapolation factor (40 dB/decade). The test report shall specify the extrapolation method used to determine compliance of the EUT.

Note 3: Using the distance of 1m during the test for above 18 GHz, and the test value to correct for the distance factor at 3m.


3.6.2 Measuring Instruments

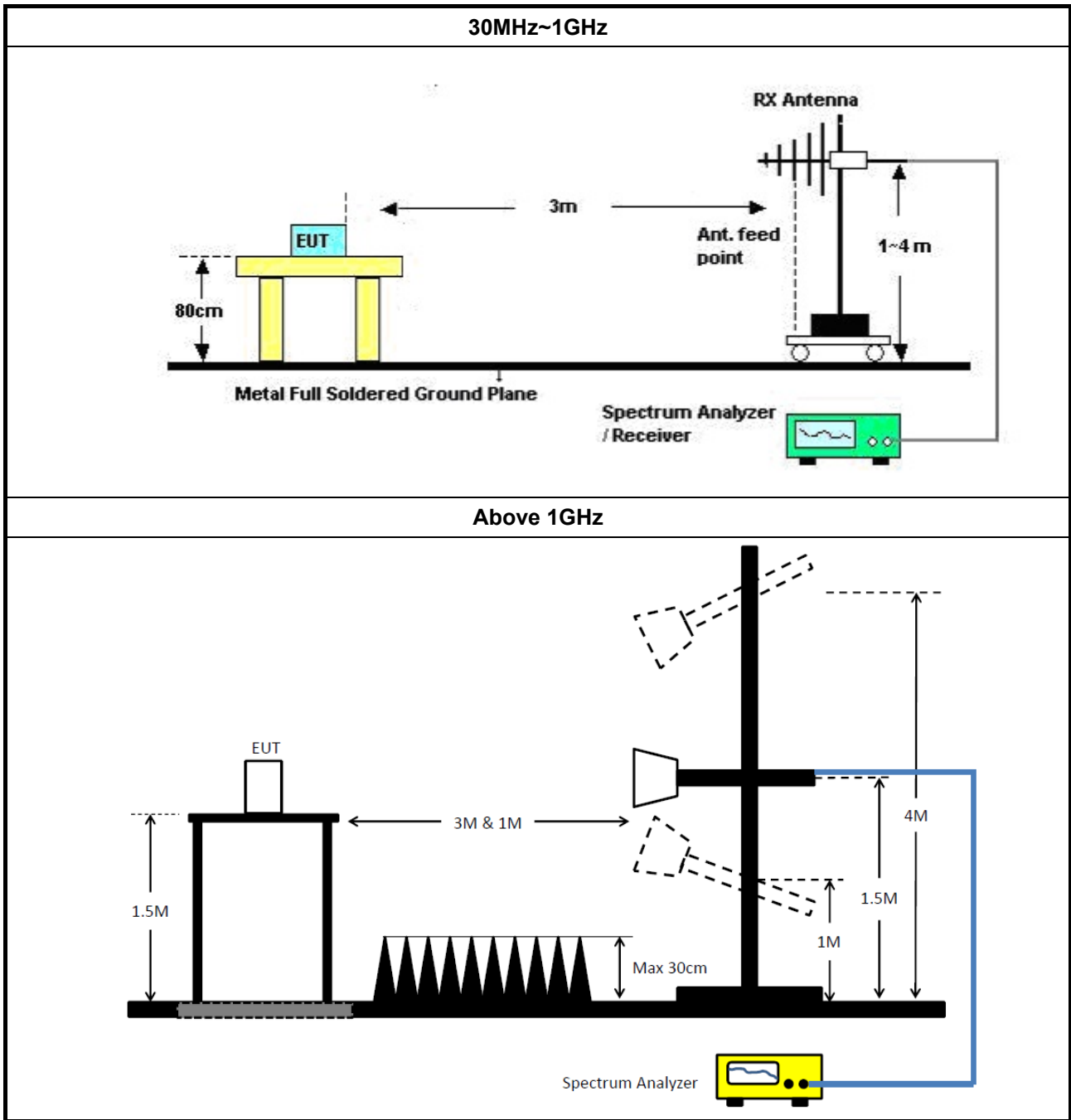
Refer a test equipment and calibration data table in this test report.

3.6.3 Test Procedures

| Test Method | |
|-------------|---|
| | <ul style="list-style-type: none"> The average emission levels shall be measured in [duty cycle \geq 98 or duty factor]. |
| | <ul style="list-style-type: none"> Refer as ANSI C63.10, clause 6.10.3 band-edge testing shall be performed at the lowest frequency channel and highest frequency channel within the allowed operating band. |
| | <ul style="list-style-type: none"> For the transmitter unwanted emissions shall be measured using following options below: <ul style="list-style-type: none"> Refer as KDB 558074, clause 8.6 (11.12 of ANSI C63.10) for restricted frequency bands. |
| | <ul style="list-style-type: none"> For the transmitter band-edge emissions shall be measured using following options below: <ul style="list-style-type: none"> Refer as KDB 558074 clause 8.7.1, When the performing peak or average radiated measurements, emissions within 2 MHz of the authorized band edge may be measured using the marker-delta method described below. Refer as KDB 558074, clause 8.7.2 (6.10.6 of ANSI C63.10) for marker-delta method for band-edge measurements. Refer as KDB 558074, clause 8.7.3 for narrower resolution bandwidth (100kHz) using the band power and summing the spectral levels (i.e., 1 MHz). |

3.6.4 Test Setup





3.6.5 Test Result of Emissions in Restricted Frequency Bands (Below 30MHz)

The amplitude of spurious emissions which are attenuated by more than 20dB below the permissible value has no need to be reported.

3.6.6 Test Result of Emissions in Restricted Frequency Bands

Refer as Appendix F



4 Test Equipment and Calibration Data

Instrument for AC Conduction

| Instrument | Manufacturer | Model No. | Serial No. | Spec. | Calibration Date | Calibration Due Date |
|-----------------------------------|--------------|-------------|----------------|---------------------|------------------|----------------------|
| EMC Receiver | R&S | ESR | 102051 | 9KHz ~ 3.6GHz | 03/May/2018 | 02/May/2019 |
| LISN | R&S | ENV216 | 101295 | 9kHz ~ 30MHz | 17/Nov/2017 | 16/Nov/2018 |
| RF Cable-CON | HUBER+SUHNER | RG213/U | 07611832020001 | 9kHz ~ 30MHz | 06/Oct/2017 | 05/Oct/2018 |
| AC POWER | APC | AFC-11005G | F310050055 | 47Hz~63Hz 5~300V | NCR | NCR |
| Impuls Begrenzer Pulse Limiter | SCHWARZBECK | VTSD 9561-F | 9561-F041 | 9 kHz ~ 30 MHz | 12/Oct/2017 | 11/Oct/2018 |

NCR : Non-Calibration Require

Instrument for Radiated Test

| Instrument | Manufacturer | Model No. | Serial No. | Spec. | Calibration Date | Calibration Due Date |
|----------------------------------|--------------|-----------------------|----------------------|----------------|------------------|----------------------|
| 3m Semi Anechoic Chamber | TDK | SAC-3M | 03CH09-HY | 30MHz ~ 1GHz | 23/Apr/2018 | 22/Apr/2019 |
| 3m Semi Anechoic Chamber | TDK | SAC-3M | 03CH09-HY | 1GHz ~ 18GHz | 14/Jun/2018 | 13/Jun/2019 |
| Microwave Preamplifier | Agilent | 8449B | 3008A02096 | 1GHz ~ 26.5GHz | 10/May/2018 | 09/May/2019 |
| Amplifier | EMC | EMC9135 | 980232 | 9KHz~1GHz | 27/Apr/2018 | 26/Apr/2019 |
| EXA Signal Analyzer | KEYSIGHT | N9010A | MY54200885 | 10Hz ~ 44GHz | 31/Jul/2018 | 30/Jul/2019 |
| Bilog Antenna & 5dB Attenuator | TESEQ & MTJ | CBL6111D & MTJ6102-05 | 35418 / 3 | 30MHz~1GHz | 09/Sep/2017 | 08/Sep/2018 |
| Double Ridged Guide Horn Antenna | SCHWARZBECK | BBHA 9120 D | BBHA9120 D 1534 | 1GHz~18GHz | 30/Apr/2018 | 29/Apr/2019 |
| Broadband Horn Antenna | SCHWARZBECK | BBHA 9170 | BBHA9170614 | 18GHz~40GHz | 09/Feb/2018 | 08/Feb/2019 |
| Preamplifier | MITEQ | TTA1840-35-HG | 1864481 | 18GHz ~ 40GHz | 24/Aug/2018 | 23/Aug/2019 |
| Loop Antenna | TESEQ | HLA 6120 | 31244 | 9k-30MHz | 29/Mar/2018 | 28/Mar/2019 |
| RF Cable-R03m | Jye Bao | RG142 | CB031 | 9kHz ~ 1GHz | 1/Feb/2018 | 31/Jan/2019 |
| RF Cable-high | HUBER+SUHNER | SUCOFLEX104 | SN 556626/4 + 556627 | 1GHz ~ 40GHz | 14/Mar/2018 | 13/Mar/2019 |

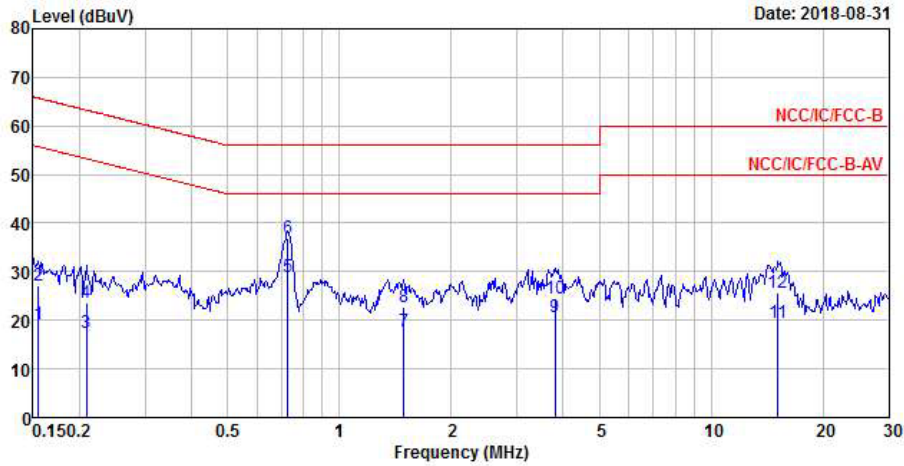


Instrument for Conducted Test

| Instrument | Manufacturer | Model No. | Serial No. | Spec. | Calibration Date | Calibration Due Date |
|--------------------|--------------|-----------|---------------|----------------|------------------|----------------------|
| Spectrum Analyzer | R&S | FSV 40 | 101013 | 9kHz~40GHz | 29/Dec/2017 | 28/Dec/2018 |
| Signal Generator | R&S | SMB100A | 175727 | 100kHz~40GHz | 26/Oct/2017 | 25/Oct/2018 |
| Pulse Power Sensor | Anritsu | MA2411B | 1027452 | 300MHz ~ 40GHz | 27/Feb/2018 | 26/Feb/2019 |
| Power Meter | Anritsu | ML2495A | 1124009 | 300MHz ~ 40GHz | 27/Feb/2018 | 26/Feb/2019 |
| CABLE 0.2m | HUBER | MY37960/4 | RF Cable - 17 | 1 to 18GHz | 17/Jan/2018 | 16/Jan/2019 |
| CABLE 0.2m | HUBER | MY37960/4 | RF Cable - 17 | 30 to 1000MHz | 17/Jan/2018 | 16/Jan/2019 |
| CABLE 0.5m | HUBER | MY37963/4 | RF Cable - 22 | 1 to 18GHz | 17/Jan/2018 | 16/Jan/2019 |

AC Power-line Conducted Emissions Result

| | | | |
|---------------------------|--------------|--------------------|---------|
| Operating Mode | 1 | Power Phase | Neutral |
| Operating Function | Adapter Mode | | |



| | Freq | Level | Over | Limit | Read | LISN | Cable | |
|--------------|-------------|--------------|---------------|--------------|--------------|-------------|-------------|----------------|
| | MHz | dBuV | Limit | Line | Level | Factor | Loss | Remark |
| | | | dB | dBuV | dBuV | dB | dB | |
| 1 | 0.15 | 19.32 | -36.42 | 55.74 | 9.65 | 9.63 | 0.04 | Average |
| 2 | 0.15 | 27.06 | -38.68 | 65.74 | 17.39 | 9.63 | 0.04 | QP |
| 3 | 0.21 | 17.40 | -35.87 | 53.27 | 7.77 | 9.62 | 0.01 | Average |
| 4 | 0.21 | 23.68 | -39.59 | 63.27 | 14.05 | 9.62 | 0.01 | QP |
| 5 MAX | 0.73 | 28.82 | -17.18 | 46.00 | 19.17 | 9.62 | 0.03 | Average |
| 6 | 0.73 | 36.76 | -19.24 | 56.00 | 27.11 | 9.62 | 0.03 | QP |
| 7 | 1.49 | 17.66 | -28.34 | 46.00 | 8.03 | 9.63 | 0.00 | Average |
| 8 | 1.49 | 22.83 | -33.17 | 56.00 | 13.20 | 9.63 | 0.00 | QP |
| 9 | 3.80 | 20.71 | -25.29 | 46.00 | 10.99 | 9.64 | 0.08 | Average |
| 10 | 3.80 | 24.56 | -31.44 | 56.00 | 14.84 | 9.64 | 0.08 | QP |
| 11 | 15.15 | 19.47 | -30.53 | 50.00 | 9.76 | 9.70 | 0.01 | Average |
| 12 | 15.15 | 25.63 | -34.37 | 60.00 | 15.92 | 9.70 | 0.01 | QP |

Note 1: ">20dB" means emission levels that exceed the level of 20 dB below the applicable limit.
 Note 2: "N/F" means Nothing Found emissions (No emissions were detected.)



| AC Power-line Conducted Emissions Result | | | | | | | | | | | | | | | | | | | | | | | | | | | | | | | | | | | | | | | | | | | | | | | | | | | | | | | | | | | | | | | | | | | | | | | | | | | | | | | | | | | | | | | | | | | | | | | | | | | | | | | | | | | | | | | | | | | | | | | | | | | | | | | | | |
|---|--------------|-------------|------------|------------|------------|-------------|------------|------------|------------|-------------|------------|--------|--|-----|------|----|------|------|----|----|--|---|------|-------|--------|-------|------|------|------|---------|---|------|-------|--------|-------|-------|------|------|----|---|------|-------|--------|-------|------|------|------|---------|---|------|-------|--------|-------|-------|------|------|----|-------|------|-------|--------|-------|-------|------|------|---------|---|------|-------|--------|-------|-------|------|------|----|---|------|-------|--------|-------|------|------|------|---------|---|------|-------|--------|-------|------|------|------|----|---|------|-------|--------|-------|------|------|------|---------|----|------|-------|--------|-------|-------|------|------|----|----|-------|-------|--------|-------|------|------|------|---------|----|-------|-------|--------|-------|-------|------|------|----|
| Operating Mode | 1 | Power Phase | Line | | | | | | | | | | | | | | | | | | | | | | | | | | | | | | | | | | | | | | | | | | | | | | | | | | | | | | | | | | | | | | | | | | | | | | | | | | | | | | | | | | | | | | | | | | | | | | | | | | | | | | | | | | | | | | | | | | | | | | | | | | | | | | |
| Operating Function | Adapter Mode | | | | | | | | | | | | | | | | | | | | | | | | | | | | | | | | | | | | | | | | | | | | | | | | | | | | | | | | | | | | | | | | | | | | | | | | | | | | | | | | | | | | | | | | | | | | | | | | | | | | | | | | | | | | | | | | | | | | | | | | | | | | | | | | |
| Date: 2018-08-31 | | | | | | | | | | | | | | | | | | | | | | | | | | | | | | | | | | | | | | | | | | | | | | | | | | | | | | | | | | | | | | | | | | | | | | | | | | | | | | | | | | | | | | | | | | | | | | | | | | | | | | | | | | | | | | | | | | | | | | | | | | | | | | | | | |
| | | | | | | | | | | | | | | | | | | | | | | | | | | | | | | | | | | | | | | | | | | | | | | | | | | | | | | | | | | | | | | | | | | | | | | | | | | | | | | | | | | | | | | | | | | | | | | | | | | | | | | | | | | | | | | | | | | | | | | | | | | | | | | | | | |
| <table border="1" style="width: 100%; border-collapse: collapse;"> <thead> <tr> <th></th> <th>Freq</th> <th>Level</th> <th>Over Limit</th> <th>Limit Line</th> <th>Read Level</th> <th>LISN Factor</th> <th>Cable Loss</th> <th>Remark</th> </tr> <tr> <th></th> <th>MHz</th> <th>dBuV</th> <th>dB</th> <th>dBuV</th> <th>dBuV</th> <th>dB</th> <th>dB</th> <th></th> </tr> </thead> <tbody> <tr><td>1</td><td>0.15</td><td>18.29</td><td>-37.45</td><td>55.74</td><td>8.63</td><td>9.62</td><td>0.04</td><td>Average</td></tr> <tr><td>2</td><td>0.15</td><td>26.99</td><td>-38.75</td><td>65.74</td><td>17.33</td><td>9.62</td><td>0.04</td><td>QP</td></tr> <tr><td>3</td><td>0.22</td><td>16.16</td><td>-36.54</td><td>52.70</td><td>6.52</td><td>9.62</td><td>0.02</td><td>Average</td></tr> <tr><td>4</td><td>0.22</td><td>22.67</td><td>-40.03</td><td>62.70</td><td>13.03</td><td>9.62</td><td>0.02</td><td>QP</td></tr> <tr><td>5 MAX</td><td>0.72</td><td>20.90</td><td>-25.10</td><td>46.00</td><td>11.25</td><td>9.61</td><td>0.04</td><td>Average</td></tr> <tr><td>6</td><td>0.72</td><td>28.39</td><td>-27.61</td><td>56.00</td><td>18.74</td><td>9.61</td><td>0.04</td><td>QP</td></tr> <tr><td>7</td><td>1.76</td><td>13.70</td><td>-32.30</td><td>46.00</td><td>4.08</td><td>9.62</td><td>0.00</td><td>Average</td></tr> <tr><td>8</td><td>1.76</td><td>15.23</td><td>-40.77</td><td>56.00</td><td>5.61</td><td>9.62</td><td>0.00</td><td>QP</td></tr> <tr><td>9</td><td>3.64</td><td>19.04</td><td>-26.96</td><td>46.00</td><td>9.34</td><td>9.63</td><td>0.07</td><td>Average</td></tr> <tr><td>10</td><td>3.64</td><td>22.33</td><td>-33.67</td><td>56.00</td><td>12.63</td><td>9.63</td><td>0.07</td><td>QP</td></tr> <tr><td>11</td><td>15.39</td><td>18.24</td><td>-31.76</td><td>50.00</td><td>8.58</td><td>9.64</td><td>0.02</td><td>Average</td></tr> <tr><td>12</td><td>15.39</td><td>25.44</td><td>-34.56</td><td>60.00</td><td>15.78</td><td>9.64</td><td>0.02</td><td>QP</td></tr> </tbody> </table> | | | | | Freq | Level | Over Limit | Limit Line | Read Level | LISN Factor | Cable Loss | Remark | | MHz | dBuV | dB | dBuV | dBuV | dB | dB | | 1 | 0.15 | 18.29 | -37.45 | 55.74 | 8.63 | 9.62 | 0.04 | Average | 2 | 0.15 | 26.99 | -38.75 | 65.74 | 17.33 | 9.62 | 0.04 | QP | 3 | 0.22 | 16.16 | -36.54 | 52.70 | 6.52 | 9.62 | 0.02 | Average | 4 | 0.22 | 22.67 | -40.03 | 62.70 | 13.03 | 9.62 | 0.02 | QP | 5 MAX | 0.72 | 20.90 | -25.10 | 46.00 | 11.25 | 9.61 | 0.04 | Average | 6 | 0.72 | 28.39 | -27.61 | 56.00 | 18.74 | 9.61 | 0.04 | QP | 7 | 1.76 | 13.70 | -32.30 | 46.00 | 4.08 | 9.62 | 0.00 | Average | 8 | 1.76 | 15.23 | -40.77 | 56.00 | 5.61 | 9.62 | 0.00 | QP | 9 | 3.64 | 19.04 | -26.96 | 46.00 | 9.34 | 9.63 | 0.07 | Average | 10 | 3.64 | 22.33 | -33.67 | 56.00 | 12.63 | 9.63 | 0.07 | QP | 11 | 15.39 | 18.24 | -31.76 | 50.00 | 8.58 | 9.64 | 0.02 | Average | 12 | 15.39 | 25.44 | -34.56 | 60.00 | 15.78 | 9.64 | 0.02 | QP |
| | Freq | Level | Over Limit | Limit Line | Read Level | LISN Factor | Cable Loss | Remark | | | | | | | | | | | | | | | | | | | | | | | | | | | | | | | | | | | | | | | | | | | | | | | | | | | | | | | | | | | | | | | | | | | | | | | | | | | | | | | | | | | | | | | | | | | | | | | | | | | | | | | | | | | | | | | | | | | | | | | | | |
| | MHz | dBuV | dB | dBuV | dBuV | dB | dB | | | | | | | | | | | | | | | | | | | | | | | | | | | | | | | | | | | | | | | | | | | | | | | | | | | | | | | | | | | | | | | | | | | | | | | | | | | | | | | | | | | | | | | | | | | | | | | | | | | | | | | | | | | | | | | | | | | | | | | | | | |
| 1 | 0.15 | 18.29 | -37.45 | 55.74 | 8.63 | 9.62 | 0.04 | Average | | | | | | | | | | | | | | | | | | | | | | | | | | | | | | | | | | | | | | | | | | | | | | | | | | | | | | | | | | | | | | | | | | | | | | | | | | | | | | | | | | | | | | | | | | | | | | | | | | | | | | | | | | | | | | | | | | | | | | | | | |
| 2 | 0.15 | 26.99 | -38.75 | 65.74 | 17.33 | 9.62 | 0.04 | QP | | | | | | | | | | | | | | | | | | | | | | | | | | | | | | | | | | | | | | | | | | | | | | | | | | | | | | | | | | | | | | | | | | | | | | | | | | | | | | | | | | | | | | | | | | | | | | | | | | | | | | | | | | | | | | | | | | | | | | | | | |
| 3 | 0.22 | 16.16 | -36.54 | 52.70 | 6.52 | 9.62 | 0.02 | Average | | | | | | | | | | | | | | | | | | | | | | | | | | | | | | | | | | | | | | | | | | | | | | | | | | | | | | | | | | | | | | | | | | | | | | | | | | | | | | | | | | | | | | | | | | | | | | | | | | | | | | | | | | | | | | | | | | | | | | | | | |
| 4 | 0.22 | 22.67 | -40.03 | 62.70 | 13.03 | 9.62 | 0.02 | QP | | | | | | | | | | | | | | | | | | | | | | | | | | | | | | | | | | | | | | | | | | | | | | | | | | | | | | | | | | | | | | | | | | | | | | | | | | | | | | | | | | | | | | | | | | | | | | | | | | | | | | | | | | | | | | | | | | | | | | | | | |
| 5 MAX | 0.72 | 20.90 | -25.10 | 46.00 | 11.25 | 9.61 | 0.04 | Average | | | | | | | | | | | | | | | | | | | | | | | | | | | | | | | | | | | | | | | | | | | | | | | | | | | | | | | | | | | | | | | | | | | | | | | | | | | | | | | | | | | | | | | | | | | | | | | | | | | | | | | | | | | | | | | | | | | | | | | | | |
| 6 | 0.72 | 28.39 | -27.61 | 56.00 | 18.74 | 9.61 | 0.04 | QP | | | | | | | | | | | | | | | | | | | | | | | | | | | | | | | | | | | | | | | | | | | | | | | | | | | | | | | | | | | | | | | | | | | | | | | | | | | | | | | | | | | | | | | | | | | | | | | | | | | | | | | | | | | | | | | | | | | | | | | | | |
| 7 | 1.76 | 13.70 | -32.30 | 46.00 | 4.08 | 9.62 | 0.00 | Average | | | | | | | | | | | | | | | | | | | | | | | | | | | | | | | | | | | | | | | | | | | | | | | | | | | | | | | | | | | | | | | | | | | | | | | | | | | | | | | | | | | | | | | | | | | | | | | | | | | | | | | | | | | | | | | | | | | | | | | | | |
| 8 | 1.76 | 15.23 | -40.77 | 56.00 | 5.61 | 9.62 | 0.00 | QP | | | | | | | | | | | | | | | | | | | | | | | | | | | | | | | | | | | | | | | | | | | | | | | | | | | | | | | | | | | | | | | | | | | | | | | | | | | | | | | | | | | | | | | | | | | | | | | | | | | | | | | | | | | | | | | | | | | | | | | | | |
| 9 | 3.64 | 19.04 | -26.96 | 46.00 | 9.34 | 9.63 | 0.07 | Average | | | | | | | | | | | | | | | | | | | | | | | | | | | | | | | | | | | | | | | | | | | | | | | | | | | | | | | | | | | | | | | | | | | | | | | | | | | | | | | | | | | | | | | | | | | | | | | | | | | | | | | | | | | | | | | | | | | | | | | | | |
| 10 | 3.64 | 22.33 | -33.67 | 56.00 | 12.63 | 9.63 | 0.07 | QP | | | | | | | | | | | | | | | | | | | | | | | | | | | | | | | | | | | | | | | | | | | | | | | | | | | | | | | | | | | | | | | | | | | | | | | | | | | | | | | | | | | | | | | | | | | | | | | | | | | | | | | | | | | | | | | | | | | | | | | | | |
| 11 | 15.39 | 18.24 | -31.76 | 50.00 | 8.58 | 9.64 | 0.02 | Average | | | | | | | | | | | | | | | | | | | | | | | | | | | | | | | | | | | | | | | | | | | | | | | | | | | | | | | | | | | | | | | | | | | | | | | | | | | | | | | | | | | | | | | | | | | | | | | | | | | | | | | | | | | | | | | | | | | | | | | | | |
| 12 | 15.39 | 25.44 | -34.56 | 60.00 | 15.78 | 9.64 | 0.02 | QP | | | | | | | | | | | | | | | | | | | | | | | | | | | | | | | | | | | | | | | | | | | | | | | | | | | | | | | | | | | | | | | | | | | | | | | | | | | | | | | | | | | | | | | | | | | | | | | | | | | | | | | | | | | | | | | | | | | | | | | | | |
| <p>Note 1: ">20dB" means emission levels that exceed the level of 20 dB below the applicable limit. Note 2: "N/F" means Nothing Found emissions (No emissions were detected.)</p> | | | | | | | | | | | | | | | | | | | | | | | | | | | | | | | | | | | | | | | | | | | | | | | | | | | | | | | | | | | | | | | | | | | | | | | | | | | | | | | | | | | | | | | | | | | | | | | | | | | | | | | | | | | | | | | | | | | | | | | | | | | | | | | | | |

Summary

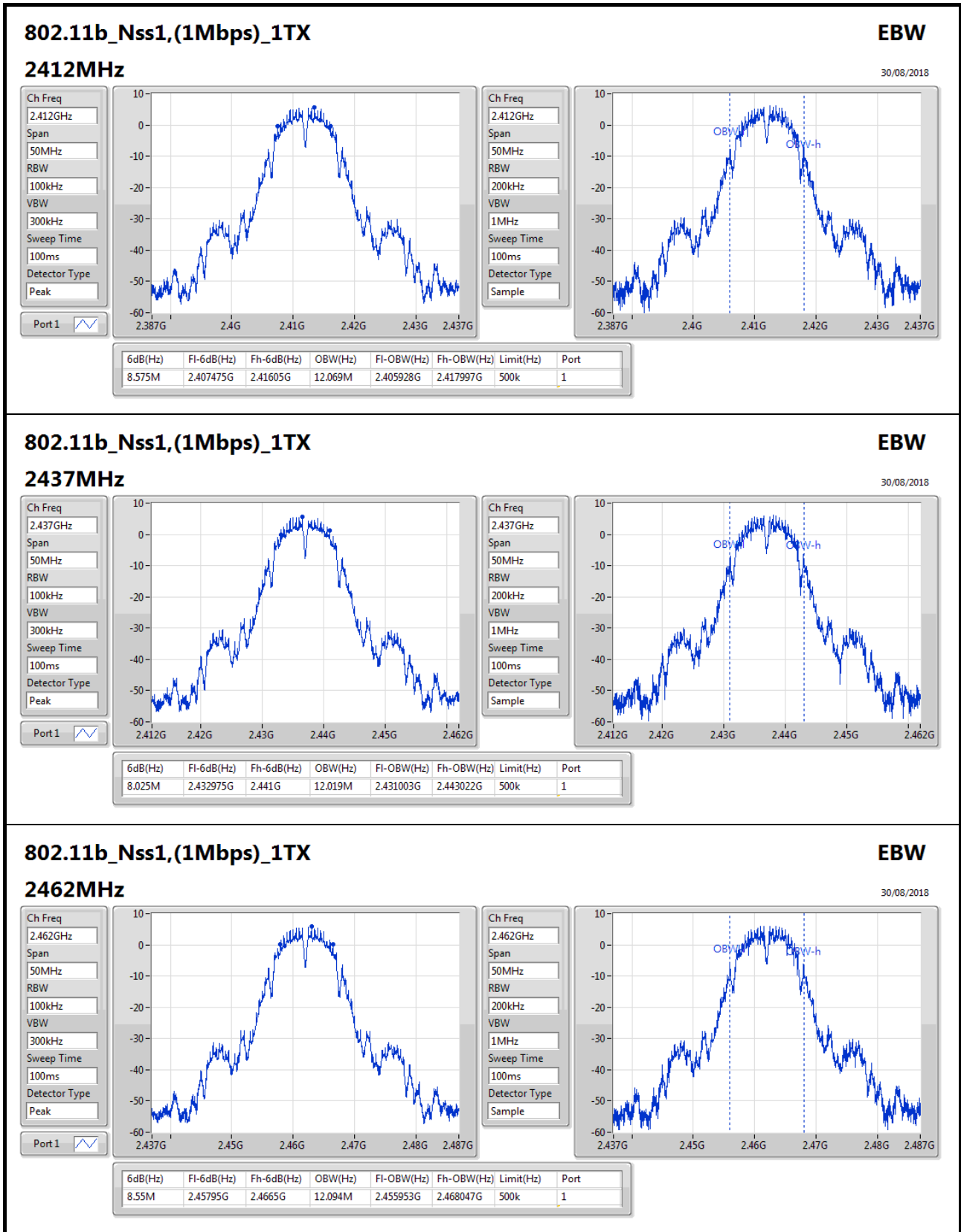
| Mode | Max-N dB (Hz) | Max-OBW (Hz) | ITU-Code | Min-N dB (Hz) | Min-OBW (Hz) |
|------------------------------|------------------|-----------------|----------|------------------|-----------------|
| 2.4-2.4835GHz | - | - | - | - | - |
| 802.11b_Nss1,(1Mbps)_1TX | 8.575M | 12.094M | 12M1G1D | 8.025M | 12.019M |
| 802.11g_Nss1,(6Mbps)_1TX | 16.3M | 16.492M | 16M5D1D | 15.65M | 16.417M |
| 802.11n HT20_Nss1,(MCS0)_1TX | 17.15M | 17.641M | 17M6D1D | 16.025M | 17.591M |

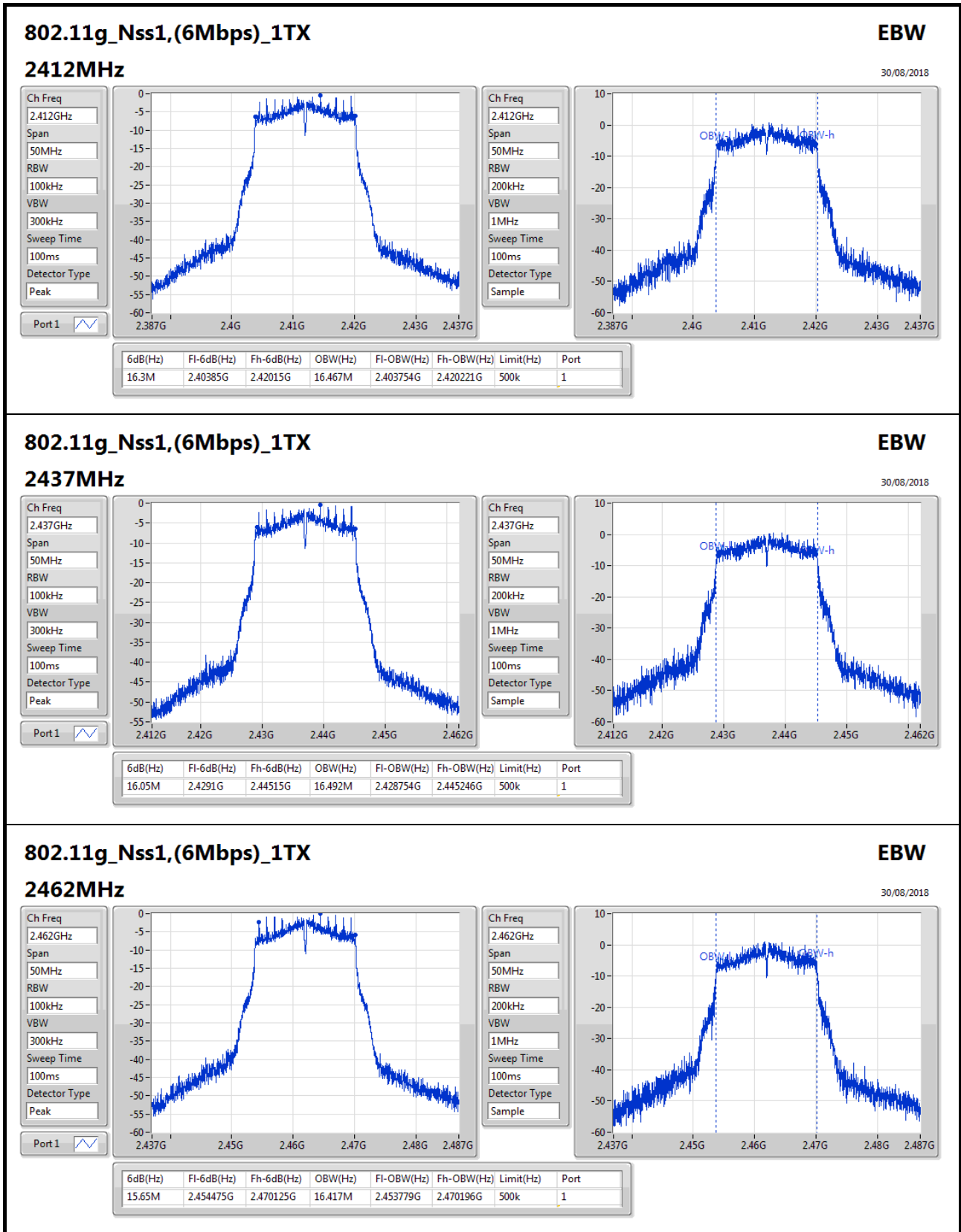
Max-N dB = Maximum 6dB down bandwidth; **Max-OBW** = Maximum 99% occupied bandwidth;
Min-N dB = Minimum 6dB down bandwidth; **Min-OBW** = Minimum 99% occupied bandwidth;

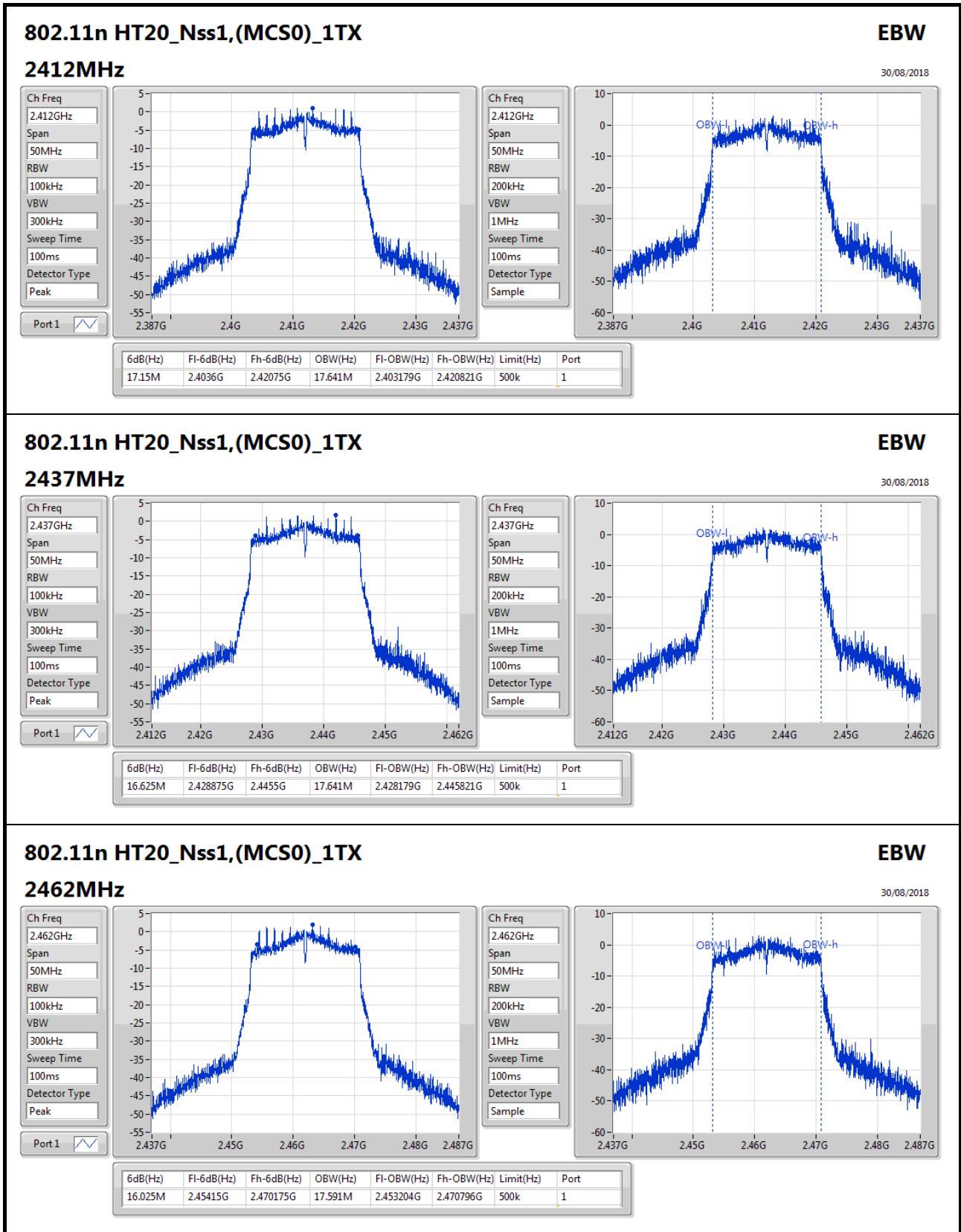
Result

| Mode | Result | Limit (Hz) | Port 1-N dB (Hz) | Port 1-OBW (Hz) |
|------------------------------|--------|---------------|---------------------|--------------------|
| 802.11b_Nss1,(1Mbps)_1TX | - | - | - | - |
| 2412MHz_TnomVnom | Pass | 500k | 8.575M | 12.069M |
| 2437MHz_TnomVnom | Pass | 500k | 8.025M | 12.019M |
| 2462MHz_TnomVnom | Pass | 500k | 8.55M | 12.094M |
| 802.11g_Nss1,(6Mbps)_1TX | - | - | - | - |
| 2412MHz_TnomVnom | Pass | 500k | 16.3M | 16.467M |
| 2437MHz_TnomVnom | Pass | 500k | 16.05M | 16.492M |
| 2462MHz_TnomVnom | Pass | 500k | 15.65M | 16.417M |
| 802.11n HT20_Nss1,(MCS0)_1TX | - | - | - | - |
| 2412MHz_TnomVnom | Pass | 500k | 17.15M | 17.641M |
| 2437MHz_TnomVnom | Pass | 500k | 16.625M | 17.641M |
| 2462MHz_TnomVnom | Pass | 500k | 16.025M | 17.591M |

Port X-N dB = Port X 6dB down bandwidth; **Port X-OBW** = Port X 99% occupied bandwidth;









Summary

| Mode | Total Power (dBm) | Total Power (W) |
|------------------------------|-------------------|-----------------|
| 2.4-2.4835GHz | - | - |
| 802.11b_Nss1,(1Mbps)_1TX | 18.30 | 0.06761 |
| 802.11g_Nss1,(6Mbps)_1TX | 22.30 | 0.16982 |
| 802.11n HT20_Nss1,(MCS0)_1TX | 23.14 | 0.20606 |

Result

| Mode | Result | DG (dBi) | Port 1 (dBm) | Total Power (dBm) | Power Limit (dBm) |
|------------------------------|--------|----------|--------------|-------------------|-------------------|
| 802.11b_Nss1,(1Mbps)_1TX | - | - | - | - | - |
| 2412MHz_TnomVnom | Pass | 0.94 | 17.91 | 17.91 | 30.00 |
| 2437MHz_TnomVnom | Pass | 0.94 | 18.10 | 18.10 | 30.00 |
| 2462MHz_TnomVnom | Pass | 0.94 | 18.30 | 18.30 | 30.00 |
| 802.11g_Nss1,(6Mbps)_1TX | - | - | - | - | - |
| 2412MHz_TnomVnom | Pass | 0.94 | 21.60 | 21.60 | 30.00 |
| 2437MHz_TnomVnom | Pass | 0.94 | 21.95 | 21.95 | 30.00 |
| 2462MHz_TnomVnom | Pass | 0.94 | 22.30 | 22.30 | 30.00 |
| 802.11n HT20_Nss1,(MCS0)_1TX | - | - | - | - | - |
| 2412MHz_TnomVnom | Pass | 0.94 | 22.42 | 22.42 | 30.00 |
| 2437MHz_TnomVnom | Pass | 0.94 | 22.61 | 22.61 | 30.00 |
| 2462MHz_TnomVnom | Pass | 0.94 | 23.14 | 23.14 | 30.00 |

DG = Directional Gain; **Port X** = Port X output power



Summary

| Mode | Total Power (dBm) | Total Power (W) |
|------------------------------|-------------------|-----------------|
| 2.4-2.4835GHz | - | - |
| 802.11b_Nss1,(1Mbps)_1TX | 15.39 | 0.03459 |
| 802.11g_Nss1,(6Mbps)_1TX | 11.85 | 0.01531 |
| 802.11n HT20_Nss1,(MCS0)_1TX | 13.94 | 0.02477 |

Result

| Mode | Result | DG (dBi) | Port 1 (dBm) | Total Power (dBm) | Power Limit (dBm) |
|------------------------------|--------|----------|--------------|-------------------|-------------------|
| 802.11b_Nss1,(1Mbps)_1TX | - | - | - | - | - |
| 2412MHz_TnomVnom | Pass | 0.94 | 14.85 | 14.85 | 30.00 |
| 2437MHz_TnomVnom | Pass | 0.94 | 15.06 | 15.06 | 30.00 |
| 2462MHz_TnomVnom | Pass | 0.94 | 15.39 | 15.39 | 30.00 |
| 802.11g_Nss1,(6Mbps)_1TX | - | - | - | - | - |
| 2412MHz_TnomVnom | Pass | 0.94 | 11.38 | 11.38 | 30.00 |
| 2437MHz_TnomVnom | Pass | 0.94 | 11.49 | 11.49 | 30.00 |
| 2462MHz_TnomVnom | Pass | 0.94 | 11.85 | 11.85 | 30.00 |
| 802.11n HT20_Nss1,(MCS0)_1TX | - | - | - | - | - |
| 2412MHz_TnomVnom | Pass | 0.94 | 13.17 | 13.17 | 30.00 |
| 2437MHz_TnomVnom | Pass | 0.94 | 13.46 | 13.46 | 30.00 |
| 2462MHz_TnomVnom | Pass | 0.94 | 13.94 | 13.94 | 30.00 |

DG = Directional Gain; Port X = Port X output power

Note : Conducted average output power is for reference only



Summary

| Mode | PD (dBm/RBW) |
|------------------------------|-----------------|
| 2.4-2.4835GHz | - |
| 802.11b_Nss1,(1Mbps)_1TX | -7.71 |
| 802.11g_Nss1,(6Mbps)_1TX | -11.93 |
| 802.11n HT20_Nss1,(MCS0)_1TX | -11.54 |

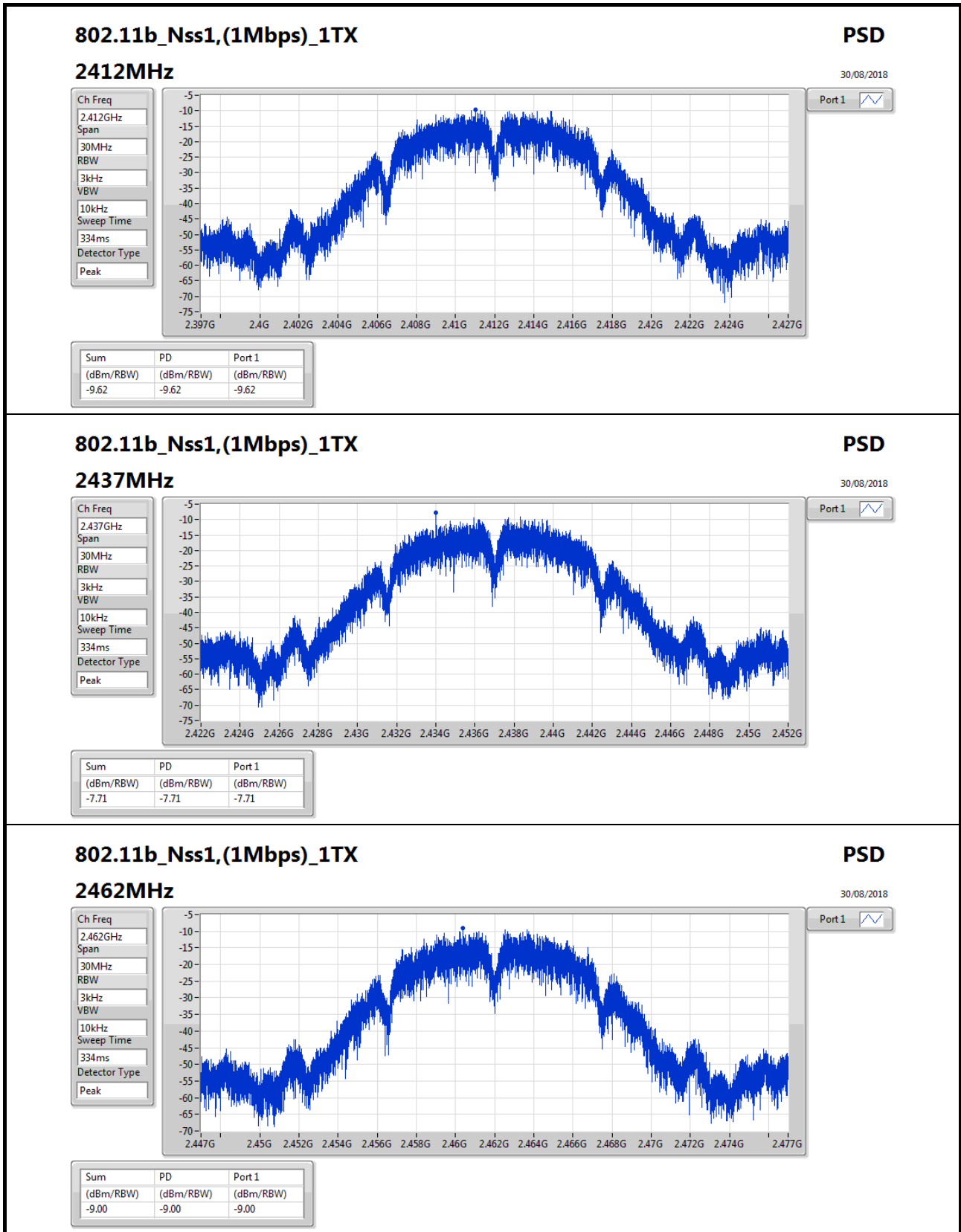
RBW=3kHz.

Result

| Mode | Result | DG (dBi) | Port 1 (dBm/RBW) | PD (dBm/RBW) | PD Limit (dBm/RBW) |
|------------------------------|--------|-------------|---------------------|-----------------|-----------------------|
| 802.11b_Nss1,(1Mbps)_1TX | - | - | - | - | - |
| 2412MHz_TnomVnom | Pass | 0.94 | -9.62 | -9.62 | 8.00 |
| 2437MHz_TnomVnom | Pass | 0.94 | -7.71 | -7.71 | 8.00 |
| 2462MHz_TnomVnom | Pass | 0.94 | -9.00 | -9.00 | 8.00 |
| 802.11g_Nss1,(6Mbps)_1TX | - | - | - | - | - |
| 2412MHz_TnomVnom | Pass | 0.94 | -11.93 | -11.93 | 8.00 |
| 2437MHz_TnomVnom | Pass | 0.94 | -13.18 | -13.18 | 8.00 |
| 2462MHz_TnomVnom | Pass | 0.94 | -12.19 | -12.19 | 8.00 |
| 802.11n HT20_Nss1,(MCS0)_1TX | - | - | - | - | - |
| 2412MHz_TnomVnom | Pass | 0.94 | -12.78 | -12.78 | 8.00 |
| 2437MHz_TnomVnom | Pass | 0.94 | -12.43 | -12.43 | 8.00 |
| 2462MHz_TnomVnom | Pass | 0.94 | -11.54 | -11.54 | 8.00 |

DG = Directional Gain; RBW=3kHz;

PD = trace bin-by-bin of each transmits port summing can be performed maximum power density; Port X = Port Xpower density;



802.11b_Nss1,(1Mbps)_1TX

2462MHz

PSD

30/08/2018

Ch Freq

2.462GHz

Span

30MHz

RBW

3kHz

VBW

10kHz

Sweep Time

334ms

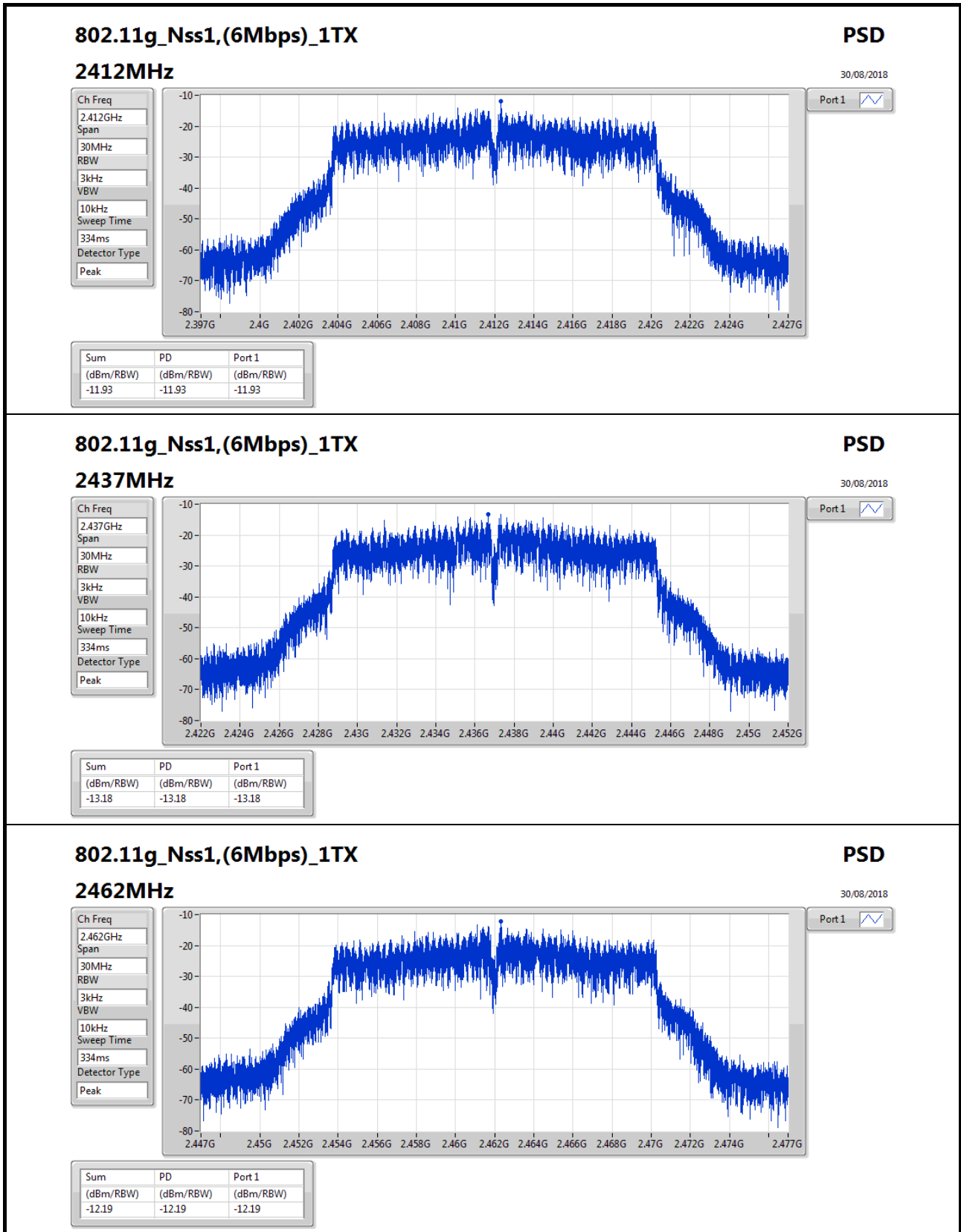
Detector Type

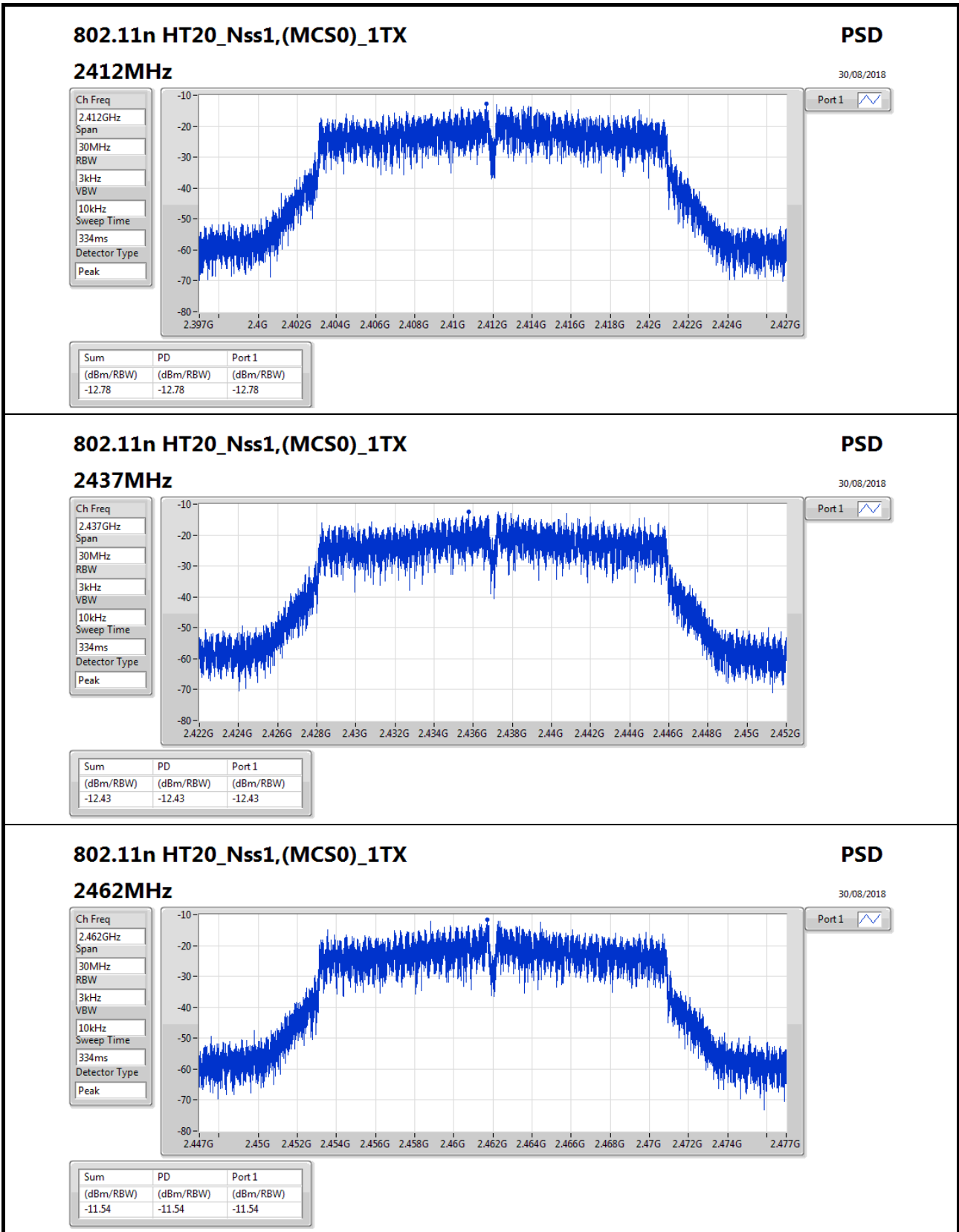
Peak



Port 1

| Sum | PD | Port 1 |
|-----------|-----------|-----------|
| (dBm/RBW) | (dBm/RBW) | (dBm/RBW) |
| -9.00 | -9.00 | -9.00 |





802.11n HT20_Nss1,(MCS0)_1TX

2462MHz

PSD

30/08/2018

Ch Freq

2.462GHz

Span

30MHz

RBW

3kHz

VBW

10kHz

Sweep Time

334ms

Detector Type

Peak

Port 1

| Sum | PD | Port 1 |
|-----------|-----------|-----------|
| (dBm/RBW) | (dBm/RBW) | (dBm/RBW) |
| -11.54 | -11.54 | -11.54 |

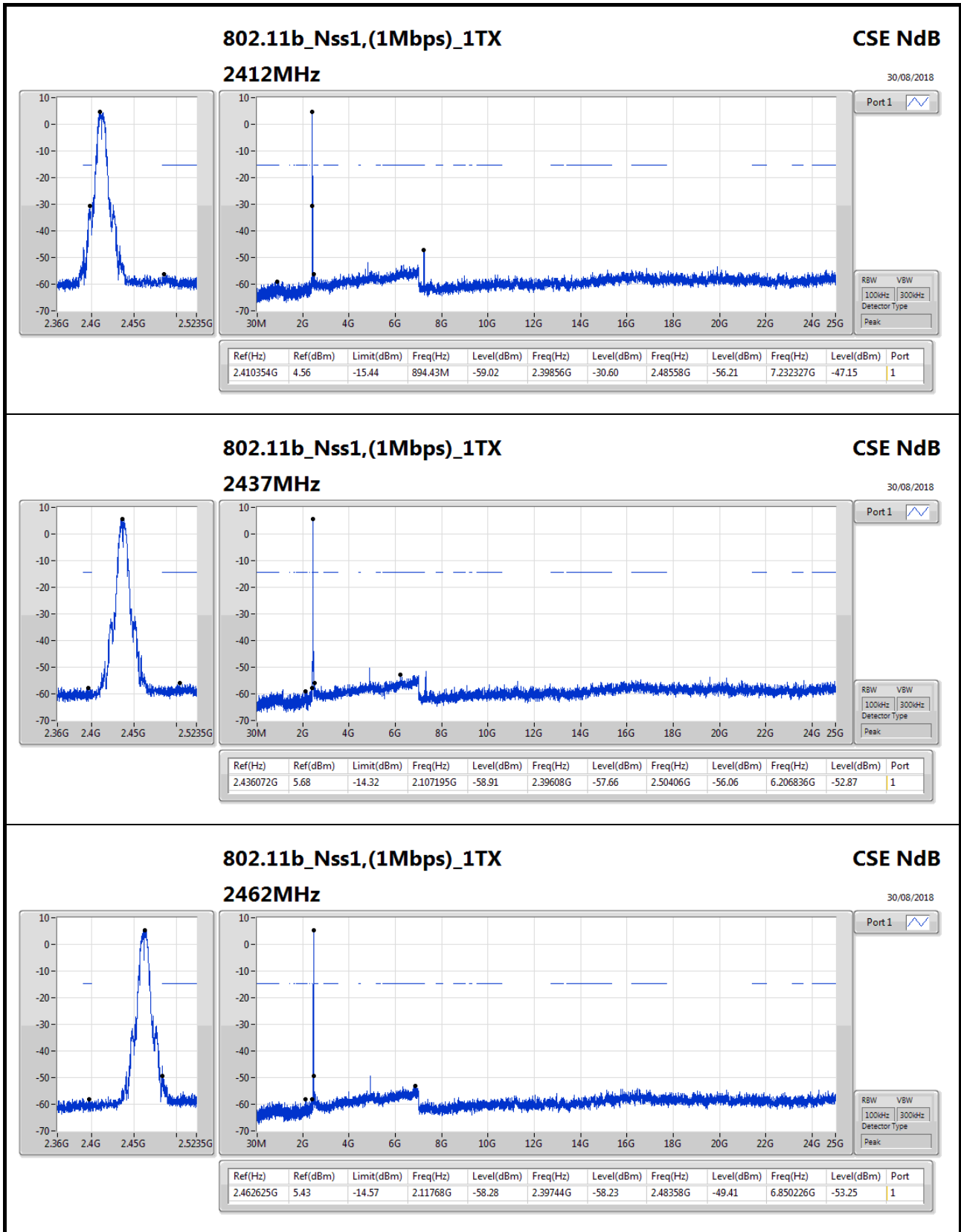


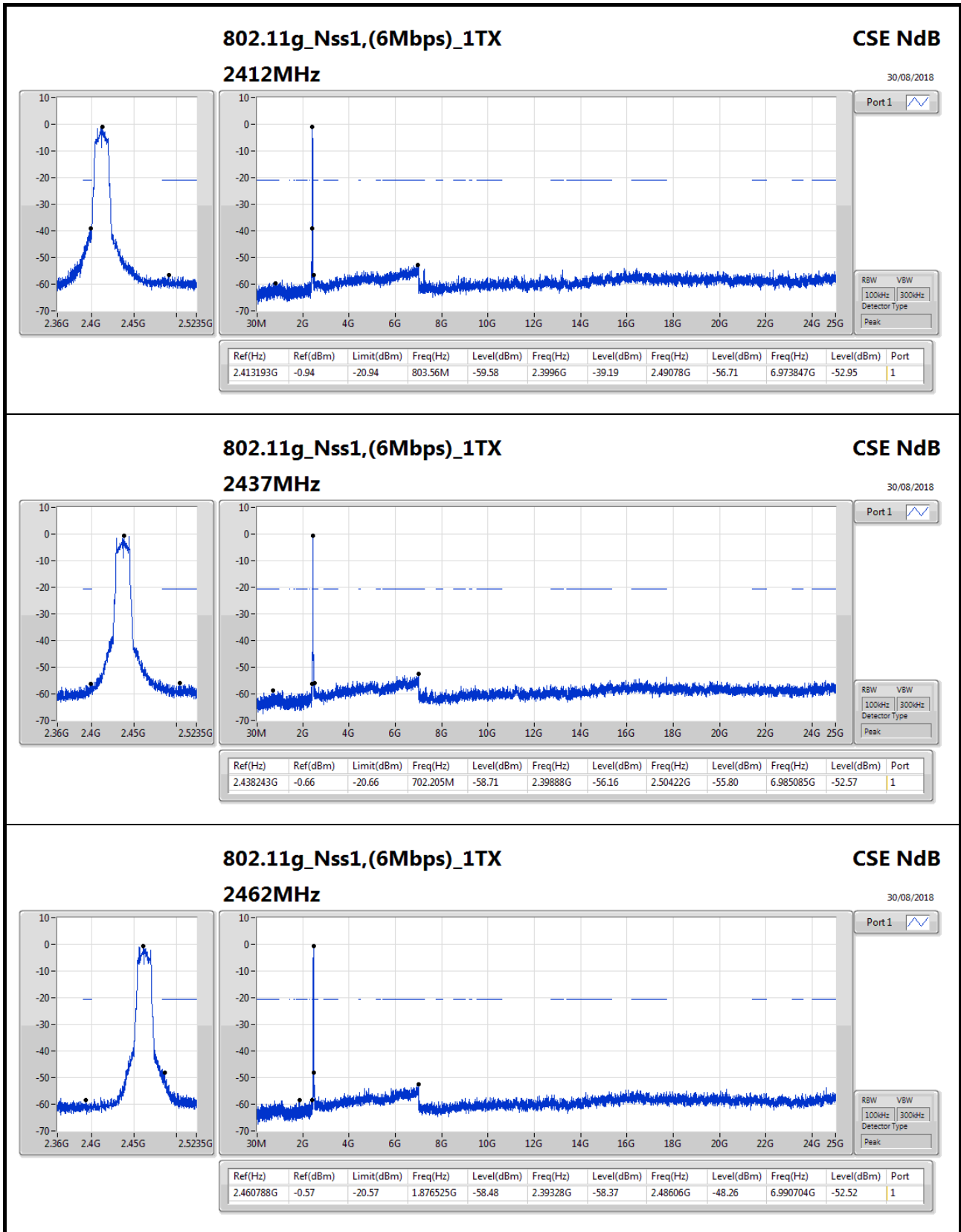
Summary

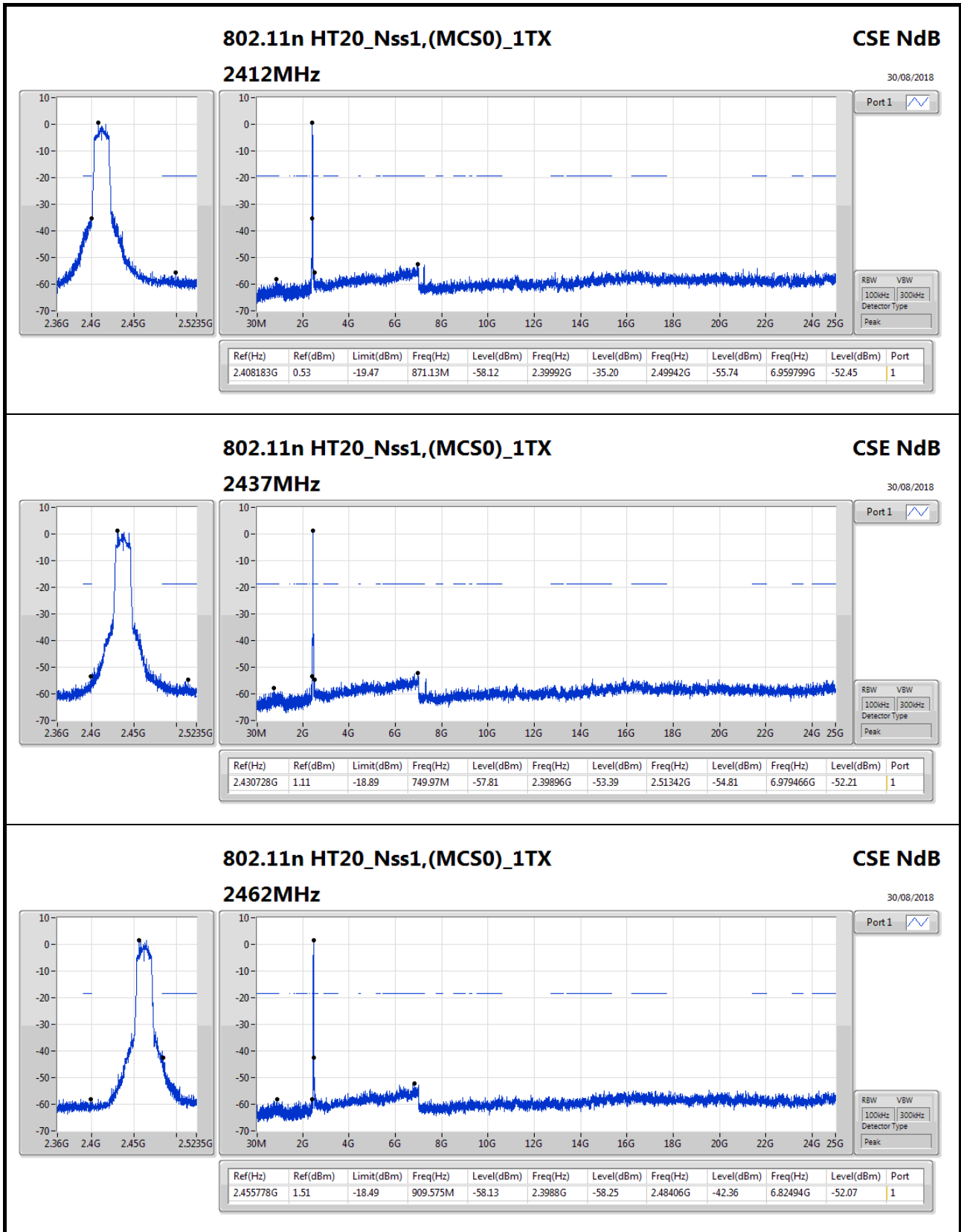
| Mode | Result | Ref (Hz) | Ref (dBm) | Limit (dBm) | Freq (Hz) | Level (dBm) | Freq (Hz) | Level (dBm) | Freq (Hz) | Level (dBm) | Freq (Hz) | Level (dBm) | Port |
|------------------------------|--------|-----------|-----------|-------------|-----------|-------------|-----------|-------------|-----------|-------------|-----------|-------------|------|
| 2.4-2.4835GHz | - | - | - | - | - | - | - | - | - | - | - | - | - |
| 802.11b_Nss1,(1Mbps)_1TX | Pass | 2.410354G | 4.56 | -15.44 | 894.43M | -59.02 | 2.39856G | -30.60 | 2.48558G | -56.21 | 7.232327G | -47.15 | 1 |
| 802.11g_Nss1,(6Mbps)_1TX | Pass | 2.413193G | -0.94 | -20.94 | 803.56M | -59.58 | 2.3996G | -39.19 | 2.49078G | -56.71 | 6.973847G | -52.95 | 1 |
| 802.11n HT20_Nss1,(MCS0)_1TX | Pass | 2.408183G | 0.53 | -19.47 | 871.13M | -58.12 | 2.39992G | -35.20 | 2.49942G | -55.74 | 6.959799G | -52.45 | 1 |

Result

| Mode | Result | Ref (Hz) | Ref (dBm) | Limit (dBm) | Freq (Hz) | Level (dBm) | Freq (Hz) | Level (dBm) | Freq (Hz) | Level (dBm) | Freq (Hz) | Level (dBm) | Port |
|------------------------------|--------|-----------|-----------|-------------|-----------|-------------|-----------|-------------|-----------|-------------|-----------|-------------|------|
| 802.11b_Nss1,(1Mbps)_1TX | - | - | - | - | - | - | - | - | - | - | - | - | - |
| 2412MHz_TnomVnom | Pass | 2.410354G | 4.56 | -15.44 | 894.43M | -59.02 | 2.39856G | -30.60 | 2.48558G | -56.21 | 7.232327G | -47.15 | 1 |
| 2437MHz_TnomVnom | Pass | 2.436072G | 5.68 | -14.32 | 2.107195G | -58.91 | 2.39608G | -57.66 | 2.50406G | -56.06 | 6.206836G | -52.87 | 1 |
| 2462MHz_TnomVnom | Pass | 2.462625G | 5.43 | -14.57 | 2.11768G | -58.28 | 2.39744G | -58.23 | 2.48358G | -49.41 | 6.850226G | -53.25 | 1 |
| 802.11g_Nss1,(6Mbps)_1TX | - | - | - | - | - | - | - | - | - | - | - | - | - |
| 2412MHz_TnomVnom | Pass | 2.413193G | -0.94 | -20.94 | 803.56M | -59.58 | 2.3996G | -39.19 | 2.49078G | -56.71 | 6.973847G | -52.95 | 1 |
| 2437MHz_TnomVnom | Pass | 2.438243G | -0.66 | -20.66 | 702.205M | -58.71 | 2.39888G | -56.16 | 2.50422G | -55.80 | 6.985085G | -52.57 | 1 |
| 2462MHz_TnomVnom | Pass | 2.460788G | -0.57 | -20.57 | 1.876525G | -58.48 | 2.39328G | -58.37 | 2.48606G | -48.26 | 6.990704G | -52.52 | 1 |
| 802.11n HT20_Nss1,(MCS0)_1TX | - | - | - | - | - | - | - | - | - | - | - | - | - |
| 2412MHz_TnomVnom | Pass | 2.408183G | 0.53 | -19.47 | 871.13M | -58.12 | 2.39992G | -35.20 | 2.49942G | -55.74 | 6.959799G | -52.45 | 1 |
| 2437MHz_TnomVnom | Pass | 2.430728G | 1.11 | -18.89 | 749.97M | -57.81 | 2.39896G | -53.39 | 2.51342G | -54.81 | 6.979466G | -52.21 | 1 |
| 2462MHz_TnomVnom | Pass | 2.455778G | 1.51 | -18.49 | 909.575M | -58.13 | 2.3988G | -58.25 | 2.48406G | -42.36 | 6.82494G | -52.07 | 1 |









Summary

| Mode | Result | Type | Freq (Hz) | Level (dBuV/m) | Limit (dBuV/m) | Margin (dB) | Factor (dB) | Dist (m) | Condition | Azimuth (°) | Height (m) | Comments |
|------------------------------|--------|------|-----------|----------------|----------------|-------------|-------------|----------|-----------|-------------|------------|----------|
| 2.4-2.4835GHz | - | - | - | - | - | - | - | - | - | - | - | - |
| 802.11n HT20_Nss1,(MCS0)_1TX | Pass | PK | 235.64M | 40.44 | 46.00 | -5.56 | -19.14 | 3 | Vertical | 0 | 1.00 | - |



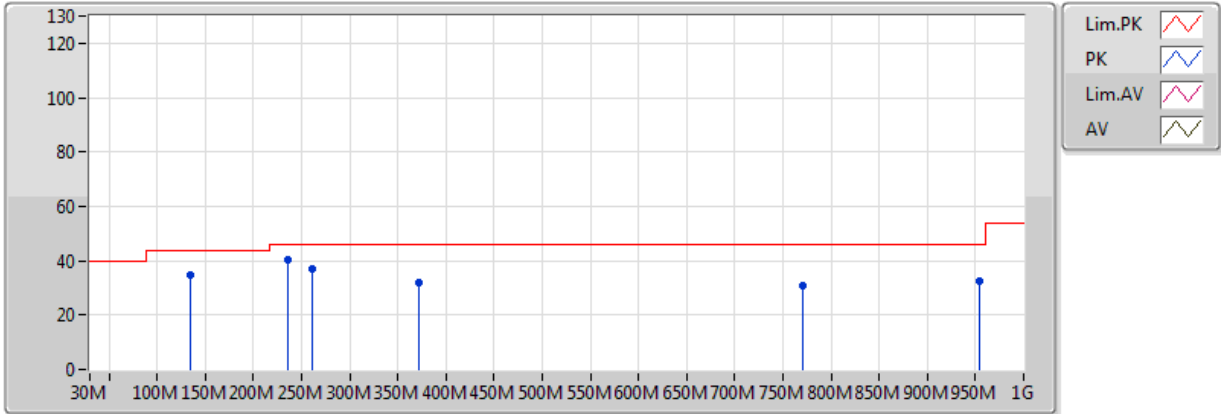
Result

| Mode | Result | Type | Freq (Hz) | Level (dBuV/m) | Limit (dBuV/m) | Margin (dB) | Factor (dB) | Dist (m) | Condition | Azimuth (°) | Height (m) | Comments |
|------------------------------|--------|------|-----------|----------------|----------------|-------------|-------------|----------|------------|-------------|------------|----------|
| 802.11n HT20_Nss1,(MCS0)_1TX | - | - | - | - | - | - | - | - | - | - | - | - |
| 2437MHz | Pass | PK | 134.76M | 34.52 | 43.50 | -8.98 | -19.21 | 3 | Vertical | 0 | 1.00 | - |
| 2437MHz | Pass | PK | 235.64M | 40.44 | 46.00 | -5.56 | -19.14 | 3 | Vertical | 0 | 1.00 | - |
| 2437MHz | Pass | PK | 260.86M | 36.95 | 46.00 | -9.05 | -15.71 | 3 | Vertical | 0 | 1.00 | - |
| 2437MHz | Pass | PK | 371.44M | 32.16 | 46.00 | -13.84 | -14.94 | 3 | Vertical | 0 | 1.00 | - |
| 2437MHz | Pass | PK | 771.08M | 31.06 | 46.00 | -14.94 | -8.18 | 3 | Vertical | 0 | 1.00 | - |
| 2437MHz | Pass | PK | 953.44M | 32.53 | 46.00 | -13.47 | -4.71 | 3 | Vertical | 0 | 1.00 | - |
| 2437MHz | Pass | PK | 57.16M | 25.14 | 40.00 | -14.86 | -25.37 | 3 | Horizontal | 360 | 1.00 | - |
| 2437MHz | Pass | PK | 125.06M | 28.53 | 43.50 | -14.97 | -19.22 | 3 | Horizontal | 360 | 1.00 | - |
| 2437MHz | Pass | PK | 282.2M | 31.80 | 46.00 | -14.20 | -17.05 | 3 | Horizontal | 360 | 1.00 | - |
| 2437MHz | Pass | PK | 330.7M | 26.98 | 46.00 | -19.02 | -16.06 | 3 | Horizontal | 360 | 1.00 | - |
| 2437MHz | Pass | PK | 774.96M | 29.25 | 46.00 | -16.75 | -8.14 | 3 | Horizontal | 360 | 1.00 | - |
| 2437MHz | Pass | PK | 953.44M | 31.18 | 46.00 | -14.82 | -4.71 | 3 | Horizontal | 360 | 1.00 | - |

802.11n HT20_Nss1,(MCS0)_1TX

2437MHz_Adapter

30/08/2018

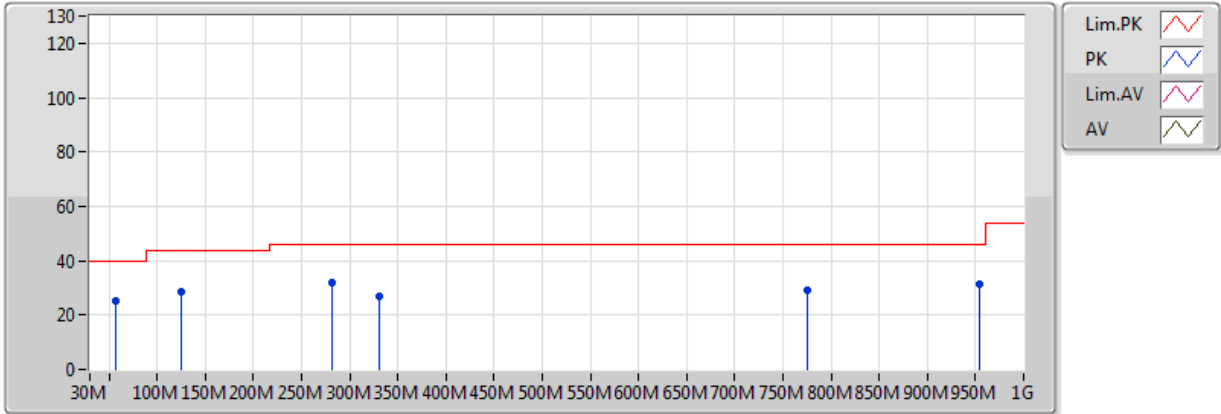


| Type | Freq (Hz) | Level (dBuV/m) | Limit (dBuV/m) | Margin (dB) | Factor (dB) | Dist (m) | Condition | Azimuth (°) | Height (m) | Comments |
|------|-----------|----------------|----------------|-------------|-------------|----------|-----------|-------------|------------|----------|
| PK | 134.76M | 34.52 | 43.50 | -8.98 | -19.21 | 3 | Vertical | 0 | 1.00 | - |
| PK | 235.64M | 40.44 | 46.00 | -5.56 | -19.14 | 3 | Vertical | 0 | 1.00 | - |
| PK | 260.86M | 36.95 | 46.00 | -9.05 | -15.71 | 3 | Vertical | 0 | 1.00 | - |
| PK | 371.44M | 32.16 | 46.00 | -13.84 | -14.94 | 3 | Vertical | 0 | 1.00 | - |
| PK | 771.08M | 31.06 | 46.00 | -14.94 | -8.18 | 3 | Vertical | 0 | 1.00 | - |
| PK | 953.44M | 32.53 | 46.00 | -13.47 | -4.71 | 3 | Vertical | 0 | 1.00 | - |

802.11n HT20_Nss1,(MCS0)_1TX

2437MHz_Adapter

30/08/2018



| Type | Freq (Hz) | Level (dBuV/m) | Limit (dBuV/m) | Margin (dB) | Factor (dB) | Dist (m) | Condition | Azimuth (°) | Height (m) | Comments |
|------|-----------|----------------|----------------|-------------|-------------|----------|------------|-------------|------------|----------|
| PK | 57.16M | 25.14 | 40.00 | -14.86 | -25.37 | 3 | Horizontal | 360 | 1.00 | - |
| PK | 125.06M | 28.53 | 43.50 | -14.97 | -19.22 | 3 | Horizontal | 360 | 1.00 | - |
| PK | 282.2M | 31.80 | 46.00 | -14.20 | -17.05 | 3 | Horizontal | 360 | 1.00 | - |
| PK | 330.7M | 26.98 | 46.00 | -19.02 | -16.06 | 3 | Horizontal | 360 | 1.00 | - |
| PK | 774.96M | 29.25 | 46.00 | -16.75 | -8.14 | 3 | Horizontal | 360 | 1.00 | - |
| PK | 953.44M | 31.18 | 46.00 | -14.82 | -4.71 | 3 | Horizontal | 360 | 1.00 | - |



Summary

| Mode | Result | Type | Freq (Hz) | Level (dBuV/m) | Limit (dBuV/m) | Margin (dB) | Factor (dB) | Dist (m) | Condition | Azimuth (°) | Height (m) | Comments |
|------------------------------|--------|------|-----------|----------------|----------------|-------------|-------------|----------|------------|-------------|------------|----------|
| 2.4-2.4835GHz | - | - | - | - | - | - | - | - | - | - | - | - |
| 802.11b_Nss1,(1Mbps)_1TX | Pass | AV | 2.483502G | 49.38 | 54.00 | -4.62 | 31.11 | 3 | Horizontal | 223 | 1.00 | - |
| 802.11g_Nss1,(6Mbps)_1TX | Pass | AV | 2.389998G | 52.71 | 54.00 | -1.29 | 30.77 | 3 | Horizontal | 222 | 1.00 | - |
| 802.11n HT20_Nss1,(MCS0)_1TX | Pass | AV | 2.483502G | 49.16 | 54.00 | -4.84 | 31.11 | 3 | Vertical | 23 | 2.84 | - |



Result

| Mode | Result | Type | Freq (Hz) | Level (dBuV/m) | Limit (dBuV/m) | Margin (dB) | Factor (dB) | Dist (m) | Condition | Azimuth (°) | Height (m) | Comments |
|--------------------------|--------|------|-----------|----------------|----------------|-------------|-------------|----------|------------|-------------|------------|----------|
| 802.11b_Nss1,(1Mbps)_1TX | - | - | - | - | - | - | - | - | - | - | - | - |
| 2412MHz | Pass | AV | 2.389998G | 44.81 | 54.00 | -9.19 | 30.77 | 3 | Vertical | 246 | 1.00 | - |
| 2412MHz | Pass | AV | 2.4136G | 90.23 | Inf | -Inf | 30.86 | 3 | Vertical | 246 | 1.00 | - |
| 2412MHz | Pass | PK | 2.3866G | 55.89 | 74.00 | -18.11 | 30.76 | 3 | Vertical | 246 | 1.00 | - |
| 2412MHz | Pass | PK | 2.4128G | 92.13 | Inf | -Inf | 30.86 | 3 | Vertical | 246 | 1.00 | - |
| 2412MHz | Pass | AV | 2.389998G | 45.83 | 54.00 | -8.17 | 30.77 | 3 | Horizontal | 214 | 1.00 | - |
| 2412MHz | Pass | AV | 2.413G | 100.16 | Inf | -Inf | 30.86 | 3 | Horizontal | 214 | 1.00 | - |
| 2412MHz | Pass | PK | 2.3898G | 56.25 | 74.00 | -17.75 | 30.77 | 3 | Horizontal | 214 | 1.00 | - |
| 2412MHz | Pass | PK | 2.4128G | 101.85 | Inf | -Inf | 30.86 | 3 | Horizontal | 214 | 1.00 | - |
| 2412MHz | Pass | AV | 4.809G | 31.00 | 54.00 | -23.00 | 2.09 | 3 | Vertical | 98 | 1.77 | - |
| 2412MHz | Pass | PK | 4.81128G | 42.01 | 74.00 | -31.99 | 2.10 | 3 | Vertical | 98 | 1.77 | - |
| 2412MHz | Pass | AV | 4.809G | 30.95 | 54.00 | -23.05 | 2.09 | 3 | Horizontal | 171 | 1.59 | - |
| 2412MHz | Pass | PK | 4.81152G | 41.89 | 74.00 | -32.11 | 2.10 | 3 | Horizontal | 171 | 1.59 | - |
| 2437MHz | Pass | AV | 2.3898G | 44.75 | 54.00 | -9.25 | 30.77 | 3 | Vertical | 359 | 2.89 | - |
| 2437MHz | Pass | AV | 2.4378G | 96.26 | Inf | -Inf | 30.95 | 3 | Vertical | 359 | 2.89 | - |
| 2437MHz | Pass | AV | 2.4946G | 45.53 | 54.00 | -8.47 | 31.15 | 3 | Vertical | 359 | 2.89 | - |
| 2437MHz | Pass | PK | 2.363G | 55.90 | 74.00 | -18.10 | 30.68 | 3 | Vertical | 359 | 2.89 | - |
| 2437MHz | Pass | PK | 2.4378G | 98.16 | Inf | -Inf | 30.95 | 3 | Vertical | 359 | 2.89 | - |
| 2437MHz | Pass | PK | 2.4994G | 56.59 | 74.00 | -17.41 | 31.17 | 3 | Vertical | 359 | 2.89 | - |
| 2437MHz | Pass | AV | 2.3866G | 44.78 | 54.00 | -9.22 | 30.76 | 3 | Horizontal | 226 | 1.01 | - |
| 2437MHz | Pass | AV | 2.4386G | 101.63 | Inf | -Inf | 30.95 | 3 | Horizontal | 226 | 1.01 | - |
| 2437MHz | Pass | AV | 2.4878G | 45.69 | 54.00 | -8.31 | 31.13 | 3 | Horizontal | 226 | 1.01 | - |
| 2437MHz | Pass | PK | 2.3706G | 56.27 | 74.00 | -17.73 | 30.71 | 3 | Horizontal | 226 | 1.01 | - |
| 2437MHz | Pass | PK | 2.4378G | 103.46 | Inf | -Inf | 30.95 | 3 | Horizontal | 226 | 1.01 | - |
| 2437MHz | Pass | PK | 2.483502G | 56.83 | 74.00 | -17.17 | 31.11 | 3 | Horizontal | 226 | 1.01 | - |
| 2437MHz | Pass | AV | 4.8875G | 30.24 | 54.00 | -23.76 | 2.29 | 3 | Vertical | 342 | 1.85 | - |
| 2437MHz | Pass | PK | 4.86242G | 41.07 | 74.00 | -32.93 | 2.23 | 3 | Vertical | 342 | 1.85 | - |
| 2437MHz | Pass | AV | 4.88744G | 30.15 | 54.00 | -23.85 | 2.29 | 3 | Horizontal | 160 | 1.52 | - |
| 2437MHz | Pass | PK | 4.88504G | 40.67 | 74.00 | -33.33 | 2.28 | 3 | Horizontal | 160 | 1.52 | - |
| 2462MHz | Pass | AV | 2.461G | 97.36 | Inf | -Inf | 31.03 | 3 | Vertical | 358 | 2.82 | - |
| 2462MHz | Pass | AV | 2.483502G | 45.97 | 54.00 | -8.03 | 31.11 | 3 | Vertical | 358 | 2.82 | - |
| 2462MHz | Pass | PK | 2.4612G | 99.18 | Inf | -Inf | 31.03 | 3 | Vertical | 358 | 2.82 | - |
| 2462MHz | Pass | PK | 2.493G | 56.81 | 74.00 | -17.19 | 31.14 | 3 | Vertical | 358 | 2.82 | - |
| 2462MHz | Pass | AV | 2.461G | 103.91 | Inf | -Inf | 31.03 | 3 | Horizontal | 223 | 1.00 | - |
| 2462MHz | Pass | AV | 2.483502G | 49.38 | 54.00 | -4.62 | 31.11 | 3 | Horizontal | 223 | 1.00 | - |
| 2462MHz | Pass | PK | 2.461G | 105.76 | Inf | -Inf | 31.03 | 3 | Horizontal | 223 | 1.00 | - |
| 2462MHz | Pass | PK | 2.483502G | 57.58 | 74.00 | -16.42 | 31.11 | 3 | Horizontal | 223 | 1.00 | - |
| 2462MHz | Pass | AV | 4.924G | 31.48 | 54.00 | -22.52 | 2.38 | 3 | Vertical | 145 | 1.67 | - |
| 2462MHz | Pass | PK | 4.9294G | 42.29 | 74.00 | -31.71 | 2.39 | 3 | Vertical | 145 | 1.67 | - |
| 2462MHz | Pass | AV | 4.924G | 31.47 | 54.00 | -22.53 | 2.38 | 3 | Horizontal | 19 | 1.71 | - |
| 2462MHz | Pass | PK | 4.92976G | 41.70 | 74.00 | -32.30 | 2.39 | 3 | Horizontal | 19 | 1.71 | - |
| 802.11g_Nss1,(6Mbps)_1TX | - | - | - | - | - | - | - | - | - | - | - | - |
| 2412MHz | Pass | AV | 2.389998G | 50.61 | 54.00 | -3.39 | 30.77 | 3 | Vertical | 317 | 2.94 | - |
| 2412MHz | Pass | AV | 2.4128G | 94.68 | Inf | -Inf | 30.86 | 3 | Vertical | 317 | 2.94 | - |
| 2412MHz | Pass | PK | 2.3874G | 62.31 | 74.00 | -11.69 | 30.76 | 3 | Vertical | 317 | 2.94 | - |
| 2412MHz | Pass | PK | 2.4126G | 101.73 | Inf | -Inf | 30.86 | 3 | Vertical | 317 | 2.94 | - |
| 2412MHz | Pass | AV | 2.389998G | 52.71 | 54.00 | -1.29 | 30.77 | 3 | Horizontal | 222 | 1.00 | - |
| 2412MHz | Pass | AV | 2.4128G | 97.71 | Inf | -Inf | 30.86 | 3 | Horizontal | 222 | 1.00 | - |



RSE TX above 1GHz Result

Appendix F.2

| Mode | Result | Type | Freq (Hz) | Level (dBuV/m) | Limit (dBuV/m) | Margin (dB) | Factor (dB) | Dist (m) | Condition | Azimuth (°) | Height (m) | Comments |
|------------------------------|--------|------|-----------|----------------|----------------|-------------|-------------|----------|------------|-------------|------------|----------|
| 2412MHz | Pass | PK | 2.389998G | 65.55 | 74.00 | -8.45 | 30.77 | 3 | Horizontal | 222 | 1.00 | - |
| 2412MHz | Pass | PK | 2.4126G | 104.74 | Inf | -Inf | 30.86 | 3 | Horizontal | 222 | 1.00 | - |
| 2412MHz | Pass | AV | 4.81092G | 31.76 | 54.00 | -22.24 | 2.10 | 3 | Vertical | 85 | 1.79 | - |
| 2412MHz | Pass | PK | 4.81596G | 41.95 | 74.00 | -32.05 | 2.11 | 3 | Vertical | 85 | 1.79 | - |
| 2412MHz | Pass | AV | 4.80972G | 31.88 | 54.00 | -22.12 | 2.09 | 3 | Horizontal | 121 | 1.56 | - |
| 2412MHz | Pass | PK | 4.81518G | 42.20 | 74.00 | -31.80 | 2.11 | 3 | Horizontal | 121 | 1.56 | - |
| 2437MHz | Pass | AV | 2.3702G | 45.64 | 54.00 | -8.36 | 30.71 | 3 | Vertical | 69 | 2.02 | - |
| 2437MHz | Pass | AV | 2.4378G | 88.97 | Inf | -Inf | 30.95 | 3 | Vertical | 69 | 2.02 | - |
| 2437MHz | Pass | AV | 2.4878G | 46.35 | 54.00 | -7.65 | 31.13 | 3 | Vertical | 69 | 2.02 | - |
| 2437MHz | Pass | PK | 2.3498G | 55.32 | 74.00 | -18.68 | 30.63 | 3 | Vertical | 69 | 2.02 | - |
| 2437MHz | Pass | PK | 2.4374G | 96.04 | Inf | -Inf | 30.94 | 3 | Vertical | 69 | 2.02 | - |
| 2437MHz | Pass | PK | 2.4858G | 56.70 | 74.00 | -17.30 | 31.12 | 3 | Vertical | 69 | 2.02 | - |
| 2437MHz | Pass | AV | 2.389G | 45.91 | 54.00 | -8.09 | 30.77 | 3 | Horizontal | 220 | 1.01 | - |
| 2437MHz | Pass | AV | 2.4378G | 99.77 | Inf | -Inf | 30.95 | 3 | Horizontal | 220 | 1.01 | - |
| 2437MHz | Pass | AV | 2.483502G | 47.36 | 54.00 | -6.64 | 31.11 | 3 | Horizontal | 220 | 1.01 | - |
| 2437MHz | Pass | PK | 2.3386G | 56.56 | 74.00 | -17.44 | 30.60 | 3 | Horizontal | 220 | 1.01 | - |
| 2437MHz | Pass | PK | 2.4378G | 106.79 | Inf | -Inf | 30.95 | 3 | Horizontal | 220 | 1.01 | - |
| 2437MHz | Pass | PK | 2.483502G | 58.11 | 74.00 | -15.89 | 31.11 | 3 | Horizontal | 220 | 1.01 | - |
| 2437MHz | Pass | AV | 4.88504G | 30.65 | 54.00 | -23.35 | 2.28 | 3 | Vertical | 301 | 1.41 | - |
| 2437MHz | Pass | PK | 4.8752G | 40.69 | 74.00 | -33.31 | 2.26 | 3 | Vertical | 301 | 1.41 | - |
| 2437MHz | Pass | AV | 4.88894G | 30.57 | 54.00 | -23.43 | 2.29 | 3 | Horizontal | 52 | 1.66 | - |
| 2437MHz | Pass | PK | 4.87994G | 41.02 | 74.00 | -32.98 | 2.27 | 3 | Horizontal | 52 | 1.66 | - |
| 2462MHz | Pass | AV | 2.4612G | 95.64 | Inf | -Inf | 31.03 | 3 | Vertical | 356 | 2.82 | - |
| 2462MHz | Pass | AV | 2.483502G | 51.50 | 54.00 | -2.50 | 31.11 | 3 | Vertical | 356 | 2.82 | - |
| 2462MHz | Pass | PK | 2.4626G | 102.48 | Inf | -Inf | 31.04 | 3 | Vertical | 356 | 2.82 | - |
| 2462MHz | Pass | PK | 2.483502G | 63.28 | 74.00 | -10.72 | 31.11 | 3 | Vertical | 356 | 2.82 | - |
| 2462MHz | Pass | AV | 2.4614G | 97.23 | Inf | -Inf | 31.03 | 3 | Horizontal | 236 | 1.01 | - |
| 2462MHz | Pass | AV | 2.483502G | 49.29 | 54.00 | -4.71 | 31.11 | 3 | Horizontal | 236 | 1.01 | - |
| 2462MHz | Pass | PK | 2.4624G | 103.89 | Inf | -Inf | 31.03 | 3 | Horizontal | 236 | 1.01 | - |
| 2462MHz | Pass | PK | 2.483502G | 61.00 | 74.00 | -13.00 | 31.11 | 3 | Horizontal | 236 | 1.01 | - |
| 2462MHz | Pass | AV | 4.93774G | 31.57 | 54.00 | -22.43 | 2.41 | 3 | Vertical | 179 | 1.67 | - |
| 2462MHz | Pass | PK | 4.92394G | 42.23 | 74.00 | -31.77 | 2.38 | 3 | Vertical | 179 | 1.67 | - |
| 2462MHz | Pass | AV | 4.93228G | 31.46 | 54.00 | -22.54 | 2.40 | 3 | Horizontal | 324 | 1.81 | - |
| 2462MHz | Pass | PK | 4.93222G | 41.69 | 74.00 | -32.31 | 2.40 | 3 | Horizontal | 324 | 1.81 | - |
| 802.11n HT20_Nss1,(MCS0)_1TX | - | - | - | - | - | - | - | - | - | - | - | - |
| 2412MHz | Pass | AV | 2.389998G | 46.39 | 54.00 | -7.61 | 30.77 | 3 | Vertical | 259 | 2.81 | - |
| 2412MHz | Pass | AV | 2.4128G | 90.30 | Inf | -Inf | 30.86 | 3 | Vertical | 259 | 2.81 | - |
| 2412MHz | Pass | PK | 2.389998G | 57.51 | 74.00 | -16.49 | 30.77 | 3 | Vertical | 259 | 2.81 | - |
| 2412MHz | Pass | PK | 2.4108G | 97.70 | Inf | -Inf | 30.85 | 3 | Vertical | 259 | 2.81 | - |
| 2412MHz | Pass | AV | 2.389998G | 49.12 | 54.00 | -4.88 | 30.77 | 3 | Horizontal | 239 | 1.02 | - |
| 2412MHz | Pass | AV | 2.4126G | 94.67 | Inf | -Inf | 30.86 | 3 | Horizontal | 239 | 1.02 | - |
| 2412MHz | Pass | PK | 2.3888G | 61.72 | 74.00 | -12.28 | 30.77 | 3 | Horizontal | 239 | 1.02 | - |
| 2412MHz | Pass | PK | 2.4118G | 101.82 | Inf | -Inf | 30.85 | 3 | Horizontal | 239 | 1.02 | - |
| 2412MHz | Pass | AV | 4.80918G | 32.00 | 54.00 | -22.00 | 2.09 | 3 | Vertical | 175 | 1.64 | - |
| 2412MHz | Pass | PK | 4.81074G | 42.20 | 74.00 | -31.80 | 2.10 | 3 | Vertical | 175 | 1.64 | - |
| 2412MHz | Pass | AV | 4.809G | 31.95 | 54.00 | -22.05 | 2.09 | 3 | Horizontal | 75 | 1.42 | - |
| 2412MHz | Pass | PK | 4.8294G | 42.08 | 74.00 | -31.92 | 2.14 | 3 | Horizontal | 75 | 1.42 | - |
| 2437MHz | Pass | AV | 2.3518G | 45.25 | 54.00 | -8.75 | 30.65 | 3 | Vertical | 275 | 2.78 | - |
| 2437MHz | Pass | AV | 2.4362G | 91.53 | Inf | -Inf | 30.94 | 3 | Vertical | 275 | 2.78 | - |



RSE TX above 1GHz Result

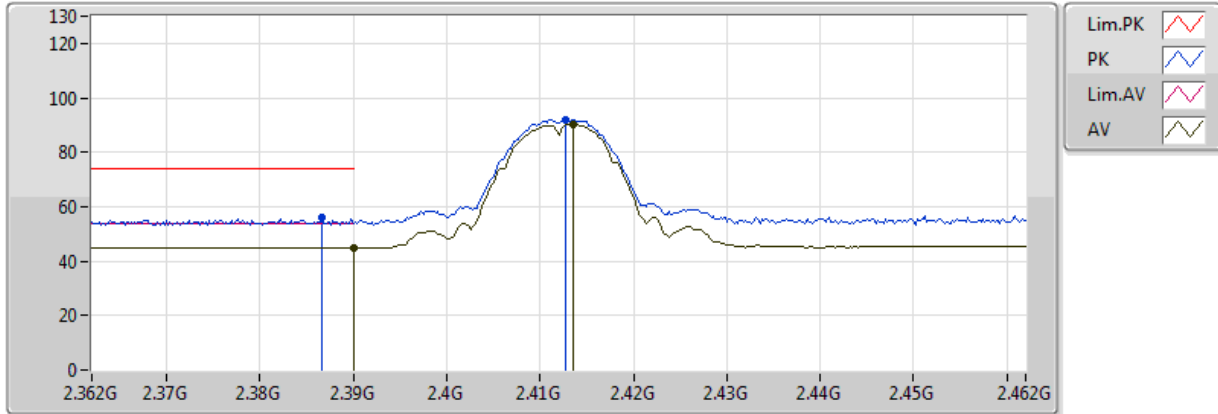
Appendix F.2

| Mode | Result | Type | Freq (Hz) | Level (dBuV/m) | Limit (dBuV/m) | Margin (dB) | Factor (dB) | Dist (m) | Condition | Azimuth (°) | Height (m) | Comments |
|---------|--------|------|-----------|----------------|----------------|-------------|-------------|----------|------------|-------------|------------|----------|
| 2437MHz | Pass | AV | 2.4858G | 46.15 | 54.00 | -7.85 | 31.12 | 3 | Vertical | 275 | 2.78 | - |
| 2437MHz | Pass | PK | 2.3766G | 55.77 | 74.00 | -18.23 | 30.72 | 3 | Vertical | 275 | 2.78 | - |
| 2437MHz | Pass | PK | 2.437G | 98.71 | Inf | -Inf | 30.94 | 3 | Vertical | 275 | 2.78 | - |
| 2437MHz | Pass | PK | 2.4958G | 56.42 | 74.00 | -17.58 | 31.16 | 3 | Vertical | 275 | 2.78 | - |
| 2437MHz | Pass | AV | 2.389G | 45.23 | 54.00 | -8.77 | 30.77 | 3 | Horizontal | 250 | 1.14 | - |
| 2437MHz | Pass | AV | 2.4374G | 96.50 | Inf | -Inf | 30.94 | 3 | Horizontal | 250 | 1.14 | - |
| 2437MHz | Pass | AV | 2.487G | 46.32 | 54.00 | -7.68 | 31.12 | 3 | Horizontal | 250 | 1.14 | - |
| 2437MHz | Pass | PK | 2.3722G | 55.96 | 74.00 | -18.04 | 30.71 | 3 | Horizontal | 250 | 1.14 | - |
| 2437MHz | Pass | PK | 2.4378G | 103.65 | Inf | -Inf | 30.95 | 3 | Horizontal | 250 | 1.14 | - |
| 2437MHz | Pass | PK | 2.4958G | 56.60 | 74.00 | -17.40 | 31.16 | 3 | Horizontal | 250 | 1.14 | - |
| 2437MHz | Pass | AV | 4.889G | 30.52 | 54.00 | -23.48 | 2.29 | 3 | Vertical | 124 | 1.55 | - |
| 2437MHz | Pass | PK | 4.8626G | 40.95 | 74.00 | -33.05 | 2.23 | 3 | Vertical | 124 | 1.55 | - |
| 2437MHz | Pass | AV | 4.889G | 30.67 | 54.00 | -23.33 | 2.29 | 3 | Horizontal | 321 | 1.85 | - |
| 2437MHz | Pass | PK | 4.88564G | 40.75 | 74.00 | -33.25 | 2.28 | 3 | Horizontal | 321 | 1.85 | - |
| 2462MHz | Pass | AV | 2.4614G | 93.99 | Inf | -Inf | 31.03 | 3 | Vertical | 23 | 2.84 | - |
| 2462MHz | Pass | AV | 2.483502G | 49.16 | 54.00 | -4.84 | 31.11 | 3 | Vertical | 23 | 2.84 | - |
| 2462MHz | Pass | PK | 2.4606G | 100.82 | Inf | -Inf | 31.03 | 3 | Vertical | 23 | 2.84 | - |
| 2462MHz | Pass | PK | 2.483502G | 61.73 | 74.00 | -12.27 | 31.11 | 3 | Vertical | 23 | 2.84 | - |
| 2462MHz | Pass | AV | 2.4614G | 96.26 | Inf | -Inf | 31.03 | 3 | Horizontal | 252 | 1.00 | - |
| 2462MHz | Pass | AV | 2.4838G | 47.87 | 54.00 | -6.13 | 31.11 | 3 | Horizontal | 252 | 1.00 | - |
| 2462MHz | Pass | PK | 2.4636G | 102.99 | Inf | -Inf | 31.04 | 3 | Horizontal | 252 | 1.00 | - |
| 2462MHz | Pass | PK | 2.484G | 60.85 | 74.00 | -13.15 | 31.12 | 3 | Horizontal | 252 | 1.00 | - |
| 2462MHz | Pass | AV | 4.93702G | 31.53 | 54.00 | -22.47 | 2.41 | 3 | Vertical | 165 | 1.34 | - |
| 2462MHz | Pass | PK | 4.92406G | 42.07 | 74.00 | -31.93 | 2.38 | 3 | Vertical | 165 | 1.34 | - |
| 2462MHz | Pass | AV | 4.93096G | 31.59 | 54.00 | -22.41 | 2.40 | 3 | Horizontal | 202 | 1.56 | - |
| 2462MHz | Pass | PK | 4.93426G | 42.30 | 74.00 | -31.70 | 2.41 | 3 | Horizontal | 202 | 1.56 | - |

802.11b_Nss1,(1Mbps)_1TX

2412MHz_TX

28/08/2018

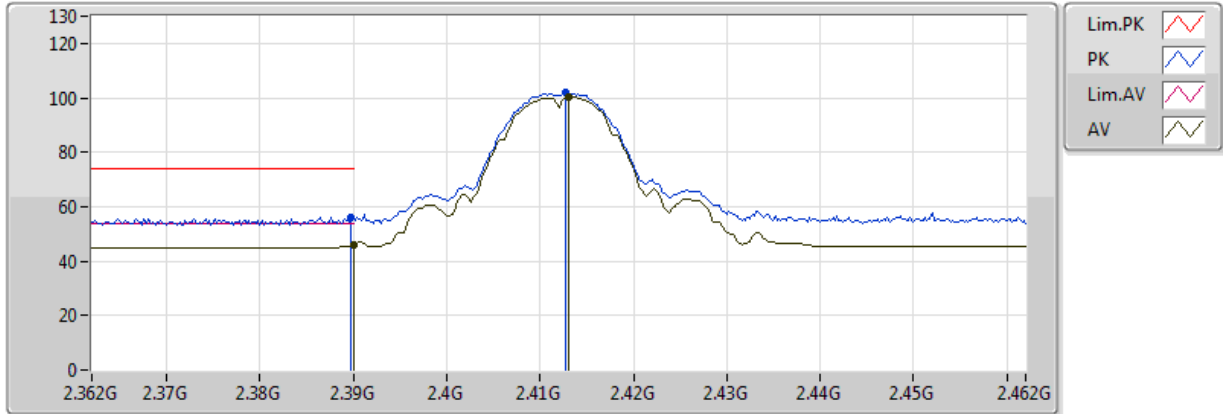


| Type | Freq (Hz) | Level (dBuV/m) | Limit (dBuV/m) | Margin (dB) | Factor (dB) | Dist (m) | Condition | Azimuth (°) | Height (m) | Comments |
|------|--------------|-------------------|-------------------|----------------|----------------|-------------|-----------|----------------|---------------|----------|
| AV | 2.389998G | 44.81 | 54.00 | -9.19 | 30.77 | 3 | Vertical | 246 | 1.00 | - |
| AV | 2.4136G | 90.23 | Inf | -Inf | 30.86 | 3 | Vertical | 246 | 1.00 | - |
| PK | 2.3866G | 55.89 | 74.00 | -18.11 | 30.76 | 3 | Vertical | 246 | 1.00 | - |
| PK | 2.4128G | 92.13 | Inf | -Inf | 30.86 | 3 | Vertical | 246 | 1.00 | - |

802.11b_Nss1,(1Mbps)_1TX

2412MHz_TX

28/08/2018

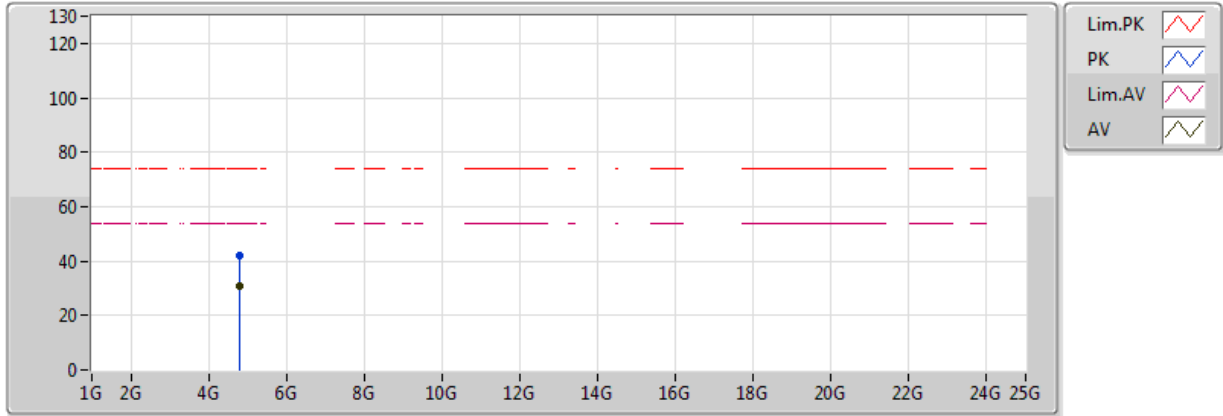


| Type | Freq (Hz) | Level (dBuV/m) | Limit (dBuV/m) | Margin (dB) | Factor (dB) | Dist (m) | Condition | Azimuth (°) | Height (m) | Comments |
|------|-----------|----------------|----------------|-------------|-------------|----------|------------|-------------|------------|----------|
| AV | 2.389998G | 45.83 | 54.00 | -8.17 | 30.77 | 3 | Horizontal | 214 | 1.00 | - |
| AV | 2.413G | 100.16 | Inf | -Inf | 30.86 | 3 | Horizontal | 214 | 1.00 | - |
| PK | 2.3898G | 56.25 | 74.00 | -17.75 | 30.77 | 3 | Horizontal | 214 | 1.00 | - |
| PK | 2.4128G | 101.85 | Inf | -Inf | 30.86 | 3 | Horizontal | 214 | 1.00 | - |

802.11b_Nss1,(1Mbps)_1TX

2412MHz_TX

28/08/2018

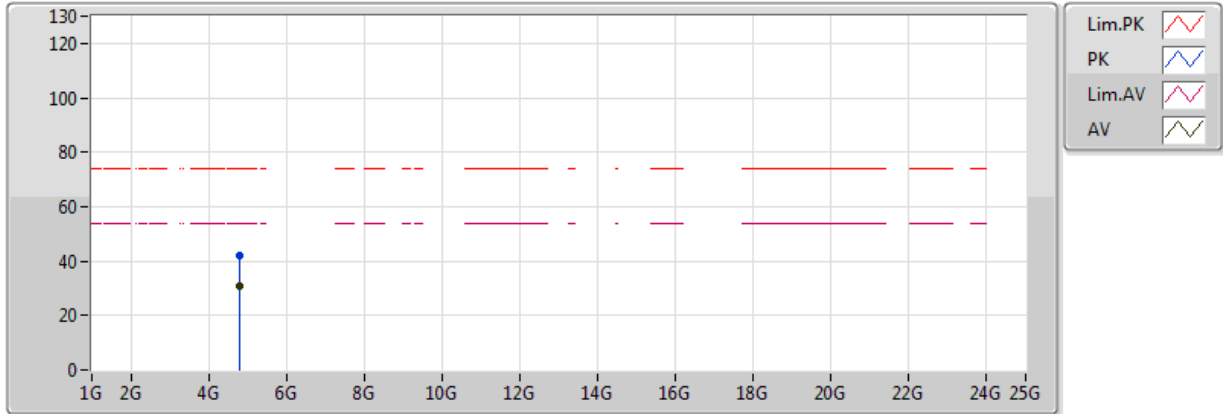


| Type | Freq (Hz) | Level (dBuV/m) | Limit (dBuV/m) | Margin (dB) | Factor (dB) | Dist (m) | Condition | Azimuth (°) | Height (m) | Comments |
|------|--------------|-------------------|-------------------|----------------|----------------|-------------|-----------|----------------|---------------|----------|
| AV | 4.809G | 31.00 | 54.00 | -23.00 | 2.09 | 3 | Vertical | 98 | 1.77 | - |
| PK | 4.81128G | 42.01 | 74.00 | -31.99 | 2.10 | 3 | Vertical | 98 | 1.77 | - |

802.11b_Nss1,(1Mbps)_1TX

2412MHz_TX

28/08/2018

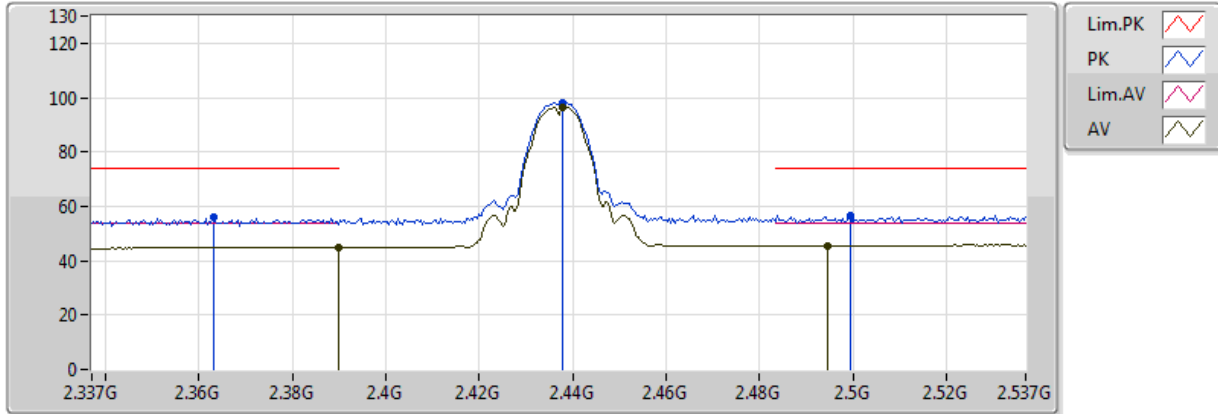


| Type | Freq (Hz) | Level (dBuV/m) | Limit (dBuV/m) | Margin (dB) | Factor (dB) | Dist (m) | Condition | Azimuth (°) | Height (m) | Comments |
|------|-----------|----------------|----------------|-------------|-------------|----------|------------|-------------|------------|----------|
| AV | 4.809G | 30.95 | 54.00 | -23.05 | 2.09 | 3 | Horizontal | 171 | 1.59 | - |
| PK | 4.81152G | 41.89 | 74.00 | -32.11 | 2.10 | 3 | Horizontal | 171 | 1.59 | - |

802.11b_Nss1,(1Mbps)_1TX

2437MHz_TX

28/08/2018

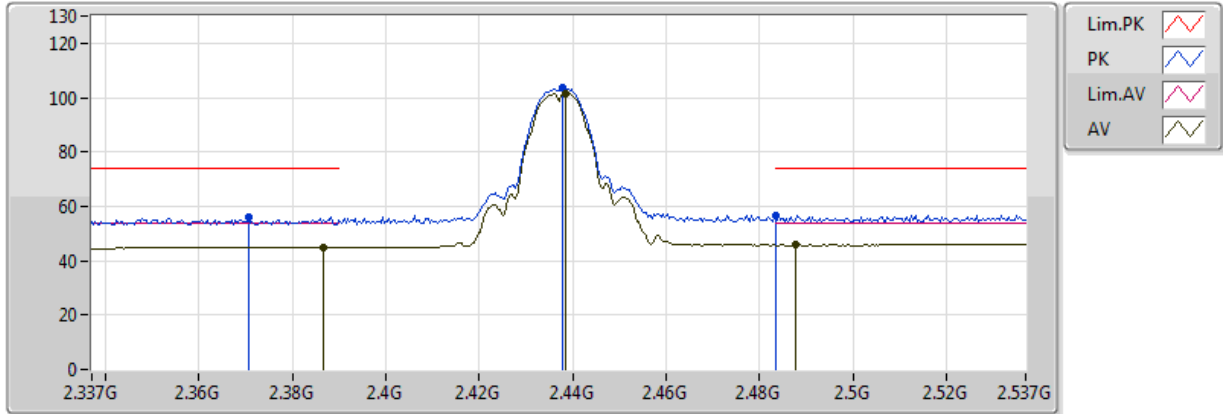


| Type | Freq (Hz) | Level (dBuV/m) | Limit (dBuV/m) | Margin (dB) | Factor (dB) | Dist (m) | Condition | Azimuth (°) | Height (m) | Comments |
|------|--------------|-------------------|-------------------|----------------|----------------|-------------|-----------|----------------|---------------|----------|
| AV | 2.3898G | 44.75 | 54.00 | -9.25 | 30.77 | 3 | Vertical | 359 | 2.89 | - |
| AV | 2.4378G | 96.26 | Inf | -Inf | 30.95 | 3 | Vertical | 359 | 2.89 | - |
| AV | 2.4946G | 45.53 | 54.00 | -8.47 | 31.15 | 3 | Vertical | 359 | 2.89 | - |
| PK | 2.363G | 55.90 | 74.00 | -18.10 | 30.68 | 3 | Vertical | 359 | 2.89 | - |
| PK | 2.4378G | 98.16 | Inf | -Inf | 30.95 | 3 | Vertical | 359 | 2.89 | - |
| PK | 2.4994G | 56.59 | 74.00 | -17.41 | 31.17 | 3 | Vertical | 359 | 2.89 | - |

802.11b_Nss1,(1Mbps)_1TX

2437MHz_TX

28/08/2018

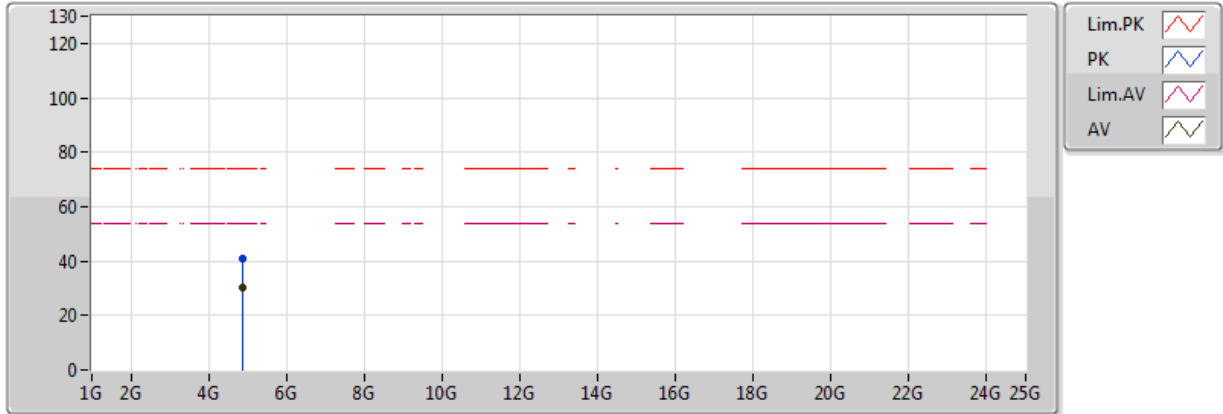


| Type | Freq (Hz) | Level (dBuV/m) | Limit (dBuV/m) | Margin (dB) | Factor (dB) | Dist (m) | Condition | Azimuth (°) | Height (m) | Comments |
|------|--------------|-------------------|-------------------|----------------|----------------|-------------|------------|----------------|---------------|----------|
| AV | 2.3866G | 44.78 | 54.00 | -9.22 | 30.76 | 3 | Horizontal | 226 | 1.01 | - |
| AV | 2.4386G | 101.63 | Inf | -Inf | 30.95 | 3 | Horizontal | 226 | 1.01 | - |
| AV | 2.4878G | 45.69 | 54.00 | -8.31 | 31.13 | 3 | Horizontal | 226 | 1.01 | - |
| PK | 2.3706G | 56.27 | 74.00 | -17.73 | 30.71 | 3 | Horizontal | 226 | 1.01 | - |
| PK | 2.4378G | 103.46 | Inf | -Inf | 30.95 | 3 | Horizontal | 226 | 1.01 | - |
| PK | 2.483502G | 56.83 | 74.00 | -17.17 | 31.11 | 3 | Horizontal | 226 | 1.01 | - |

802.11b_Nss1,(1Mbps)_1TX

2437MHz_TX

28/08/2018

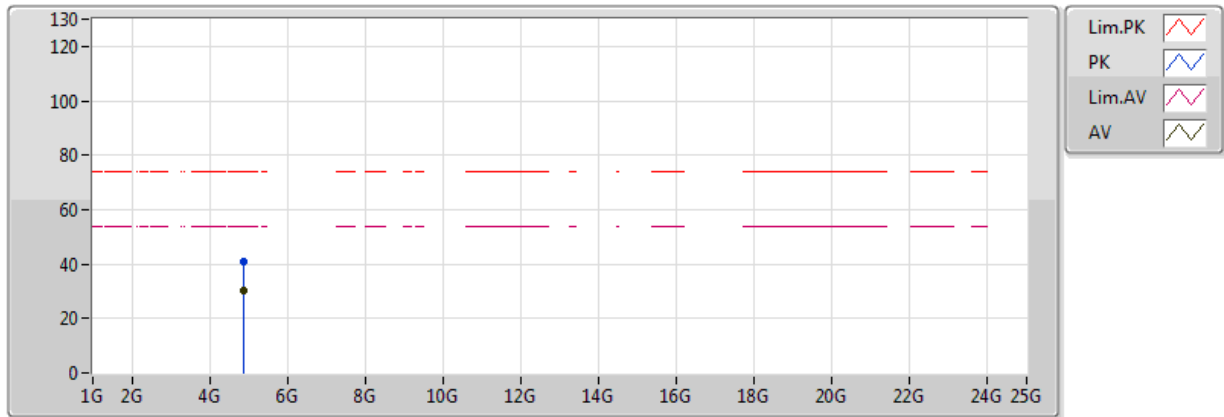


| Type | Freq (Hz) | Level (dBuV/m) | Limit (dBuV/m) | Margin (dB) | Factor (dB) | Dist (m) | Condition | Azimuth (°) | Height (m) | Comments |
|------|--------------|-------------------|-------------------|----------------|----------------|-------------|-----------|----------------|---------------|----------|
| AV | 4.8875G | 30.24 | 54.00 | -23.76 | 2.29 | 3 | Vertical | 342 | 1.85 | - |
| PK | 4.86242G | 41.07 | 74.00 | -32.93 | 2.23 | 3 | Vertical | 342 | 1.85 | - |

802.11b_Nss1,(1Mbps)_1TX

2437MHz_TX

28/08/2018

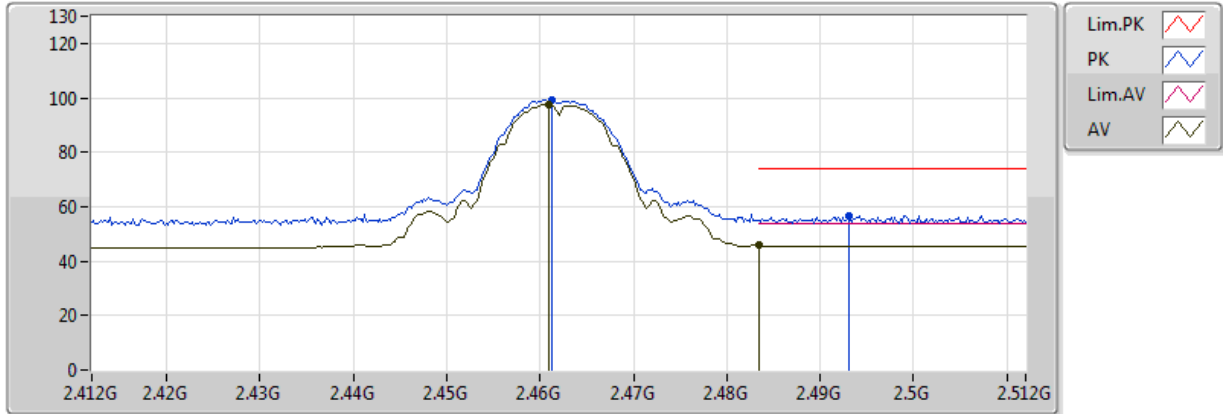


| Type | Freq (Hz) | Level (dBuV/m) | Limit (dBuV/m) | Margin (dB) | Factor (dB) | Dist (m) | Condition | Azimuth (°) | Height (m) | Comments |
|------|--------------|-------------------|-------------------|----------------|----------------|-------------|------------|----------------|---------------|----------|
| AV | 4.88744G | 30.15 | 54.00 | -23.85 | 2.29 | 3 | Horizontal | 160 | 1.52 | - |
| PK | 4.88504G | 40.67 | 74.00 | -33.33 | 2.28 | 3 | Horizontal | 160 | 1.52 | - |

802.11b_Nss1,(1Mbps)_1TX

2462MHz_TX

28/08/2018

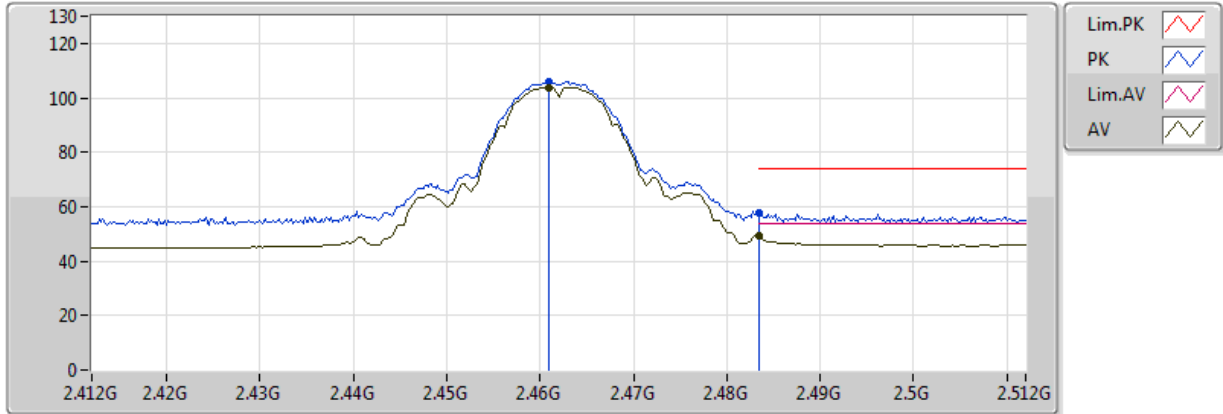


| Type | Freq (Hz) | Level (dBuV/m) | Limit (dBuV/m) | Margin (dB) | Factor (dB) | Dist (m) | Condition | Azimuth (°) | Height (m) | Comments |
|------|-----------|----------------|----------------|-------------|-------------|----------|-----------|-------------|------------|----------|
| AV | 2.461G | 97.36 | Inf | -Inf | 31.03 | 3 | Vertical | 358 | 2.82 | - |
| AV | 2.483502G | 45.97 | 54.00 | -8.03 | 31.11 | 3 | Vertical | 358 | 2.82 | - |
| PK | 2.4612G | 99.18 | Inf | -Inf | 31.03 | 3 | Vertical | 358 | 2.82 | - |
| PK | 2.493G | 56.81 | 74.00 | -17.19 | 31.14 | 3 | Vertical | 358 | 2.82 | - |

802.11b_Nss1,(1Mbps)_1TX

2462MHz_TX

28/08/2018

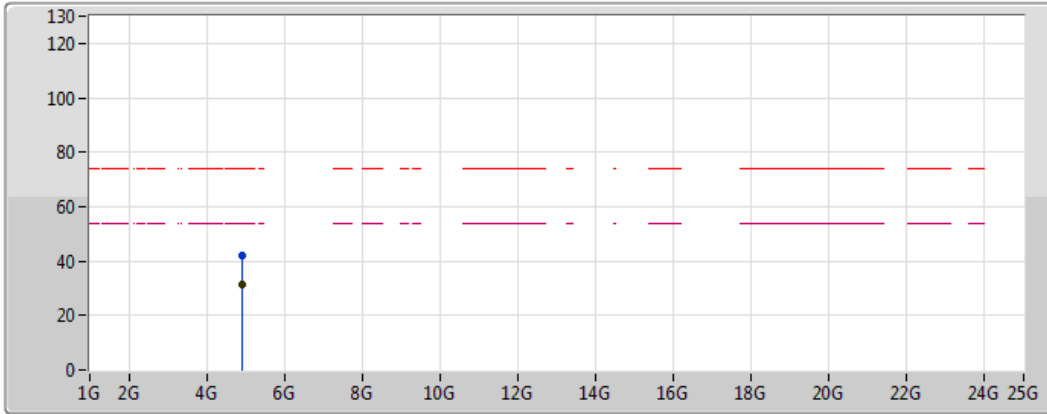






| Type | Freq (Hz) | Level (dBuV/m) | Limit (dBuV/m) | Margin (dB) | Factor (dB) | Dist (m) | Condition | Azimuth (°) | Height (m) | Comments |
|------|--------------|-------------------|-------------------|----------------|----------------|-------------|------------|----------------|---------------|----------|
| AV | 2.461G | 103.91 | Inf | -Inf | 31.03 | 3 | Horizontal | 223 | 1.00 | - |
| AV | 2.483502G | 49.38 | 54.00 | -4.62 | 31.11 | 3 | Horizontal | 223 | 1.00 | - |
| PK | 2.461G | 105.76 | Inf | -Inf | 31.03 | 3 | Horizontal | 223 | 1.00 | - |
| PK | 2.483502G | 57.58 | 74.00 | -16.42 | 31.11 | 3 | Horizontal | 223 | 1.00 | - |

802.11b_Nss1,(1Mbps)_1TX

2462MHz_TX

28/08/2018



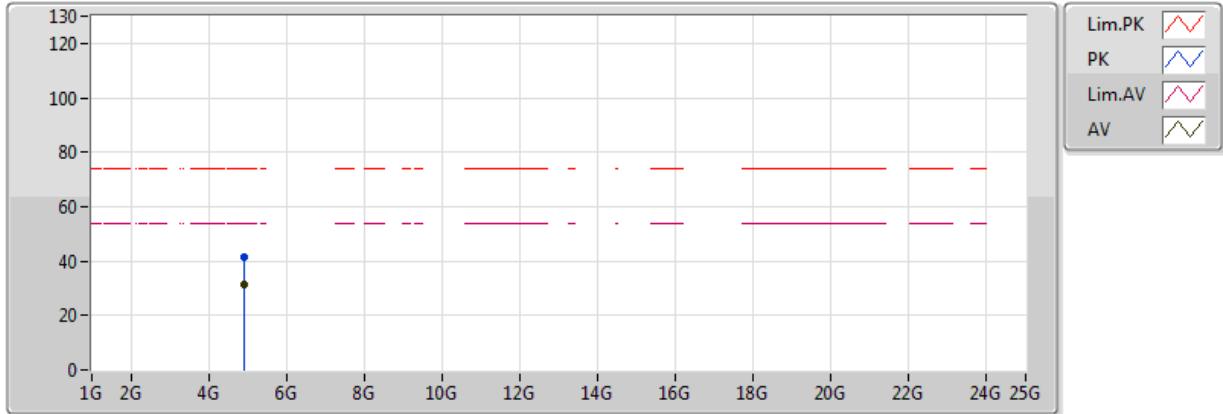
| | |
|--------|---|
| Lim.PK |  |
| PK |  |
| Lim.AV |  |
| AV |  |

| Type | Freq (Hz) | Level (dBuV/m) | Limit (dBuV/m) | Margin (dB) | Factor (dB) | Dist (m) | Condition | Azimuth (°) | Height (m) | Comments |
|------|--------------|-------------------|-------------------|----------------|----------------|-------------|-----------|----------------|---------------|----------|
| AV | 4.924G | 31.48 | 54.00 | -22.52 | 2.38 | 3 | Vertical | 145 | 1.67 | - |
| PK | 4.9294G | 42.29 | 74.00 | -31.71 | 2.39 | 3 | Vertical | 145 | 1.67 | - |

802.11b_Nss1,(1Mbps)_1TX

2462MHz_TX

28/08/2018

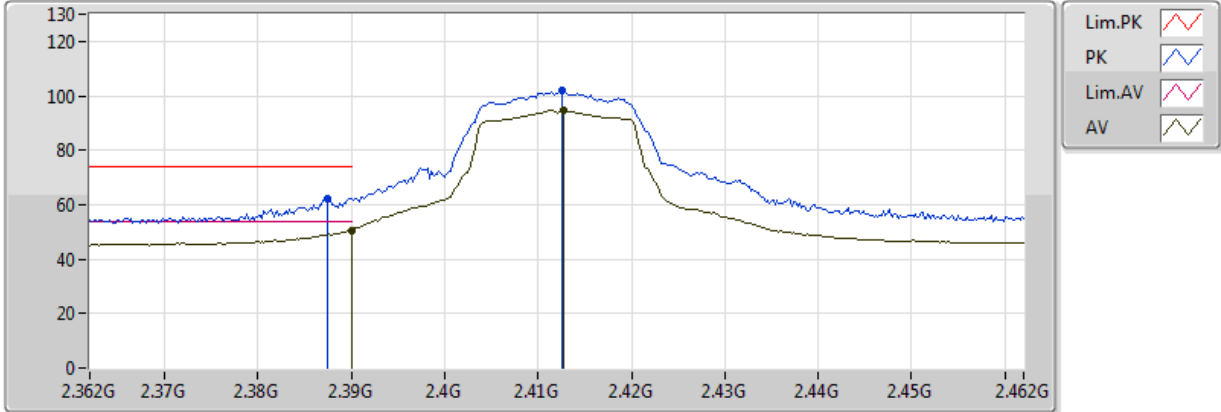


| Type | Freq (Hz) | Level (dBuV/m) | Limit (dBuV/m) | Margin (dB) | Factor (dB) | Dist (m) | Condition | Azimuth (°) | Height (m) | Comments |
|------|--------------|-------------------|-------------------|----------------|----------------|-------------|------------|----------------|---------------|----------|
| AV | 4.924G | 31.47 | 54.00 | -22.53 | 2.38 | 3 | Horizontal | 19 | 1.71 | - |
| PK | 4.92976G | 41.70 | 74.00 | -32.30 | 2.39 | 3 | Horizontal | 19 | 1.71 | - |

802.11g_Nss1,(6Mbps)_1TX

2412MHz_TX

28/08/2018

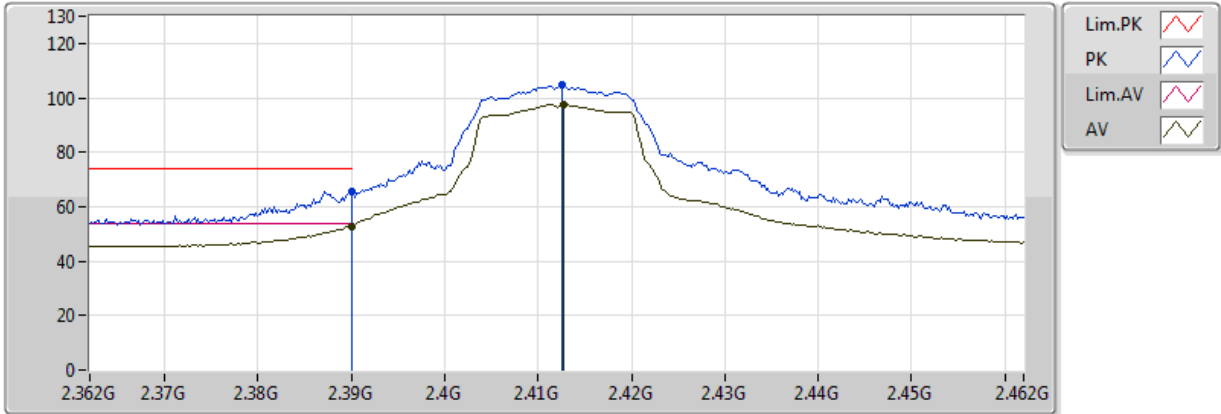


| Type | Freq (Hz) | Level (dBuV/m) | Limit (dBuV/m) | Margin (dB) | Factor (dB) | Dist (m) | Condition | Azimuth (°) | Height (m) | Comments |
|------|--------------|-------------------|-------------------|----------------|----------------|-------------|-----------|----------------|---------------|----------|
| AV | 2.389998G | 50.61 | 54.00 | -3.39 | 30.77 | 3 | Vertical | 317 | 2.94 | - |
| AV | 2.4128G | 94.68 | Inf | -Inf | 30.86 | 3 | Vertical | 317 | 2.94 | - |
| PK | 2.3874G | 62.31 | 74.00 | -11.69 | 30.76 | 3 | Vertical | 317 | 2.94 | - |
| PK | 2.4126G | 101.73 | Inf | -Inf | 30.86 | 3 | Vertical | 317 | 2.94 | - |

802.11g_Nss1,(6Mbps)_1TX

2412MHz_TX

28/08/2018

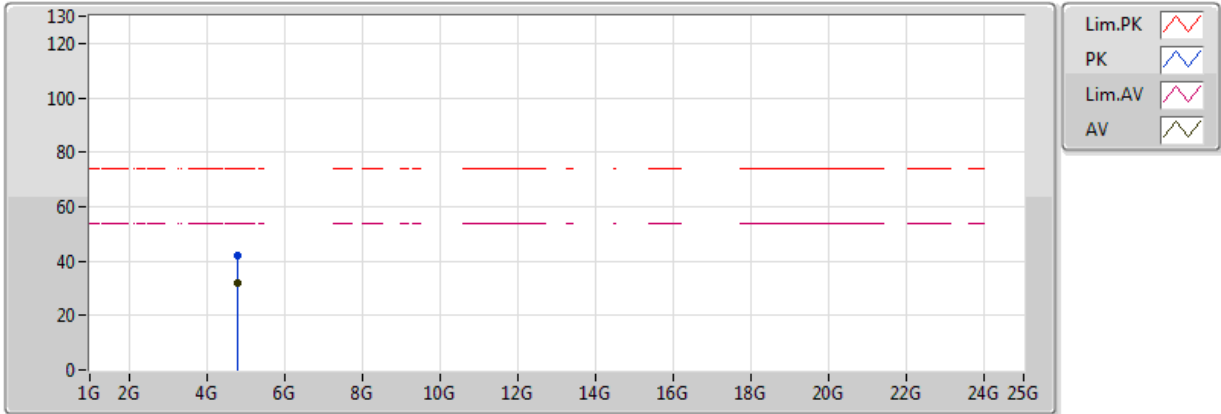


| Type | Freq (Hz) | Level (dBuV/m) | Limit (dBuV/m) | Margin (dB) | Factor (dB) | Dist (m) | Condition | Azimuth (°) | Height (m) | Comments |
|------|-----------|----------------|----------------|-------------|-------------|----------|------------|-------------|------------|----------|
| AV | 2.389998G | 52.71 | 54.00 | -1.29 | 30.77 | 3 | Horizontal | 222 | 1.00 | - |
| AV | 2.4128G | 97.71 | Inf | -Inf | 30.86 | 3 | Horizontal | 222 | 1.00 | - |
| PK | 2.389998G | 65.55 | 74.00 | -8.45 | 30.77 | 3 | Horizontal | 222 | 1.00 | - |
| PK | 2.4126G | 104.74 | Inf | -Inf | 30.86 | 3 | Horizontal | 222 | 1.00 | - |

802.11g_Nss1,(6Mbps)_1TX

2412MHz_TX

28/08/2018

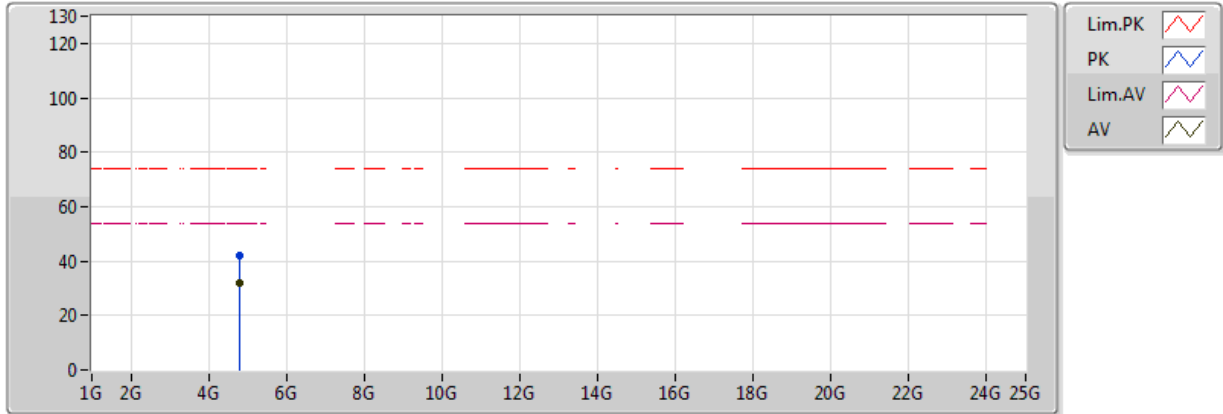


| Type | Freq (Hz) | Level (dBuV/m) | Limit (dBuV/m) | Margin (dB) | Factor (dB) | Dist (m) | Condition | Azimuth (°) | Height (m) | Comments |
|------|--------------|-------------------|-------------------|----------------|----------------|-------------|-----------|----------------|---------------|----------|
| AV | 4.81092G | 31.76 | 54.00 | -22.24 | 2.10 | 3 | Vertical | 85 | 1.79 | - |
| PK | 4.81596G | 41.95 | 74.00 | -32.05 | 2.11 | 3 | Vertical | 85 | 1.79 | - |

802.11g_Nss1,(6Mbps)_1TX

2412MHz_TX

28/08/2018

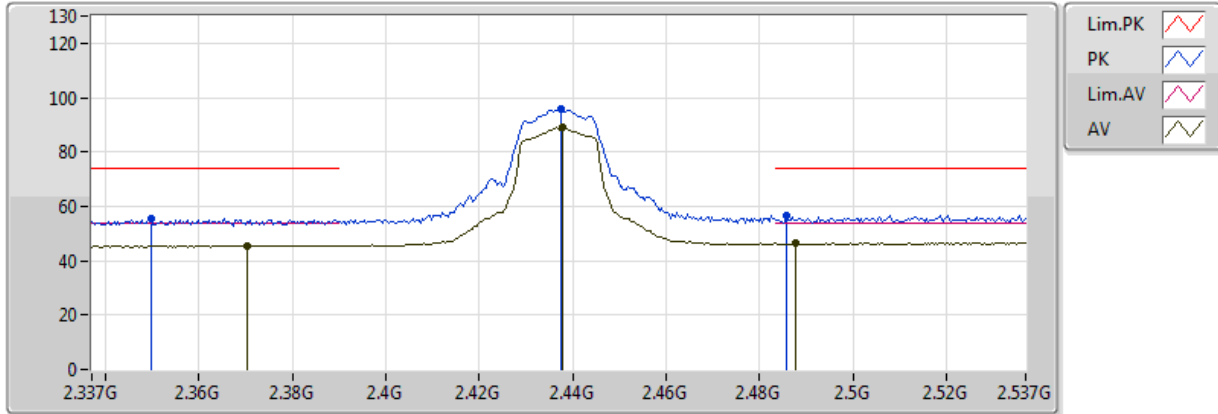


| Type | Freq (Hz) | Level (dBuV/m) | Limit (dBuV/m) | Margin (dB) | Factor (dB) | Dist (m) | Condition | Azimuth (°) | Height (m) | Comments |
|------|--------------|-------------------|-------------------|----------------|----------------|-------------|------------|----------------|---------------|----------|
| AV | 4.80972G | 31.88 | 54.00 | -22.12 | 2.09 | 3 | Horizontal | 121 | 1.56 | - |
| PK | 4.81518G | 42.20 | 74.00 | -31.80 | 2.11 | 3 | Horizontal | 121 | 1.56 | - |

802.11g_Nss1,(6Mbps)_1TX

2437MHz_TX

28/08/2018

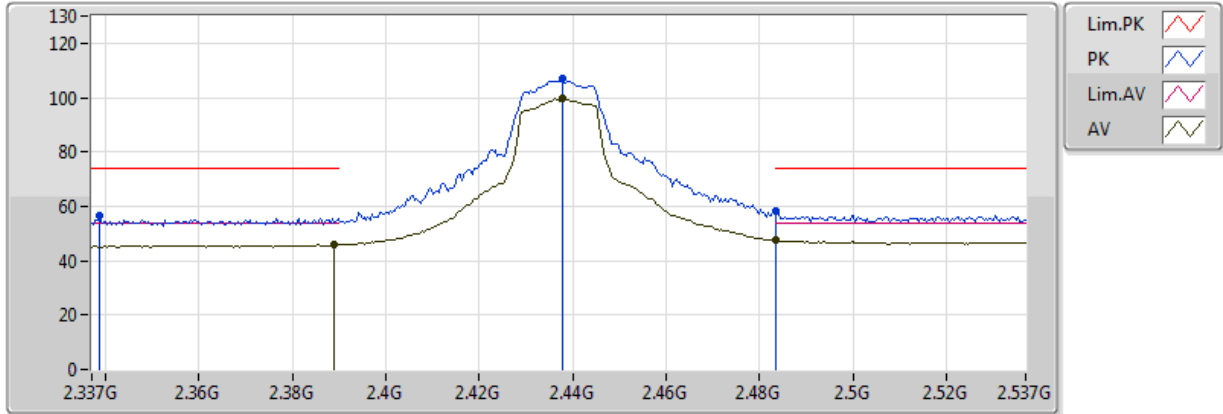


| Type | Freq (Hz) | Level (dBuV/m) | Limit (dBuV/m) | Margin (dB) | Factor (dB) | Dist (m) | Condition | Azimuth (°) | Height (m) | Comments |
|------|--------------|-------------------|-------------------|----------------|----------------|-------------|-----------|----------------|---------------|----------|
| AV | 2.3702G | 45.64 | 54.00 | -8.36 | 30.71 | 3 | Vertical | 69 | 2.02 | - |
| AV | 2.4378G | 88.97 | Inf | -Inf | 30.95 | 3 | Vertical | 69 | 2.02 | - |
| AV | 2.4878G | 46.35 | 54.00 | -7.65 | 31.13 | 3 | Vertical | 69 | 2.02 | - |
| PK | 2.3498G | 55.32 | 74.00 | -18.68 | 30.63 | 3 | Vertical | 69 | 2.02 | - |
| PK | 2.4374G | 96.04 | Inf | -Inf | 30.94 | 3 | Vertical | 69 | 2.02 | - |
| PK | 2.4858G | 56.70 | 74.00 | -17.30 | 31.12 | 3 | Vertical | 69 | 2.02 | - |

802.11g_Nss1,(6Mbps)_1TX

2437MHz_TX

28/08/2018

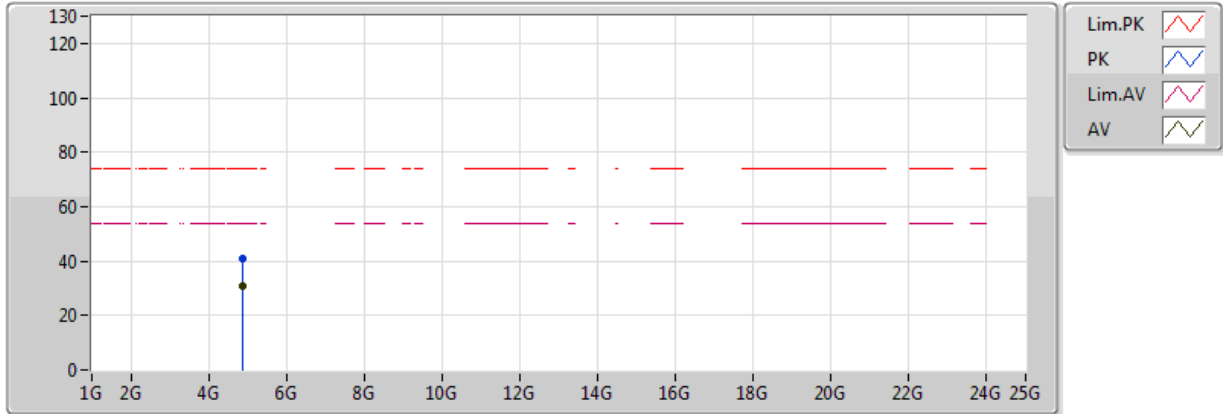


| Type | Freq (Hz) | Level (dBuV/m) | Limit (dBuV/m) | Margin (dB) | Factor (dB) | Dist (m) | Condition | Azimuth (°) | Height (m) | Comments |
|------|-----------|----------------|----------------|-------------|-------------|----------|------------|-------------|------------|----------|
| AV | 2.389G | 45.91 | 54.00 | -8.09 | 30.77 | 3 | Horizontal | 220 | 1.01 | - |
| AV | 2.4378G | 99.77 | Inf | -Inf | 30.95 | 3 | Horizontal | 220 | 1.01 | - |
| AV | 2.483502G | 47.36 | 54.00 | -6.64 | 31.11 | 3 | Horizontal | 220 | 1.01 | - |
| PK | 2.3386G | 56.56 | 74.00 | -17.44 | 30.60 | 3 | Horizontal | 220 | 1.01 | - |
| PK | 2.4378G | 106.79 | Inf | -Inf | 30.95 | 3 | Horizontal | 220 | 1.01 | - |
| PK | 2.483502G | 58.11 | 74.00 | -15.89 | 31.11 | 3 | Horizontal | 220 | 1.01 | - |

802.11g_Nss1,(6Mbps)_1TX

2437MHz_TX

28/08/2018

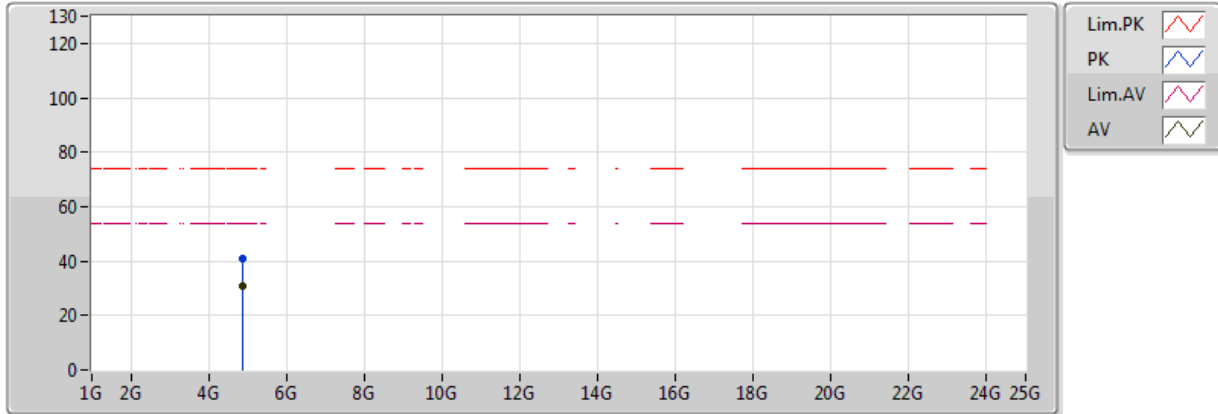


| Type | Freq (Hz) | Level (dBuV/m) | Limit (dBuV/m) | Margin (dB) | Factor (dB) | Dist (m) | Condition | Azimuth (°) | Height (m) | Comments |
|------|--------------|-------------------|-------------------|----------------|----------------|-------------|-----------|----------------|---------------|----------|
| AV | 4.88504G | 30.65 | 54.00 | -23.35 | 2.28 | 3 | Vertical | 301 | 1.41 | - |
| PK | 4.8752G | 40.69 | 74.00 | -33.31 | 2.26 | 3 | Vertical | 301 | 1.41 | - |

802.11g_Nss1,(6Mbps)_1TX

2437MHz_TX

28/08/2018

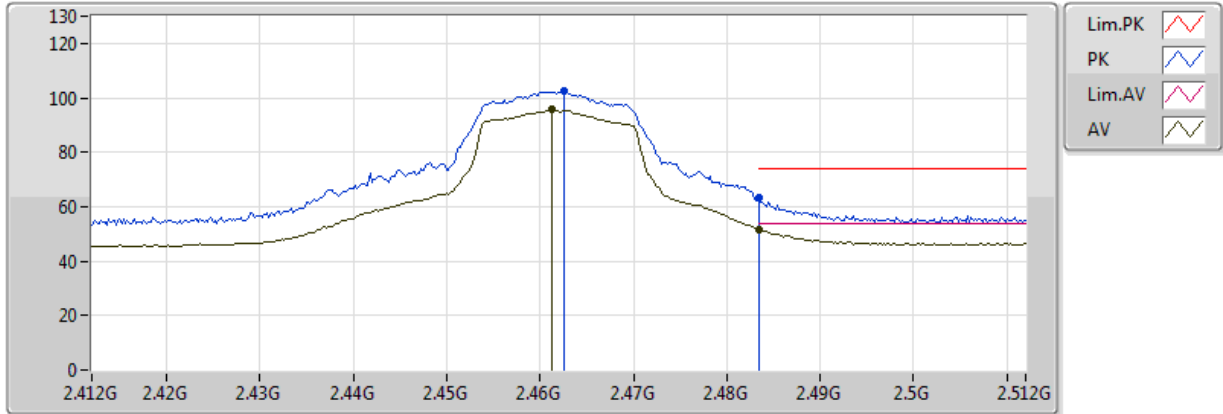


| Type | Freq (Hz) | Level (dBuV/m) | Limit (dBuV/m) | Margin (dB) | Factor (dB) | Dist (m) | Condition | Azimuth (°) | Height (m) | Comments |
|------|--------------|-------------------|-------------------|----------------|----------------|-------------|------------|----------------|---------------|----------|
| AV | 4.88894G | 30.57 | 54.00 | -23.43 | 2.29 | 3 | Horizontal | 52 | 1.66 | - |
| PK | 4.87994G | 41.02 | 74.00 | -32.98 | 2.27 | 3 | Horizontal | 52 | 1.66 | - |

802.11g_Nss1,(6Mbps)_1TX

2462MHz_TX

28/08/2018

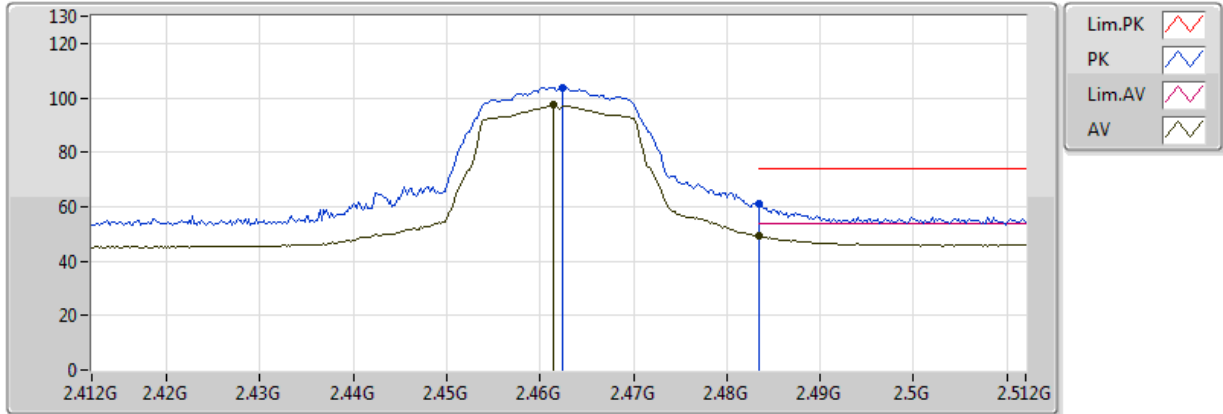


| Type | Freq (Hz) | Level (dBuV/m) | Limit (dBuV/m) | Margin (dB) | Factor (dB) | Dist (m) | Condition | Azimuth (°) | Height (m) | Comments |
|------|-----------|----------------|----------------|-------------|-------------|----------|-----------|-------------|------------|----------|
| AV | 2.4612G | 95.64 | Inf | -Inf | 31.03 | 3 | Vertical | 356 | 2.82 | - |
| AV | 2.483502G | 51.50 | 54.00 | -2.50 | 31.11 | 3 | Vertical | 356 | 2.82 | - |
| PK | 2.4626G | 102.48 | Inf | -Inf | 31.04 | 3 | Vertical | 356 | 2.82 | - |
| PK | 2.483502G | 63.28 | 74.00 | -10.72 | 31.11 | 3 | Vertical | 356 | 2.82 | - |

802.11g_Nss1,(6Mbps)_1TX

2462MHz_TX

28/08/2018

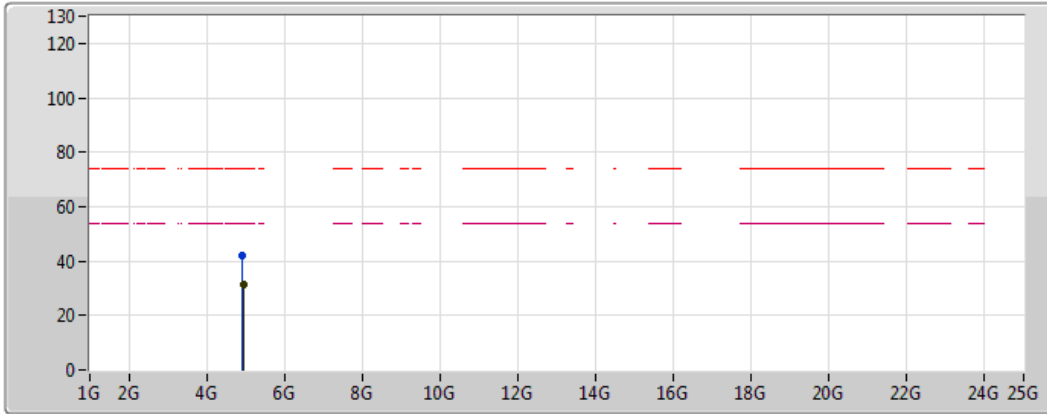


| Type | Freq (Hz) | Level (dBuV/m) | Limit (dBuV/m) | Margin (dB) | Factor (dB) | Dist (m) | Condition | Azimuth (°) | Height (m) | Comments |
|------|-----------|----------------|----------------|-------------|-------------|----------|------------|-------------|------------|----------|
| AV | 2.4614G | 97.23 | Inf | -Inf | 31.03 | 3 | Horizontal | 236 | 1.01 | - |
| AV | 2.483502G | 49.29 | 54.00 | -4.71 | 31.11 | 3 | Horizontal | 236 | 1.01 | - |
| PK | 2.4624G | 103.89 | Inf | -Inf | 31.03 | 3 | Horizontal | 236 | 1.01 | - |
| PK | 2.483502G | 61.00 | 74.00 | -13.00 | 31.11 | 3 | Horizontal | 236 | 1.01 | - |

802.11g_Nss1,(6Mbps)_1TX

2462MHz_TX

28/08/2018

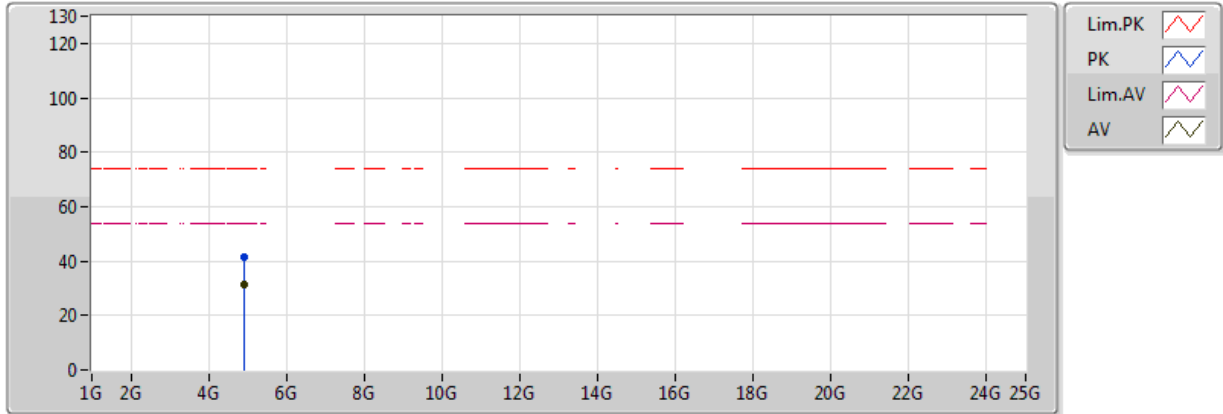


| Type | Freq (Hz) | Level (dBuV/m) | Limit (dBuV/m) | Margin (dB) | Factor (dB) | Dist (m) | Condition | Azimuth (°) | Height (m) | Comments |
|------|--------------|-------------------|-------------------|----------------|----------------|-------------|-----------|----------------|---------------|----------|
| AV | 4.93774G | 31.57 | 54.00 | -22.43 | 2.41 | 3 | Vertical | 179 | 1.67 | - |
| PK | 4.92394G | 42.23 | 74.00 | -31.77 | 2.38 | 3 | Vertical | 179 | 1.67 | - |

802.11g_Nss1,(6Mbps)_1TX

2462MHz_TX

28/08/2018

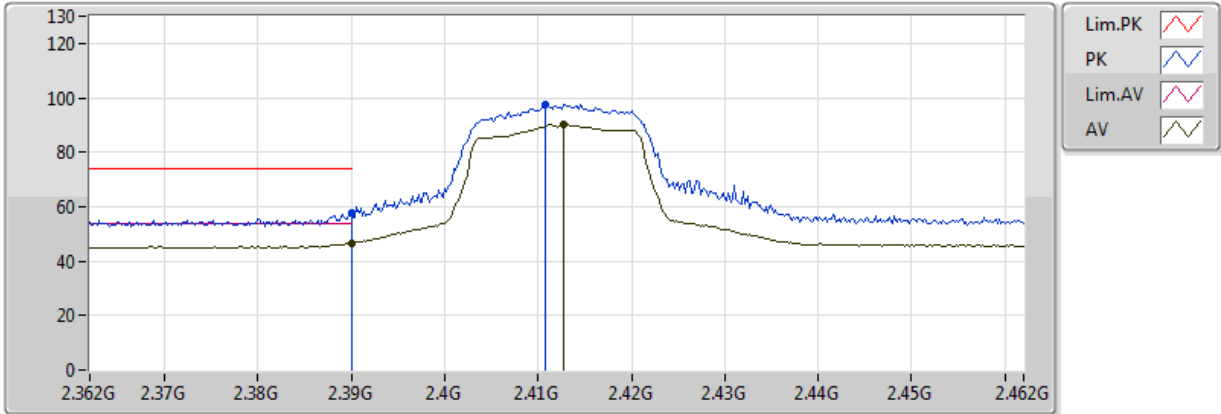


| Type | Freq (Hz) | Level (dBuV/m) | Limit (dBuV/m) | Margin (dB) | Factor (dB) | Dist (m) | Condition | Azimuth (°) | Height (m) | Comments |
|------|--------------|-------------------|-------------------|----------------|----------------|-------------|------------|----------------|---------------|----------|
| AV | 4.93228G | 31.46 | 54.00 | -22.54 | 2.40 | 3 | Horizontal | 324 | 1.81 | - |
| PK | 4.93222G | 41.69 | 74.00 | -32.31 | 2.40 | 3 | Horizontal | 324 | 1.81 | - |

802.11n HT20_Nss1,(MCS0)_1TX

2412MHz_TX

28/08/2018

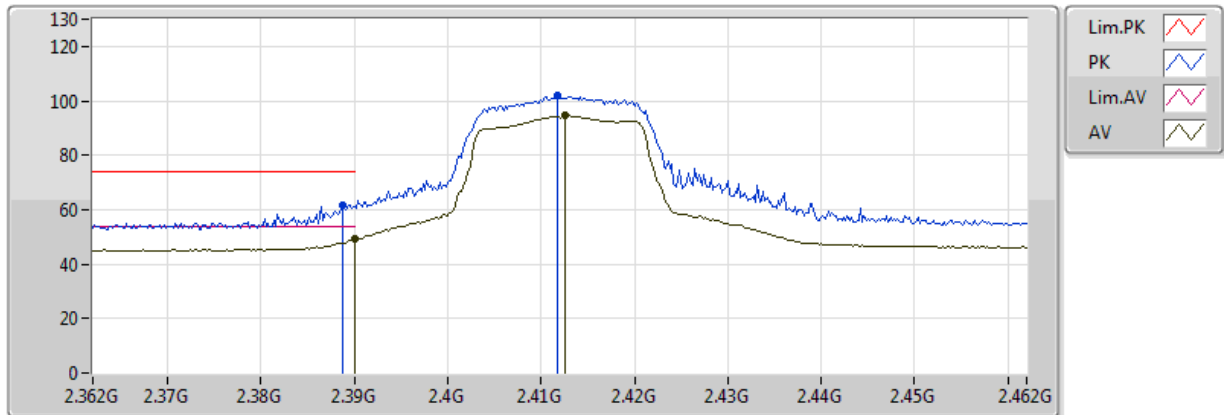


| Type | Freq (Hz) | Level (dBuV/m) | Limit (dBuV/m) | Margin (dB) | Factor (dB) | Dist (m) | Condition | Azimuth (°) | Height (m) | Comments |
|------|-----------|----------------|----------------|-------------|-------------|----------|-----------|-------------|------------|----------|
| AV | 2.389998G | 46.39 | 54.00 | -7.61 | 30.77 | 3 | Vertical | 259 | 2.81 | - |
| AV | 2.4128G | 90.30 | Inf | -Inf | 30.86 | 3 | Vertical | 259 | 2.81 | - |
| PK | 2.389998G | 57.51 | 74.00 | -16.49 | 30.77 | 3 | Vertical | 259 | 2.81 | - |
| PK | 2.4108G | 97.70 | Inf | -Inf | 30.85 | 3 | Vertical | 259 | 2.81 | - |

802.11n HT20_Nss1,(MCS0)_1TX

2412MHz_TX

28/08/2018

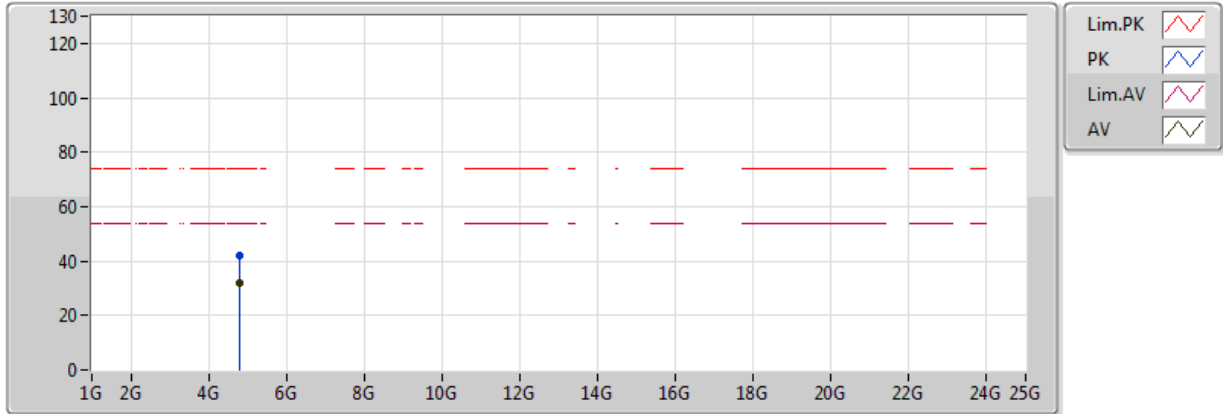


| Type | Freq (Hz) | Level (dBuV/m) | Limit (dBuV/m) | Margin (dB) | Factor (dB) | Dist (m) | Condition | Azimuth (°) | Height (m) | Comments |
|------|--------------|-------------------|-------------------|----------------|----------------|-------------|------------|----------------|---------------|----------|
| AV | 2.389998G | 49.12 | 54.00 | -4.88 | 30.77 | 3 | Horizontal | 239 | 1.02 | - |
| AV | 2.4126G | 94.67 | Inf | -Inf | 30.86 | 3 | Horizontal | 239 | 1.02 | - |
| PK | 2.3888G | 61.72 | 74.00 | -12.28 | 30.77 | 3 | Horizontal | 239 | 1.02 | - |
| PK | 2.4118G | 101.82 | Inf | -Inf | 30.85 | 3 | Horizontal | 239 | 1.02 | - |

802.11n HT20_Nss1,(MCS0)_1TX

2412MHz_TX

28/08/2018

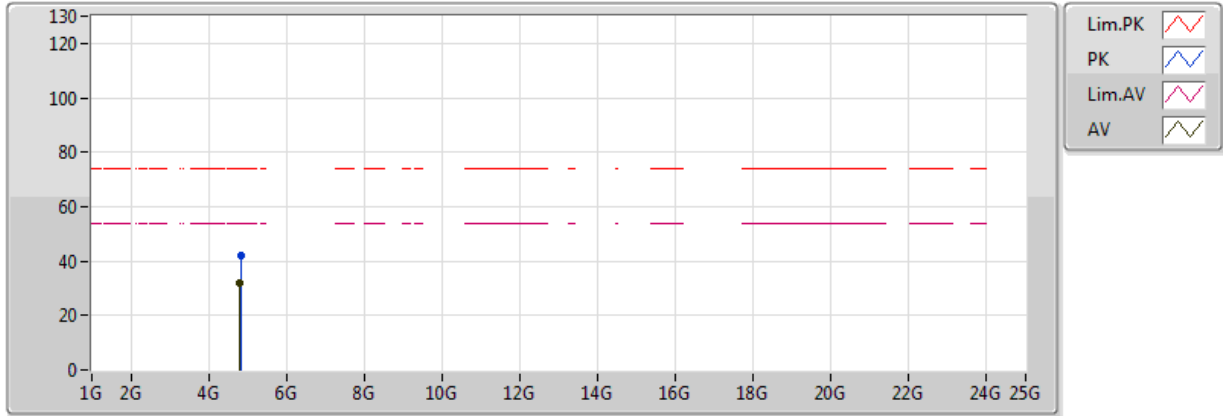


| Type | Freq (Hz) | Level (dBuV/m) | Limit (dBuV/m) | Margin (dB) | Factor (dB) | Dist (m) | Condition | Azimuth (°) | Height (m) | Comments |
|------|--------------|-------------------|-------------------|----------------|----------------|-------------|-----------|----------------|---------------|----------|
| AV | 4.80918G | 32.00 | 54.00 | -22.00 | 2.09 | 3 | Vertical | 175 | 1.64 | - |
| PK | 4.81074G | 42.20 | 74.00 | -31.80 | 2.10 | 3 | Vertical | 175 | 1.64 | - |

802.11n HT20_Nss1,(MCS0)_1TX

2412MHz_TX

28/08/2018

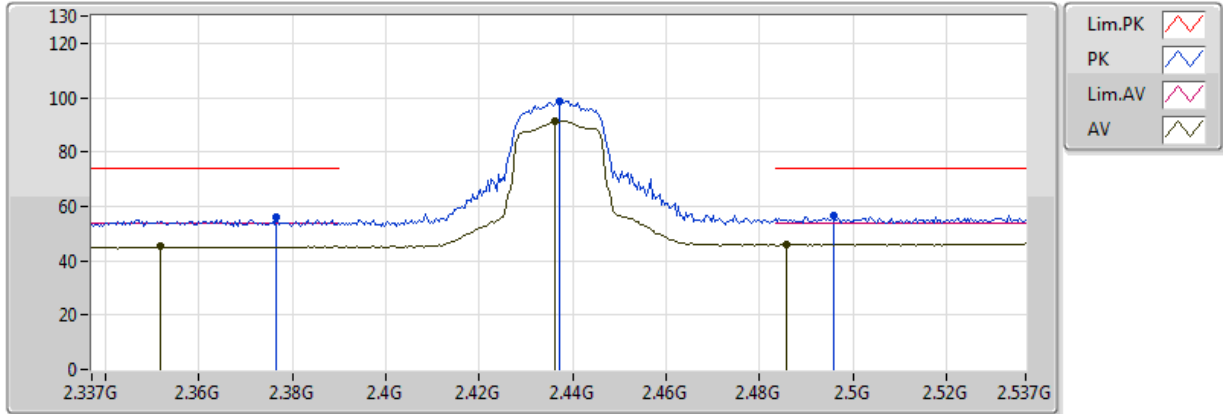


| Type | Freq (Hz) | Level (dBuV/m) | Limit (dBuV/m) | Margin (dB) | Factor (dB) | Dist (m) | Condition | Azimuth (°) | Height (m) | Comments |
|------|--------------|-------------------|-------------------|----------------|----------------|-------------|------------|----------------|---------------|----------|
| AV | 4.809G | 31.95 | 54.00 | -22.05 | 2.09 | 3 | Horizontal | 75 | 1.42 | - |
| PK | 4.8294G | 42.08 | 74.00 | -31.92 | 2.14 | 3 | Horizontal | 75 | 1.42 | - |

802.11n HT20_Nss1,(MCS0)_1TX

2437MHz_TX

28/08/2018

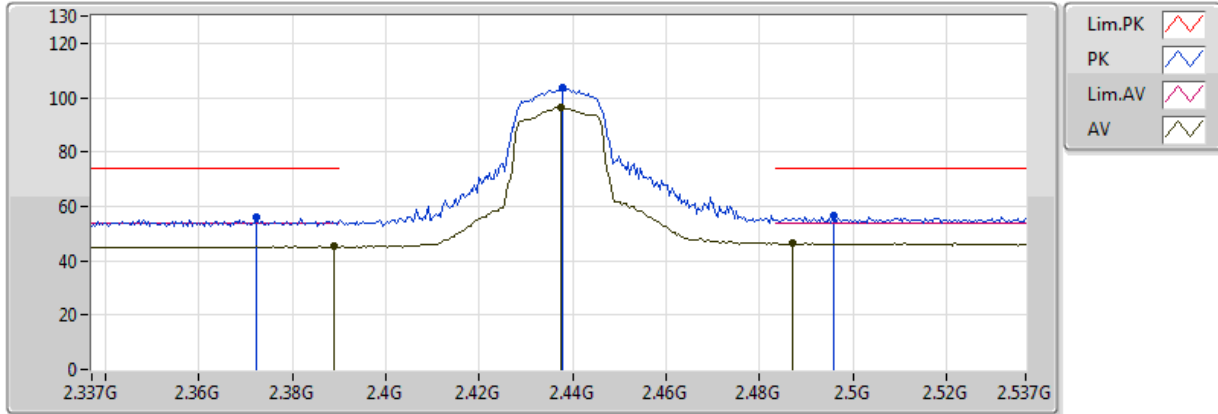


| Type | Freq (Hz) | Level (dBuV/m) | Limit (dBuV/m) | Margin (dB) | Factor (dB) | Dist (m) | Condition | Azimuth (°) | Height (m) | Comments |
|------|-----------|----------------|----------------|-------------|-------------|----------|-----------|-------------|------------|----------|
| AV | 2.3518G | 45.25 | 54.00 | -8.75 | 30.65 | 3 | Vertical | 275 | 2.78 | - |
| AV | 2.4362G | 91.53 | Inf | -Inf | 30.94 | 3 | Vertical | 275 | 2.78 | - |
| AV | 2.4858G | 46.15 | 54.00 | -7.85 | 31.12 | 3 | Vertical | 275 | 2.78 | - |
| PK | 2.3766G | 55.77 | 74.00 | -18.23 | 30.72 | 3 | Vertical | 275 | 2.78 | - |
| PK | 2.437G | 98.71 | Inf | -Inf | 30.94 | 3 | Vertical | 275 | 2.78 | - |
| PK | 2.4958G | 56.42 | 74.00 | -17.58 | 31.16 | 3 | Vertical | 275 | 2.78 | - |

802.11n HT20_Nss1,(MCS0)_1TX

2437MHz_TX

28/08/2018

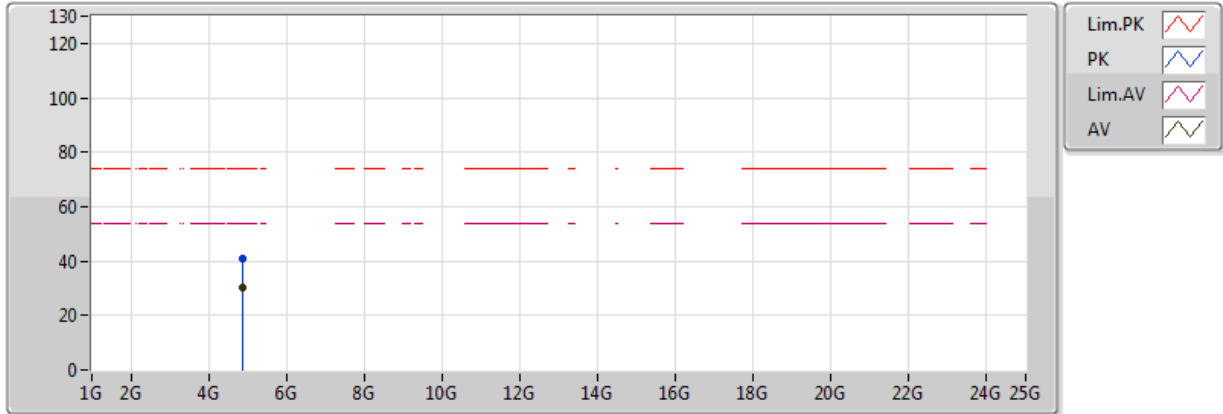


| Type | Freq (Hz) | Level (dBuV/m) | Limit (dBuV/m) | Margin (dB) | Factor (dB) | Dist (m) | Condition | Azimuth (°) | Height (m) | Comments |
|------|--------------|-------------------|-------------------|----------------|----------------|-------------|------------|----------------|---------------|----------|
| AV | 2.389G | 45.23 | 54.00 | -8.77 | 30.77 | 3 | Horizontal | 250 | 1.14 | - |
| AV | 2.4374G | 96.50 | Inf | -Inf | 30.94 | 3 | Horizontal | 250 | 1.14 | - |
| AV | 2.487G | 46.32 | 54.00 | -7.68 | 31.12 | 3 | Horizontal | 250 | 1.14 | - |
| PK | 2.3722G | 55.96 | 74.00 | -18.04 | 30.71 | 3 | Horizontal | 250 | 1.14 | - |
| PK | 2.4378G | 103.65 | Inf | -Inf | 30.95 | 3 | Horizontal | 250 | 1.14 | - |
| PK | 2.4958G | 56.60 | 74.00 | -17.40 | 31.16 | 3 | Horizontal | 250 | 1.14 | - |

802.11n HT20_Nss1,(MCS0)_1TX

2437MHz_TX

28/08/2018

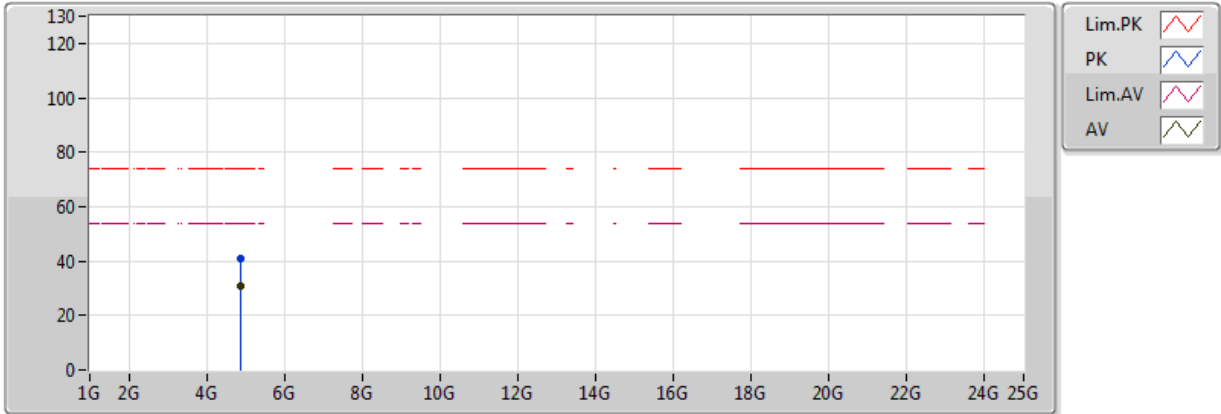


| Type | Freq (Hz) | Level (dBuV/m) | Limit (dBuV/m) | Margin (dB) | Factor (dB) | Dist (m) | Condition | Azimuth (°) | Height (m) | Comments |
|------|--------------|-------------------|-------------------|----------------|----------------|-------------|-----------|----------------|---------------|----------|
| AV | 4.889G | 30.52 | 54.00 | -23.48 | 2.29 | 3 | Vertical | 124 | 1.55 | - |
| PK | 4.8626G | 40.95 | 74.00 | -33.05 | 2.23 | 3 | Vertical | 124 | 1.55 | - |

802.11n HT20_Nss1,(MCS0)_1TX

2437MHz_TX

28/08/2018

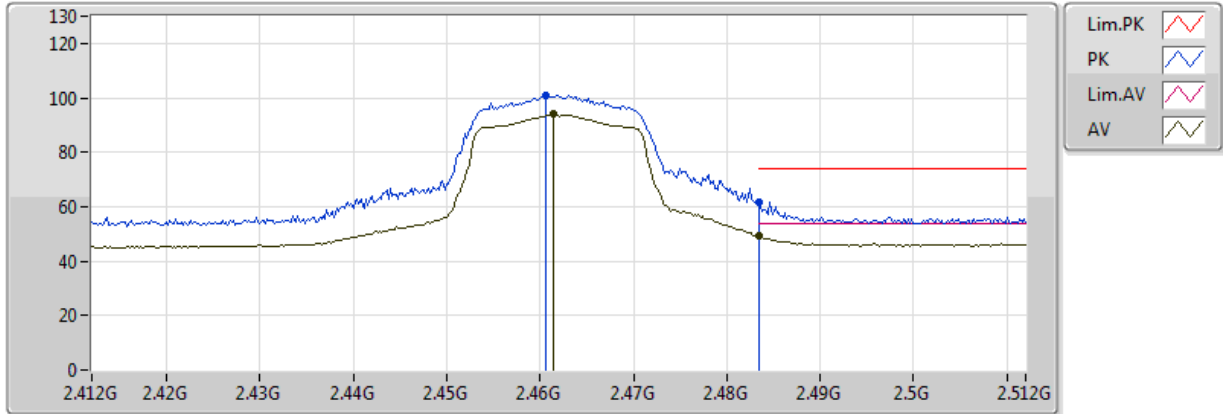


| Type | Freq (Hz) | Level (dBuV/m) | Limit (dBuV/m) | Margin (dB) | Factor (dB) | Dist (m) | Condition | Azimuth (°) | Height (m) | Comments |
|------|--------------|-------------------|-------------------|----------------|----------------|-------------|------------|----------------|---------------|----------|
| AV | 4.889G | 30.67 | 54.00 | -23.33 | 2.29 | 3 | Horizontal | 321 | 1.85 | - |
| PK | 4.88564G | 40.75 | 74.00 | -33.25 | 2.28 | 3 | Horizontal | 321 | 1.85 | - |

802.11n HT20_Nss1,(MCS0)_1TX

2462MHz_TX

28/08/2018

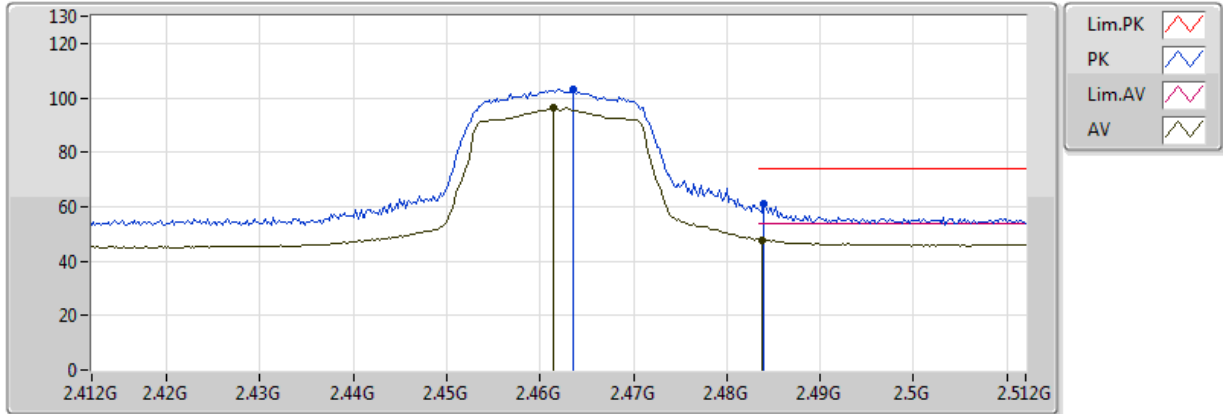


| Type | Freq (Hz) | Level (dBuV/m) | Limit (dBuV/m) | Margin (dB) | Factor (dB) | Dist (m) | Condition | Azimuth (°) | Height (m) | Comments |
|------|-----------|----------------|----------------|-------------|-------------|----------|-----------|-------------|------------|----------|
| AV | 2.4614G | 93.99 | Inf | -Inf | 31.03 | 3 | Vertical | 23 | 2.84 | - |
| AV | 2.483502G | 49.16 | 54.00 | -4.84 | 31.11 | 3 | Vertical | 23 | 2.84 | - |
| PK | 2.4606G | 100.82 | Inf | -Inf | 31.03 | 3 | Vertical | 23 | 2.84 | - |
| PK | 2.483502G | 61.73 | 74.00 | -12.27 | 31.11 | 3 | Vertical | 23 | 2.84 | - |

802.11n HT20_Nss1,(MCS0)_1TX

2462MHz_TX

28/08/2018

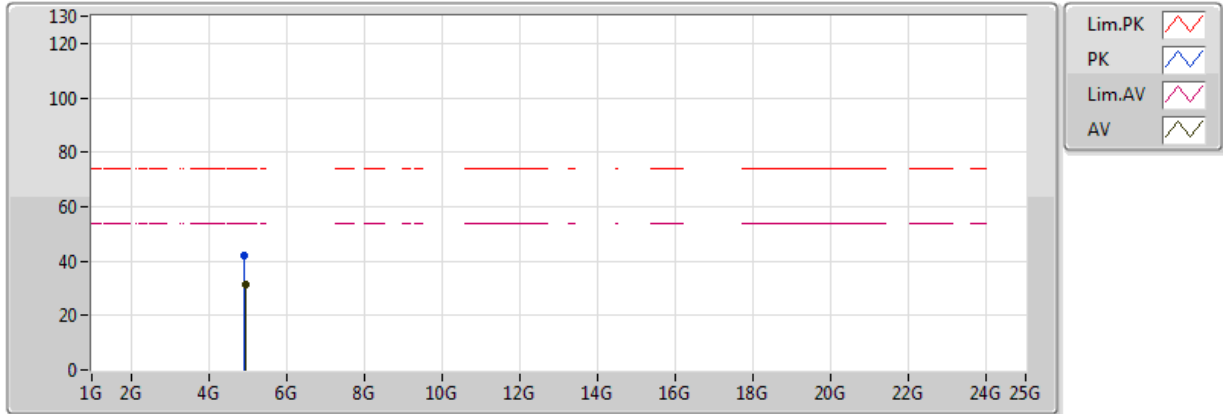


| Type | Freq (Hz) | Level (dBuV/m) | Limit (dBuV/m) | Margin (dB) | Factor (dB) | Dist (m) | Condition | Azimuth (°) | Height (m) | Comments |
|------|-----------|----------------|----------------|-------------|-------------|----------|------------|-------------|------------|----------|
| AV | 2.4614G | 96.26 | Inf | -Inf | 31.03 | 3 | Horizontal | 252 | 1.00 | - |
| AV | 2.4838G | 47.87 | 54.00 | -6.13 | 31.11 | 3 | Horizontal | 252 | 1.00 | - |
| PK | 2.4636G | 102.99 | Inf | -Inf | 31.04 | 3 | Horizontal | 252 | 1.00 | - |
| PK | 2.484G | 60.85 | 74.00 | -13.15 | 31.12 | 3 | Horizontal | 252 | 1.00 | - |

802.11n HT20_Nss1,(MCS0)_1TX

2462MHz_TX

28/08/2018

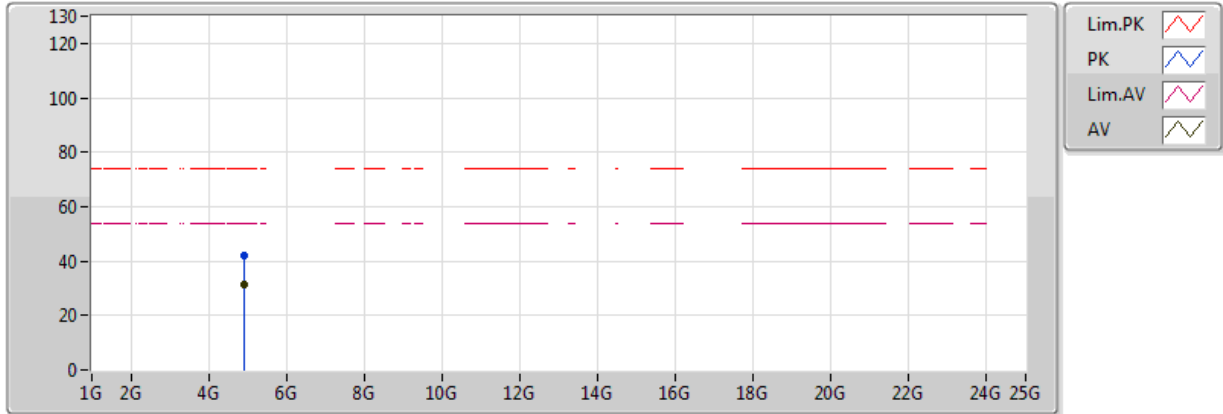


| Type | Freq (Hz) | Level (dBuV/m) | Limit (dBuV/m) | Margin (dB) | Factor (dB) | Dist (m) | Condition | Azimuth (°) | Height (m) | Comments |
|------|--------------|-------------------|-------------------|----------------|----------------|-------------|-----------|----------------|---------------|----------|
| AV | 4.93702G | 31.53 | 54.00 | -22.47 | 2.41 | 3 | Vertical | 165 | 1.34 | - |
| PK | 4.92406G | 42.07 | 74.00 | -31.93 | 2.38 | 3 | Vertical | 165 | 1.34 | - |

802.11n HT20_Nss1,(MCS0)_1TX

2462MHz_TX

28/08/2018



| Type | Freq (Hz) | Level (dBuV/m) | Limit (dBuV/m) | Margin (dB) | Factor (dB) | Dist (m) | Condition | Azimuth (°) | Height (m) | Comments |
|------|--------------|-------------------|-------------------|----------------|----------------|-------------|------------|----------------|---------------|----------|
| AV | 4.93096G | 31.59 | 54.00 | -22.41 | 2.40 | 3 | Horizontal | 202 | 1.56 | - |
| PK | 4.93426G | 42.30 | 74.00 | -31.70 | 2.41 | 3 | Horizontal | 202 | 1.56 | - |

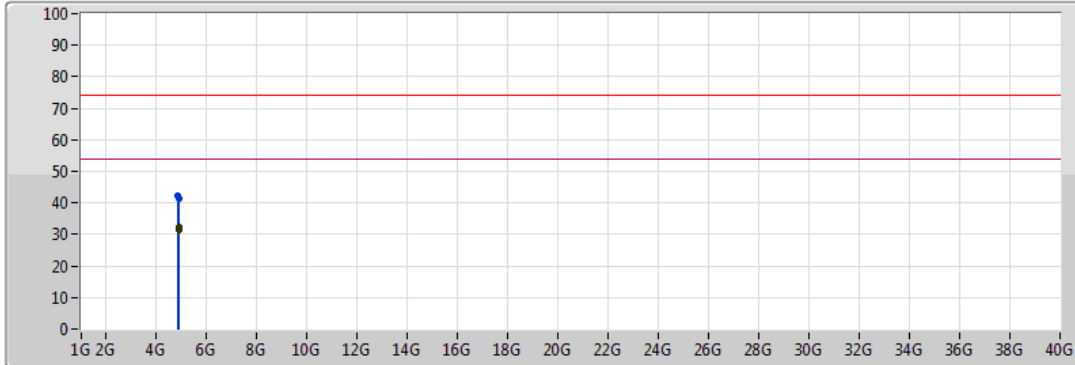


Summary





| Mode | Result | Type | Freq (Hz) | Level (dBuV/m) | Limit (dBuV/m) | Margin (dB) | Factor (dB) | Dist (m) | Condition | Azimuth (°) | Height (m) | Comments |
|---------|--------|------|-----------|----------------|----------------|-------------|-------------|----------|-----------|-------------|------------|----------|
| Mode 1. | Pass | AV | 4.824G | 48.55 | 54.00 | -5.45 | 2.13 | 3 | Vertical | 215 | 1.53 | - |
| Mode 2. | Pass | AV | 4.804G | 47.56 | 54.00 | -6.44 | 2.08 | 3 | Vertical | 175 | 1.67 | - |

Radiation-above 1GHz_Mode 1

31/08/2018



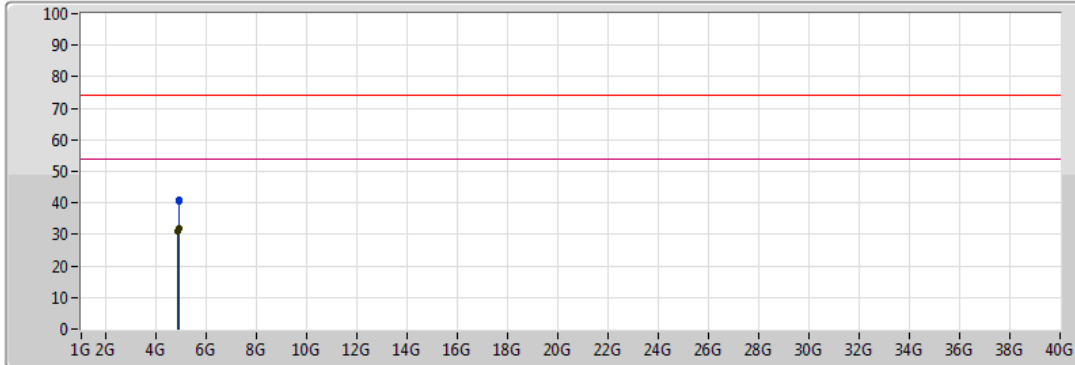
Legend:

- Lim.PK 
- PK 
- Lim.AV 
- AV 





| Type | Freq (Hz) | Level (dBuV/m) | Limit (dBuV/m) | Margin (dB) | Factor (dB) | Dist (m) | Condition | Azimuth (°) | Height (m) | Comments | Raw (dBuV) | AF (dB) | CL (dB) | PA (dB) |
|------|-----------|----------------|----------------|-------------|-------------|----------|-----------|-------------|------------|----------|------------|---------|---------|---------|
| AV | 4.889G | 32.28 | 54.00 | -21.72 | 1.40 | 3 | Vertical | 126 | 1.64 | - | 30.88 | 31.24 | 4.55 | 34.39 |
| AV | 4.8942G | 31.56 | 54.00 | -22.44 | 1.42 | 3 | Vertical | 200 | 1.82 | - | 30.14 | 31.25 | 4.56 | 34.39 |
| PK | 4.8626G | 42.19 | 74.00 | -31.81 | 1.36 | 3 | Vertical | 126 | 1.64 | - | 40.83 | 31.21 | 4.54 | 34.39 |
| PK | 4.88631G | 41.54 | 74.00 | -32.46 | 1.40 | 3 | Vertical | 200 | 1.82 | - | 40.14 | 31.24 | 4.55 | 34.39 |

Radiation-above 1GHz_Mode 1

31/08/2018



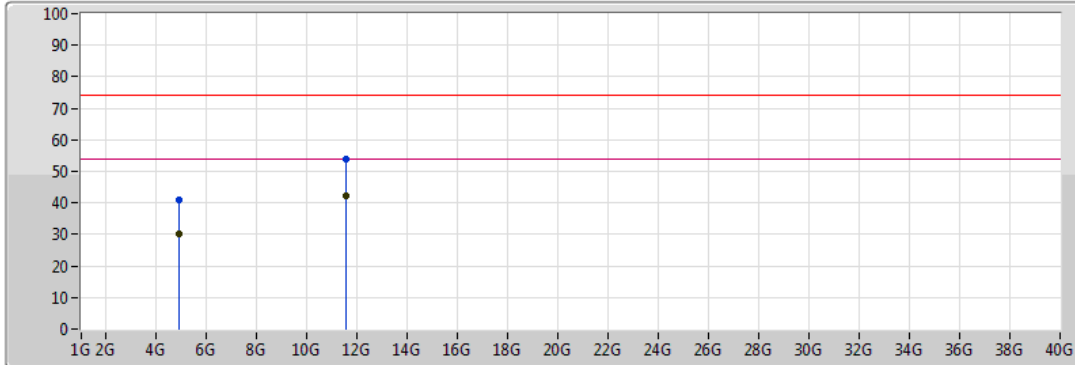
Legend:

- Lim.PK 
- PK 
- Lim.AV 
- AV 

| Type | Freq (Hz) | Level (dBuV/m) | Limit (dBuV/m) | Margin (dB) | Factor (dB) | Dist (m) | Condition | Azimuth (°) | Height (m) | Comments | Raw (dBuV) | AF (dB) | CL (dB) | PA (dB) |
|------|-----------|----------------|----------------|-------------|-------------|----------|------------|-------------|------------|----------|------------|---------|---------|---------|
| AV | 4.86721G | 31.24 | 54.00 | -22.76 | 1.36 | 3 | Horizontal | 186 | 2.23 | - | 29.88 | 31.21 | 4.54 | 34.39 |
| AV | 4.8891G | 32.07 | 54.00 | -21.93 | 1.40 | 3 | Horizontal | 311 | 2.01 | - | 30.67 | 31.24 | 4.55 | 34.39 |
| PK | 4.88564G | 41.11 | 74.00 | -32.89 | 1.40 | 3 | Horizontal | 311 | 2.01 | - | 39.71 | 31.24 | 4.55 | 34.39 |
| PK | 4.89374G | 40.56 | 74.00 | -33.44 | 1.42 | 3 | Horizontal | 186 | 2.23 | - | 39.14 | 31.25 | 4.56 | 34.39 |

Radiation-above 1GHz_Mode 2

31/08/2018



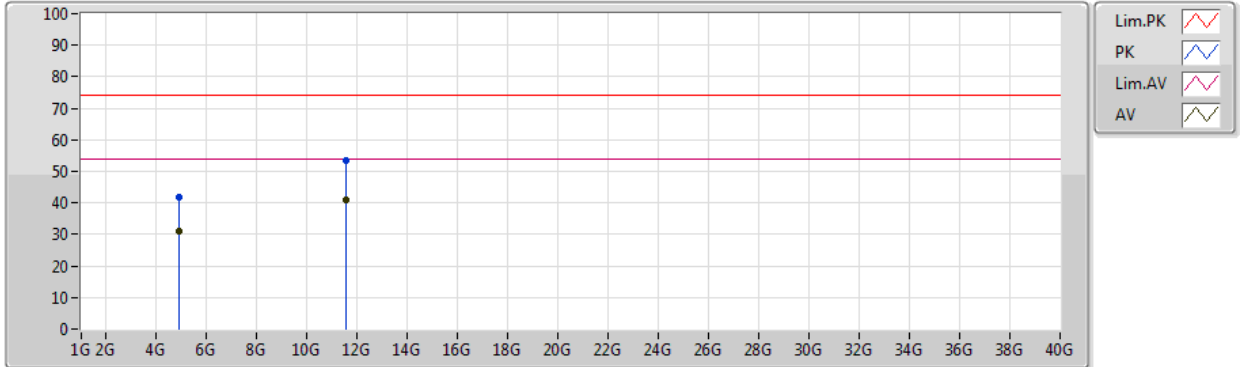
Legend:

- Lim.PK (Red line)
- PK (Blue line)
- Lim.AV (Purple line)
- AV (Green line)

| Type | Freq (Hz) | Level (dBuV/m) | Limit (dBuV/m) | Margin (dB) | Factor (dB) | Dist (m) | Condition | Azimuth (°) | Height (m) | Comments | Raw (dBuV) | AF (dB) | CL (dB) | PA (dB) |
|------|-----------|----------------|----------------|-------------|-------------|----------|-----------|-------------|------------|----------|------------|---------|---------|---------|
| AV | 4.883G | 30.06 | 54.00 | -23.94 | 1.40 | 3 | Vertical | 180 | 1.70 | - | 28.66 | 31.24 | 4.55 | 34.39 |
| AV | 11.5458G | 42.40 | 54.00 | -11.60 | 12.04 | 3 | Vertical | 280 | 1.69 | - | 30.36 | 39.34 | 7.49 | 34.79 |
| PK | 4.8814G | 41.10 | 74.00 | -32.90 | 1.39 | 3 | Vertical | 180 | 1.70 | - | 39.71 | 31.23 | 4.55 | 34.39 |
| PK | 11.54564G | 54.06 | 74.00 | -19.94 | 12.04 | 3 | Vertical | 280 | 1.69 | - | 42.02 | 39.34 | 7.49 | 34.79 |

Radiation-above 1GHz_Mode 2

31/08/2018



| Type | Freq (Hz) | Level (dBuV/m) | Limit (dBuV/m) | Margin (dB) | Factor (dB) | Dist (m) | Condition | Azimuth (°) | Height (m) | Comments | Raw (dBuV) | AF (dB) | CL (dB) | PA (dB) |
|------|-----------|----------------|----------------|-------------|-------------|----------|-----------|-------------|------------|----------|------------|---------|---------|---------|
| AV | 4.87314G | 31.24 | 54.00 | -22.76 | 1.38 | 3 | Vertical | 190 | 2.20 | - | 29.86 | 31.22 | 4.55 | 34.39 |
| AV | 11.55273G | 41.12 | 54.00 | -12.88 | 12.03 | 3 | Vertical | 224 | 2.42 | - | 29.09 | 39.33 | 7.49 | 34.79 |
| PK | 4.881G | 41.75 | 74.00 | -32.25 | 1.39 | 3 | Vertical | 190 | 2.20 | - | 40.36 | 31.23 | 4.55 | 34.39 |
| PK | 11.553G | 53.53 | 74.00 | -20.47 | 12.03 | 3 | Vertical | 224 | 2.42 | - | 41.50 | 39.33 | 7.49 | 34.79 |