


# FCC SAR Test Report

## <Photographs of EUT>

### Laptop PC Mode



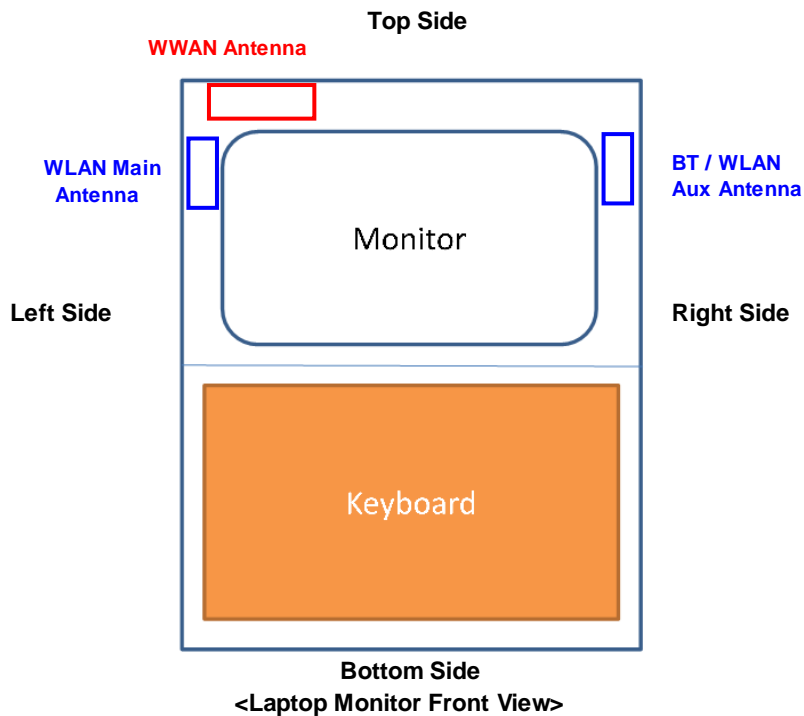
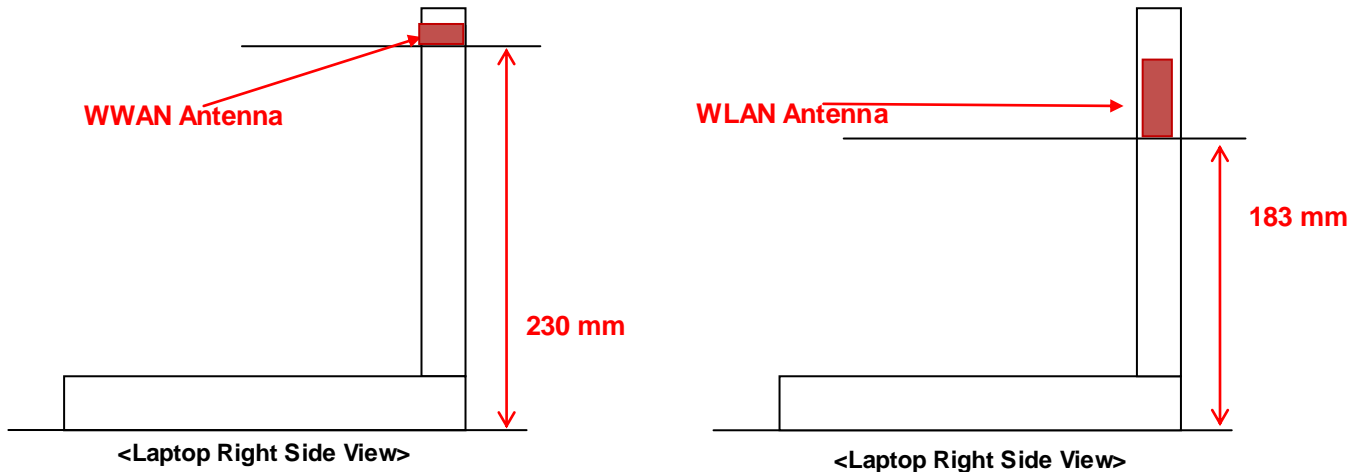
### Tablet PC Mode



# FCC SAR Test Report

## <Antenna Location>

### Laptop PC Mode

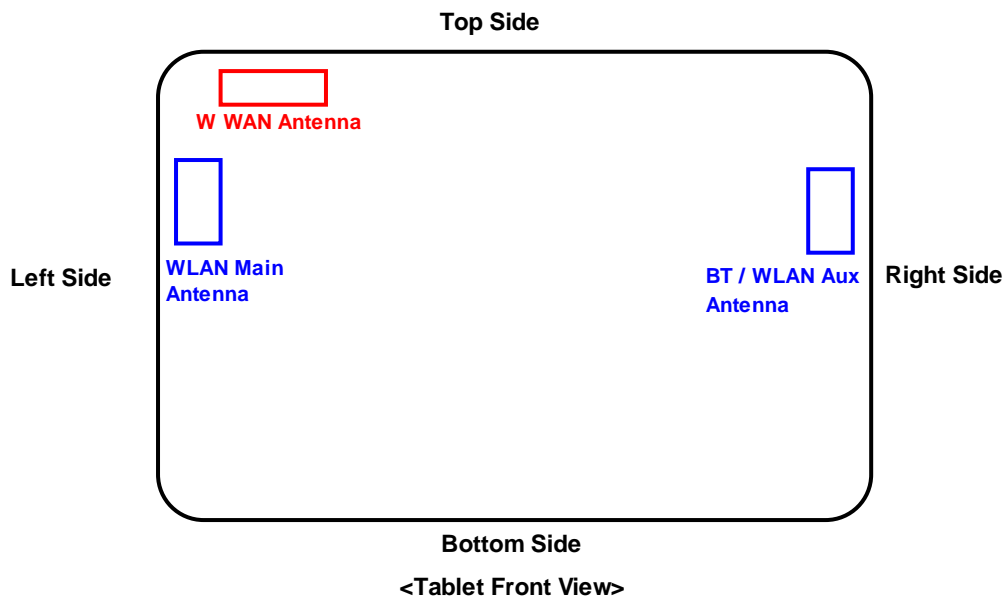
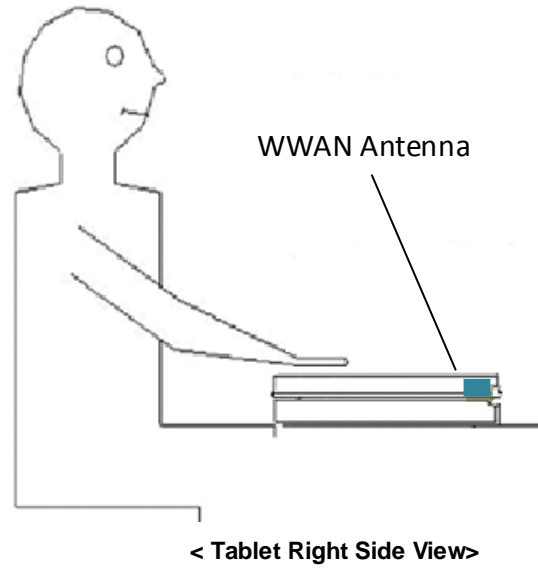
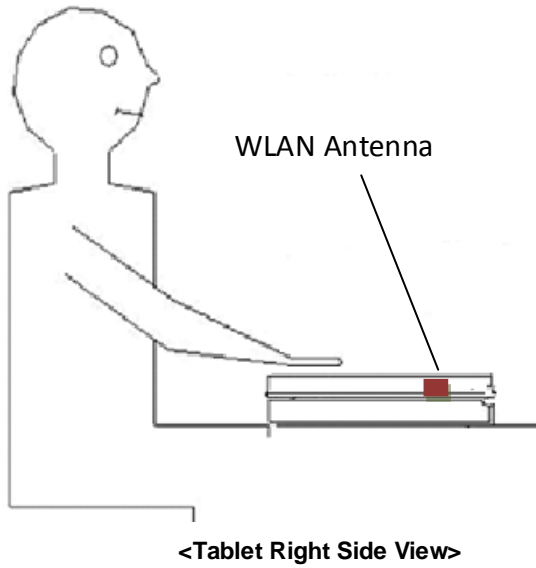


The separation distance for antenna to edge:

| Antenna       | To Top Side (mm) | To Bottom Side (mm) | To Left Side (mm) | To Right Side (mm) |
|---------------|------------------|---------------------|-------------------|--------------------|
| WWAN          | 5                | 230                 | 30                | 210                |
| WLAN Main     | 68               | 183                 | 2                 | 283                |
| BT / WLAN Aux | 68               | 183                 | 283               | 2                  |

# FCC SAR Test Report

## Tablet PC Mode




The separation distance for antenna to edge:

| Antenna       | To Top Side (mm) | To Bottom Side (mm) | To Left Side (mm) | To Right Side (mm) |
|---------------|------------------|---------------------|-------------------|--------------------|
| WWAN          | 5                | 213                 | 30                | 210                |
| WLAN Main     | 68               | 131                 | 2                 | 283                |
| BT / WLAN Aux | 68               | 131                 | 283               | 2                  |

<Photographs of SAR Setup>



Body - Rear Face of EUT at 0 mm



Body - Left Side of EUT at 0 mm



Body - Right Side of EUT at 0 mm



Body - Top Side of EUT at 0 mm



Body - Bottom Side of EUT at 0 mm