



SAR Test Setup Photographs

System 1 Basic	
EUT Side Definition	
Mode	Side
1	Back
2	Side 1
3	Side 2
4	Side 3
5	Side 4





Phantom Position : Flat	EUT side : Back
Spacing to phantom : 0 mm	Accessory : N/A



Phantom Position : Flat	EUT side : Side 1
Spacing to phantom : 0 mm	Accessory : N/A




Phantom Position : Flat	EUT side : Side 1 (Battery 2)
Spacing to phantom : 0 mm	Accessory : N/A



Phantom Position : Flat	EUT side : Side 2
Spacing to phantom : 0 mm	Accessory : N/A



Phantom Position : Flat	EUT side : Side 2 (Battery 2)
Spacing to phantom : 0 mm	Accessory : N/A





Phantom Position : Flat	EUT side : Side 3
Spacing to phantom : 0 mm	Accessory : N/A



Phantom Position : Flat	EUT side : Side 4
Spacing to phantom : 0 mm	Accessory : N/A



System 2 Full	
EUT Side Definition	
Mode	Side
1	Back
2	Side 1
3	Side 2
4	Side 3
5	Side 4

Phantom Position : Flat	EUT side : Back
Spacing to phantom : 0 mm	Accessory : N/A




Phantom Position : Flat	EUT side : Back (Battery 2)
Spacing to phantom : 0 mm	Accessory : N/A



Phantom Position : Flat	EUT side : Side 1
Spacing to phantom : 0 mm	Accessory : N/A



Phantom Position : Flat	EUT side : Side 1 (Battery 2)
Spacing to phantom : 0 mm	Accessory : N/A




Phantom Position : Flat	EUT side : Side 2
Spacing to phantom : 0 mm	Accessory : N/A



Phantom Position : Flat	EUT side : Side 3
Spacing to phantom : 0 mm	Accessory : N/A



Phantom Position : Flat	EUT side : Side 3 (Battery 2)
Spacing to phantom : 0 mm	Accessory : N/A



Phantom Position : Flat	EUT side : Side 4
Spacing to phantom : 0 mm	Accessory : N/A

