



## Appendix D. Photographs of EUT and Setup

<Photographs of EUT>

Laptop PC Mode



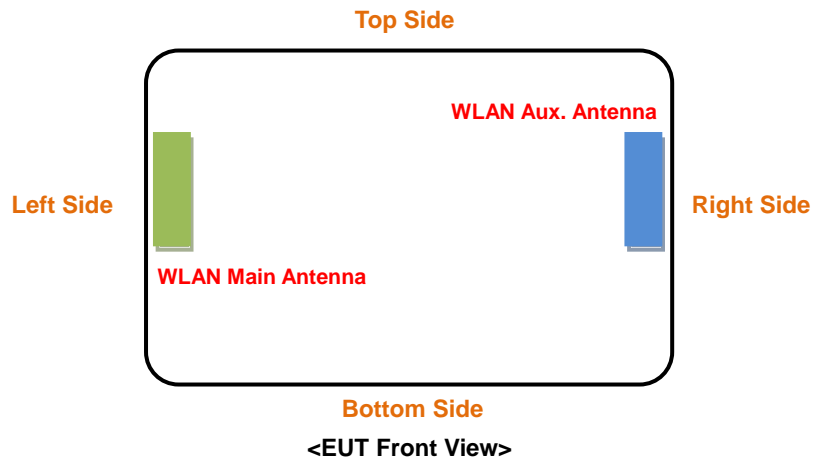
Tablet PC Mode



# FCC SAR Test Report

## <Antenna Location>

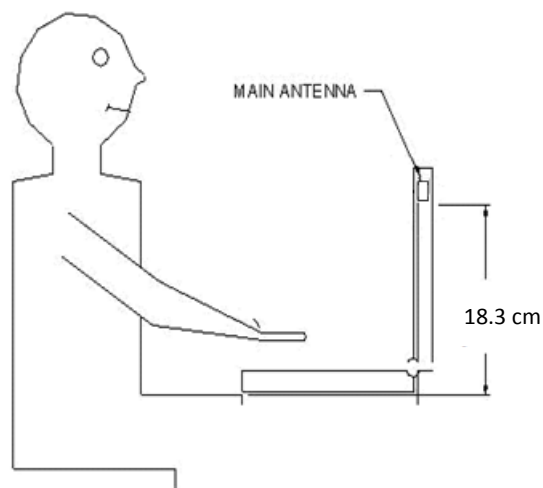
### Tablet PC Mode



The separation distance for antenna to edge:


| Antenna        | To Top Side (mm) | To Bottom Side (mm) | To Left Side (mm) | To Right Side (mm) |
|----------------|------------------|---------------------|-------------------|--------------------|
| WLAN Main Ant. | 68               | 131                 | 2                 | 283                |
| WLAN Aux. Ant. | 68               | 131                 | 283               | 2                  |

### Laptop PC Mode



# FCC SAR Test Report

## <Photographs of SAR Setup>



**Left Side of EUT with 0 mm Gap  
(Tablet PC Mode)**



**Right Side of EUT with 0 mm Gap  
(Tablet PC Mode)**



**Rear Face of EUT with 0 mm Gap  
(Tablet PC Mode)**



**Bottom Side of EUT with 0 mm Gap  
(Laptop PC Mode)**